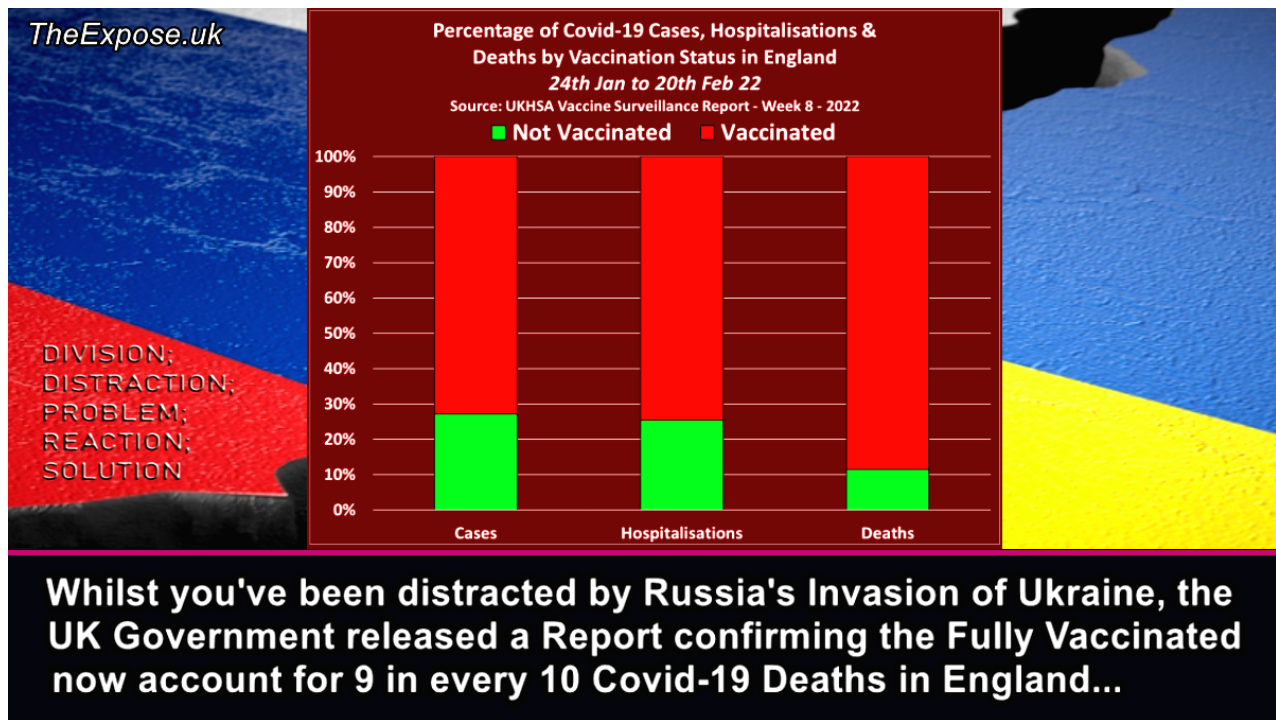


# Whilst you've been distracted by Russia's Invasion, the UK Gov. released a Report confirming the Fully Vaccinated now account for 9 in every 10 Covid-19 Deaths in England

[expose-news.com/2022/03/01/russia-distraction-uk-gov-revealed-triple-vaccinated-account-9-in-10-covid-deaths](https://expose-news.com/2022/03/01/russia-distraction-uk-gov-revealed-triple-vaccinated-account-9-in-10-covid-deaths)

By The Exposé

March 1, 2022

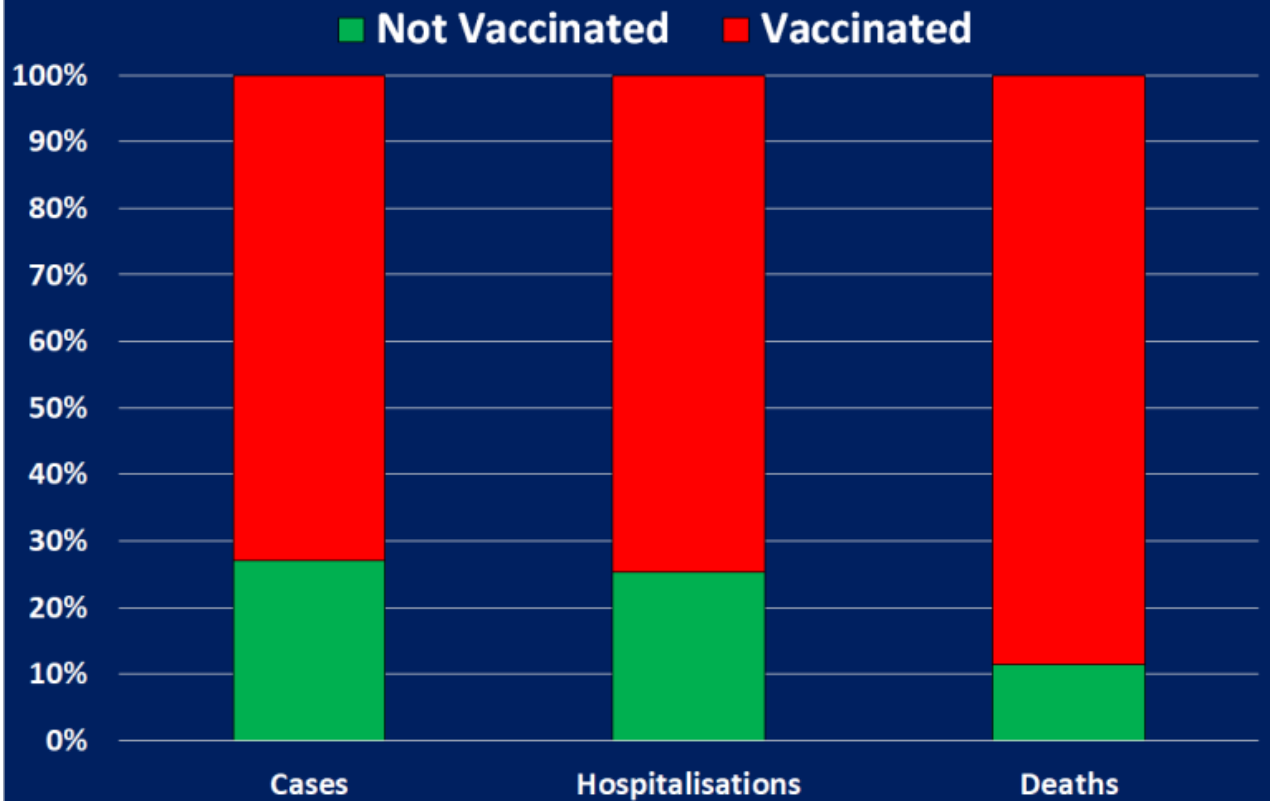


The latest data published by the UK Health Security Agency confirms deaths are rising dramatically among the triple vaccinated population whilst declining steadily among the not-vaccinated population in England.

With the most recent figures showing the fully vaccinated accounted for 9 in every 10 Covid-19 deaths over the past month; and the triple vaccinated accounted for 4 in every 5 of them.

## Percentage of Covid-19 Cases, Hospitalisations & Deaths by Vaccination Status in England 24th Jan to 20th Feb 22

Source: UKHSA Vaccine Surveillance Report - Week 8 - 2022



***Let's not lose touch... Your Government and Big Tech are actively trying to censor the information reported by The Exposé to serve their own needs. Subscribe now to make sure you receive the latest uncensored news in your inbox...***

***[Follow The Exposé's Official Channel on Telegram here](#)***

***[Join the conversation in our Telegram Discussion Group here](#)***

These are dark days for the citizens of Ukraine, but if you were to watch mainstream news or read a mainstream newspaper you could be forgiven for thinking the plight of the Ukrainians is currently the only event taking place in the world.

The Russian invasion is being aired in an endless 24/7 loop via BBC News and Sky News, with not a word about Covid-19 to be heard, despite airing nothing but propaganda and lies on the pandemic for the past two years.

It's times like these that you ought to watch what bad news is being quietly published in the background in the hope that it won't receive much attention, because there's nothing better than an international crisis to distract the public from what's going on at home.

With that being said, let's take a look at what the UK Government have "quietly" published in the past week in regards to the Covid-19 situation in England.

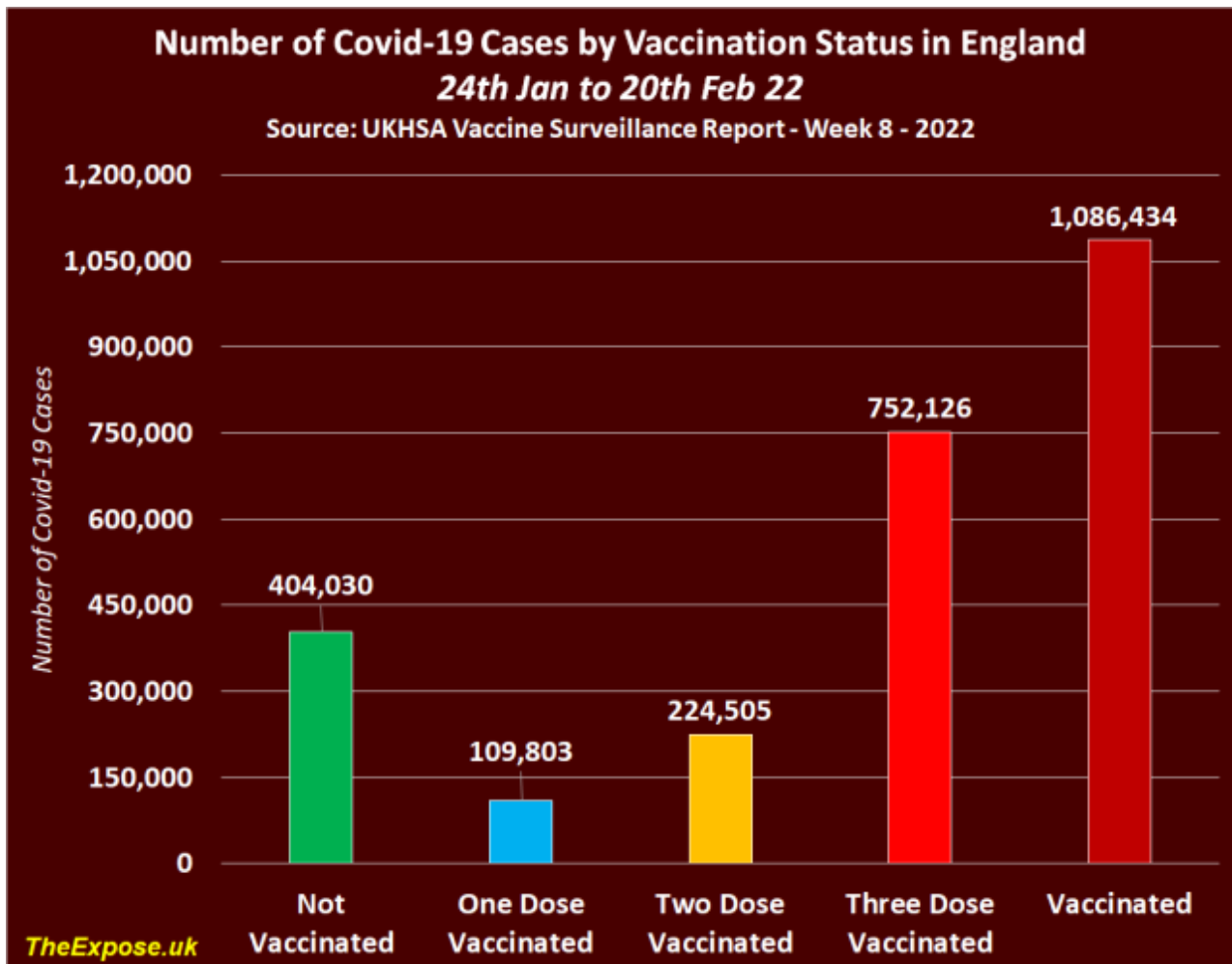
The UK Health Security Agency (UKHSA) publish a weekly Covid-19 Vaccine Surveillance Report, the most recent of which was published Thursday 24th Feb 22, and it can be viewed [here](#).

Table 10, found on page 41 of the latest report shows the number of Covid-19 cases by vaccination status in England between 24th Jan and 20th Feb 22, and it confirms the vast majority were recorded among the triple vaccinated population.

**Table 10. COVID-19 cases by vaccination status between week 4 2022 and week 7 2022**  
Please note that corresponding rates by vaccination status can be found in Table 13.

Cases reported by specimen date between week 4 2022 (w/e 30 January 2022) and week 7 2022 (w/e 20 February 2022)	Total	Unlinked*	Not vaccinated	Received one dose (1 to 20 days before specimen date)	Received one dose, ≥21 days before specimen date	Second dose ≥14 days before specimen date <sup>1</sup>	Third dose ≥14 days before specimen date <sup>1</sup>
	[This data should be interpreted with caution. See information below in footnote about the correct interpretation of these figures]						
Under 18	424,689	19,703	303,107	4,507	72,087	24,016	1,269
18 to 29	247,550	20,415	36,159	1,345	13,443	71,710	104,478
30 to 39	283,406	16,583	34,025	785	9,215	64,961	157,837
40 to 49	255,569	12,124	18,431	365	4,572	38,212	181,865
50 to 59	175,303	8,122	7,549	142	1,798	16,220	141,472
60 to 69	99,445	4,780	2,797	52	728	5,277	85,811
70 to 79	55,819	2,683	1,074	23	371	1,859	49,809
80 or over	36,422	3,329	888	11	359	2,250	29,585

Source



Source

In all, between 24th Jan and 20th Feb, there were a total of 1,490,464 Covid-19 cases recorded across England, and the triple vaccinated population accounted for 752,126 of them, whilst the not-vaccinated population accounted for 404,030 of them but 303,107 of those cases were among children.

Overall the vaccinated population accounted for 1,086,434 cases, meaning they accounted for 73% of all Covid-19 cases between 24th Jan and 20th Feb 22. But if we remove children from the equation we find that the vaccinated population accounted for 91% of all Covid-19 cases among over 18's in England.

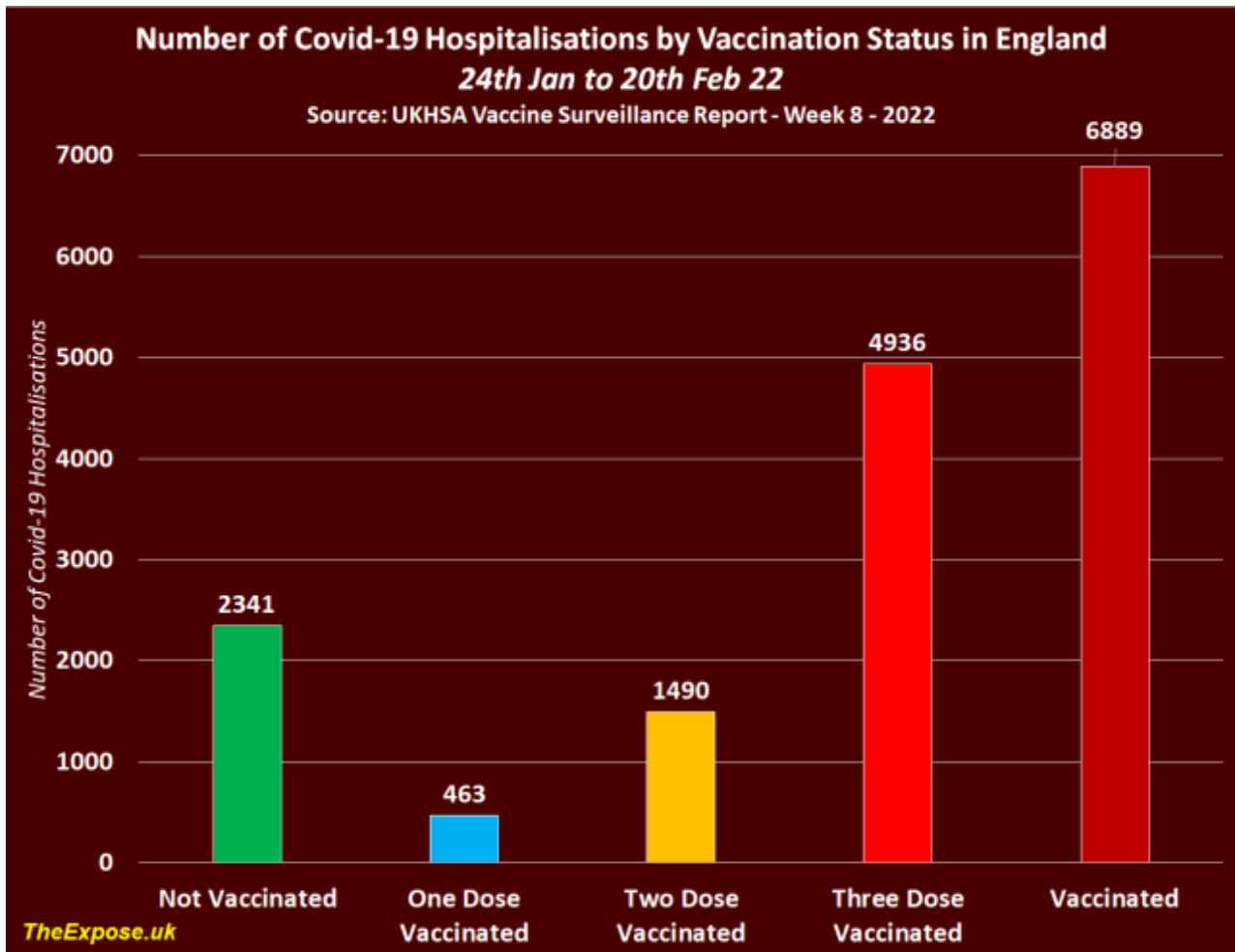
Table 11, found on page 42 of the latest report shows the number of Covid-19 hospitalisations by vaccination status in England between 24th Jan and 20th Feb 22, and it confirms the vast majority were again recorded among the triple vaccinated population.

**Table 11. COVID-19 cases presenting to emergency care (within 28 days of a positive specimen) resulting in an overnight inpatient admission by vaccination status between week 4 2022 and week 7 2022**

Please note that corresponding rates by vaccination status can be found in Table 13.

Cases presenting to emergency care (within 28 days of a positive test) resulting in overnight inpatient admission, by specimen date between week 4 2022 (w/e 30 January 2022) and week 7 2022 (w/e 20 February 2022)	Total	Unlinked*	Not vaccinated	Received one dose (1 to 20 days before specimen date)	Received one dose, ≥21 days before specimen date	Second dose ≥14 days before specimen date <sup>1</sup>	Third dose ≥14 days before specimen date <sup>1</sup>
	[This data should be interpreted with caution. See information below in footnote about the correct interpretation of these figures]						
Under 18	1,331	33	1,132	10	113	41	2
18 to 29	679	7	197	5	61	212	197
30 to 39	778	14	211	6	56	232	259
40 to 49	663	12	139	3	43	161	305
50 to 59	781	2	141	1	33	158	446
60 to 69	1,001	7	157	2	44	194	597
70 to 79	1,537	2	172	5	32	203	1,123
80 or over	2,539	2	192	1	48	289	2,007

*Source*



*Source*

In all, there were 9,230 Covid-19 hospitalisations in England between 24th Jan and 20th Feb 22, and the triple vaccinated population accounted for 4,936 of them, whilst the not-vaccinated population accounted for 2,341 of them, 1,132 of which were allegedly children.

But this is where the data doesn't make much sense. We know that Omicron is now the dominant variant in England, and we know it causes illness that is of equivalent severity to the common cold. So why is it that the data shows Covid-19 hospitalisations among children are more than double the amount that was being recorded when Delta was the dominant strain?

The following table is taken from Public Health England's 'Covid-19 Vaccine Surveillance Report – Week 36 – 2021', and it shows that between week 32 and week 35 of 2021 (*when Delta was the dominant variant*) there were just 404 Covid-19 hospitalisations recorded among under 18's in England.

**Table 6. COVID-19 cases whom presented to emergency care (within 28 days of a positive specimen) resulting in an overnight inpatient admission by vaccination status between week 32 and week 35 2021**

Cases whom presented to emergency care (within 28 days of a positive specimen), resulting in overnight inpatient admission, by week of specimen date between week 32 and week 35 2021	Total	Unlinked*	Not vaccinated	Received one dose (1-20 days before specimen date)	Received one dose, ≥21 days before specimen date	Second dose ≥14 days before specimen date	Rates among persons vaccinated with 2 doses (per 100,000)	Rates among persons not vaccinated (per 100,000)
Under 18	438	25	404	8	1	0	0.0	3.4
18-29	584	14	387	17	86	80	1.7	11.1
30-39	733	16	516	16	67	118	2.1	17.4
40-49	783	14	497	17	35	220	3.6	29.0
50-59	877	10	421	11	29	406	5.8	40.7
60-69	946	7	328	7	33	571	10.1	60.3
70-79	1,098	3	194	2	26	873	18.8	78.3
80+	1,146	1	144	1	35	965	37.4	112.9

Source – Page 17

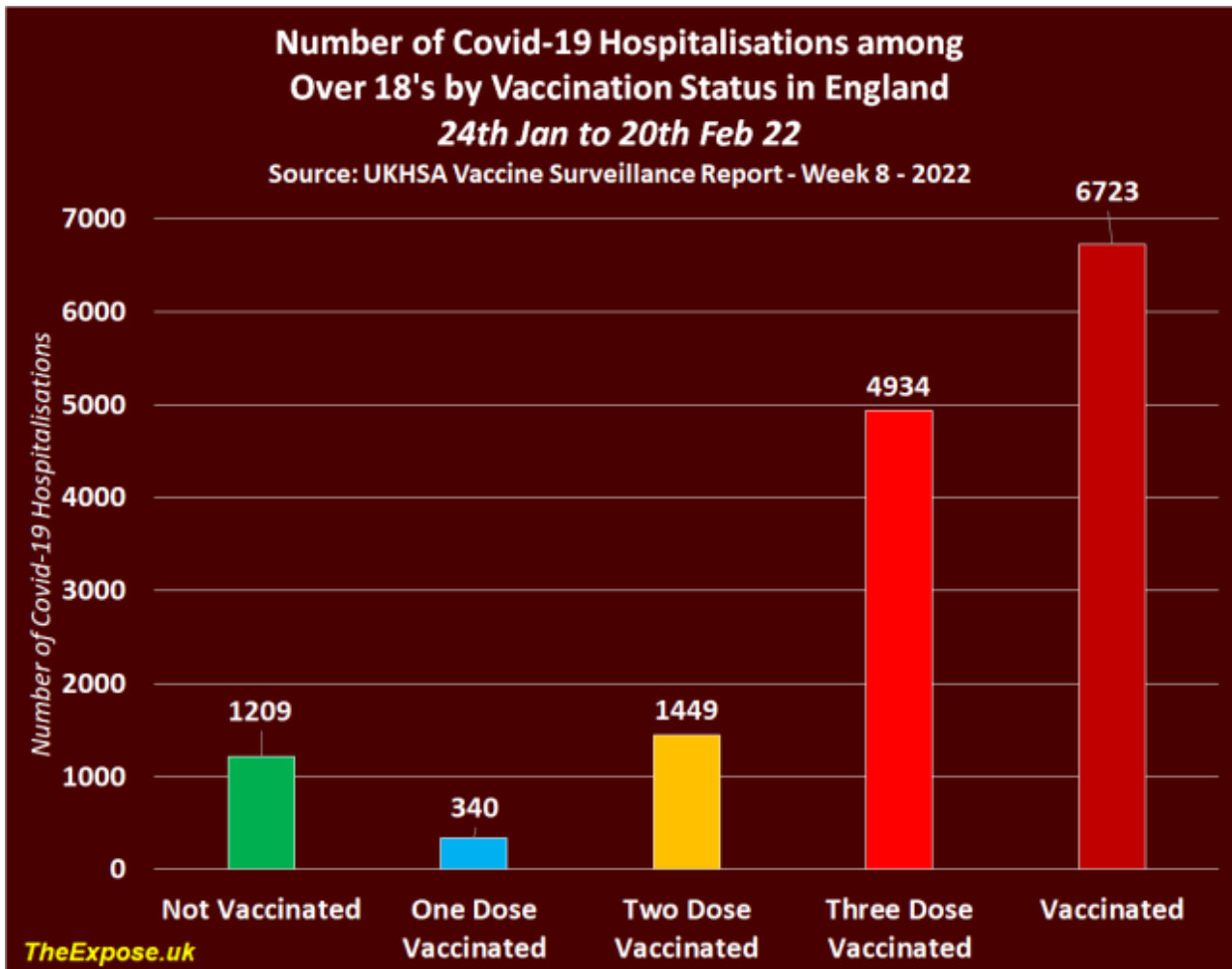
This number of hospitalisations among under 18's is typical for most of the weekly reports, so why on earth are Covid-19 hospitalisations now as high as 1,132 among children?

We know that children have never been at high risk of suffering severe disease due to Covid-19, and everyone should know by now that a person could be hospitalised with a broken leg and classed as a Covid-19 hospitalisation if they happen to test positive for Covid-19 with a highly questionable test within 28 days of admittance.

But we also know that the UK Government and NHS are attempting to justify Professor Chris Whitty's decision to overrule the Joint Committee on Vaccination and Immunisation and offer the Covid-19 vaccine to children.

Are we seeing the UKHSA manipulate figures here through mass testing of already hospitalised children, to give the impression that experimental Covid-19 vaccination would benefit children?

When we include children in the hospitalisation figures we find that the vaccinated population accounted for 75% of all Covid-19 hospitalisations between 24th Jan and 20th Feb 22. But when we remove children, we find that the vaccinated population accounted for 85% of all Covid-19 hospitalisations among over 18's in England.



Source

Table 12, found on page 43 of the latest report shows the number of Covid-19 deaths by vaccination status in England between 24th Jan and 20th Feb 22, and it confirms yet again that the vast majority were recorded among the triple vaccinated population.



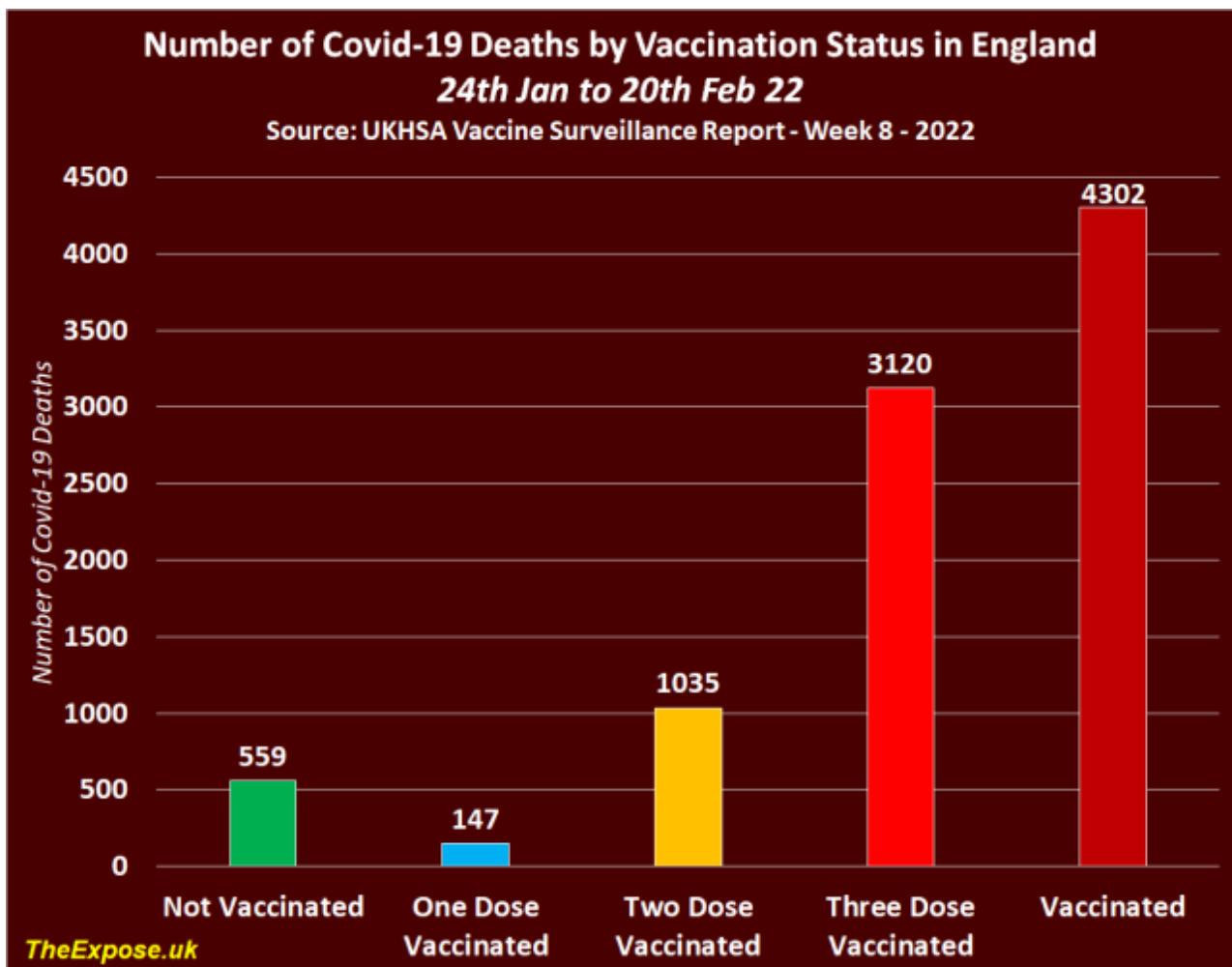
**Table 12. COVID-19 deaths (a) within 28 days and (b) within 60 days of positive specimen or with COVID-19 reported on death certificate, by vaccination status between week 4 2022 and week 7 2022**

Please note that corresponding rates by vaccination status can be found in Table 13.

(a)

Death within 28 days of positive COVID-19 test by date of death between week 4 2022 (w/e 30 January 2022) and week 7 2022 (w/e 20 February 2022)	Total**	Unlinked*	Not vaccinated	Received one dose (1 to 20 days before specimen date)	Received one dose, ≥21 days before specimen date	Second dose ≥14 days before specimen date <sup>1</sup>	Third dose ≥14 days before specimen date <sup>1</sup>
	[This data should be interpreted with caution. See information below in footnote about the correct interpretation of these figures]						
Under 18	6	0	4	0	0	2	0
18 to 29	12	0	4	0	0	3	5
30 to 39	41	1	19	0	3	13	5
40 to 49	93	2	26	1	12	26	26
50 to 59	222	5	57	1	17	60	82
60 to 69	465	2	83	0	16	120	244
70 to 79	998	5	129	2	31	221	610
80 or over	3,046	7	237	1	63	590	2,148

Source



Source

In all, there were 4,861 Covid-19 deaths between 24th Jan and 20th Feb 22, and the triple vaccinated population accounted for 3,120 of them. Whilst the not-vaccinated population accounted for just 559.

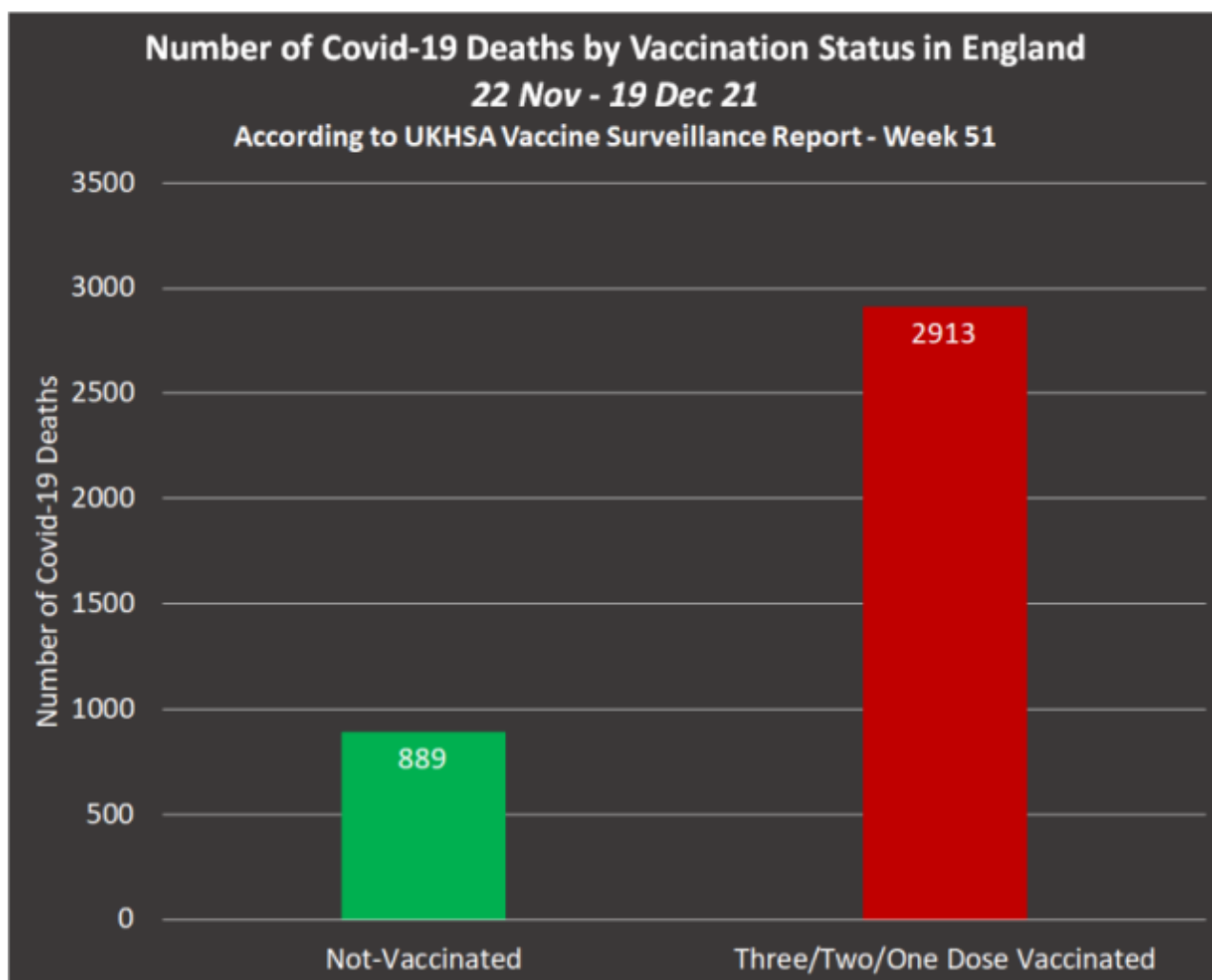


Overall, the vaccinated population accounted for 89% of all Covid-19 deaths during these four weeks, with 4,302 recorded deaths. This means the vaccinated population now account for 9 in every 10 deaths, and the triple vaccinated population account for 4 in every 5 of them.

But what's most concerning here is that things are improving by the week for the not-vaccinated population, whilst they take a turn for the worse or the triple vaccinated population.

According to the 'Week 51 – 2021 – Vaccine Surveillance Report', the total number of alleged Covid-19 deaths by vaccination status between November 22nd and December 19th, as confirmed by table 10 were as follows –

- Not-vaccinated population = 889 deaths
- Partly vaccinated population = 117 deaths
- Triple/Double-vaccinated population = 2,796 deaths



Source – Page 40

This equated to the vaccinated population accounting for 77% of Covid-19 deaths between November 22nd and December 19th, and reveals that the number of Covid-19 deaths among the entire vaccinated population was 207 less than the total number of

Covid-19 deaths recorded among the triple vaccinated population alone between 24th Jan and 20th Feb 22.

Deaths among the not-vaccinated have fallen from 889 between 22nd Nov and 19th Dec 21, to 559 between 24th Jan and 20th Feb 22. This represents a 37% decrease in overall deaths.

But deaths the vaccinated population have increased from 2,913 between 22nd Nov and 19th Dec 21, to 4,302 between 24th Jan and 20th Feb 22. This represents a 48% increase in overall deaths.

These aren't the kind of figures you would expect to see if the Covid-19 injections really are up to 95% effective at preventing hospitalisation and death, are they?

So there you have it, whilst you've been distracted by Russia's invasion of Ukraine, the UK Government released a report confirming the fully vaccinated now account for 9 in every 10 Covid-19 deaths in England. With news like this being swept under the rug by the mainstream media, it makes you wonder what else they will attempt to hide in the coming weeks?

---

***Subscribe now to make sure you receive the latest uncensored news in your inbox...***

---

**The Expose is now censored by Google, Facebook, Twitter & PayPal. So we need your help to ensure We can continue to bring you the facts the mainstream refuse to...**

**We're not funded by the Government to publish lies & propaganda on their behalf like the mainstream media.**

**Instead, we rely solely on our support. So please support us in our efforts to bring you honest, reliable, investigative journalism today. It's secure, quick and easy...**

**Just choose your preferred method to show your support below support**



**MONTHLY  
SUBSCRIPTION**

**BUY US  
A COFFEE**

**DONATE VIA  
KO-FI.COM**

**DONATE  
CRYPTO**

---

**Donate Bitcoin**



**The Expose Bitcoin Wallet Address –**  
3KpsgfuEX6v7w83aVN4b1dfCZTzas7Kt74

---

**Donate Monero**



---

 **Follow Daily Expose on Telegram**



[The Global Temperature Record Says We're in a "Climate Emergency", It's a Con](#)  
[Canadians Are Holding Nationwide Protests to Stand in Solidarity with Dutch Farmers](#)  
[How the "Vaccine" Affects the Body, What Corporate Media Will Never Tell You](#)  
[Covid Injections contain Potassium Chloride which is Contraindicated for Cardiac](#)  
[Disorders](#)

📌 [Follow Daily Expose on Telegram](#)