



Cochrane
Library

Cochrane Database of Systematic Reviews

Physical interventions to interrupt or reduce the spread of respiratory viruses (Review)

Jefferson T, Dooley L, Ferroni E, Al-Ansary LA, van Driel ML, Bawazeer GA, Jones MA, Hoffmann TC, Clark J, Beller EM, Glasziou PP, Conly JM

Jefferson T, Dooley L, Ferroni E, Al-Ansary LA, van Driel ML, Bawazeer GA, Jones MA, Hoffmann TC, Clark J, Beller EM, Glasziou PP, Conly JM.

Physical interventions to interrupt or reduce the spread of respiratory viruses.

Cochrane Database of Systematic Reviews 2023, Issue 1. Art. No.: CD006207.

DOI: [10.1002/14651858.CD006207.pub6](https://doi.org/10.1002/14651858.CD006207.pub6).

www.cochranelibrary.com

Physical interventions to interrupt or reduce the spread of respiratory viruses (Review)

Copyright © 2023 The Authors. Cochrane Database of Systematic Reviews published by John Wiley & Sons, Ltd. on behalf of The Cochrane Collaboration.

WILEY

TABLE OF CONTENTS

ABSTRACT	1
PLAIN LANGUAGE SUMMARY	3
SUMMARY OF FINDINGS	5
BACKGROUND	9
OBJECTIVES	10
METHODS	10
RESULTS	12
Figure 1.	13
Figure 2.	15
Figure 3.	16
Figure 4.	25
DISCUSSION	30
AUTHORS' CONCLUSIONS	34
ACKNOWLEDGEMENTS	35
REFERENCES	37
CHARACTERISTICS OF STUDIES	57
DATA AND ANALYSES	173
Analysis 1.1. Comparison 1: Randomised trials: medical/surgical masks versus no masks, Outcome 1: Viral illness	174
Analysis 2.1. Comparison 2: Randomised trials: N95 respirators compared to medical/surgical masks, Outcome 1: Viral illness ..	175
Analysis 2.2. Comparison 2: Randomised trials: N95 respirators compared to medical/surgical masks, Outcome 2: Viral illness in healthcare workers	176
Analysis 3.1. Comparison 3: Randomised trials: hand hygiene compared to control, Outcome 1: Viral illness	178
Analysis 3.2. Comparison 3: Randomised trials: hand hygiene compared to control, Outcome 2: ARI or ILI or influenza (including outcome with most events from each study)	179
Analysis 3.3. Comparison 3: Randomised trials: hand hygiene compared to control, Outcome 3: Influenza or ILI: sensitivity analysis including outcomes with the most precise and unequivocal definitions	179
Analysis 3.4. Comparison 3: Randomised trials: hand hygiene compared to control, Outcome 4: ARI or ILI or influenza: subgroup analysis	180
Analysis 3.5. Comparison 3: Randomised trials: hand hygiene compared to control, Outcome 5: Absenteeism	180
Analysis 4.1. Comparison 4: Randomised trials: hand hygiene + medical/surgical masks compared to control, Outcome 1: Viral illness	181
Analysis 5.1. Comparison 5: Randomised trials: hand hygiene + medical/surgical masks compared to hand hygiene, Outcome 1: Viral illness	182
Analysis 6.1. Comparison 6: Randomised trials: gargling compared to control, Outcome 1: Viral illness	182
Analysis 6.2. Comparison 6: Randomised trials: gargling compared to control, Outcome 2: SARS-CoV-2	183
ADDITIONAL TABLES	184
APPENDICES	309
WHAT'S NEW	321
HISTORY	321
CONTRIBUTIONS OF AUTHORS	323
DECLARATIONS OF INTEREST	323
SOURCES OF SUPPORT	324
DIFFERENCES BETWEEN PROTOCOL AND REVIEW	324
NOTES	324
INDEX TERMS	324

[Intervention Review]

Physical interventions to interrupt or reduce the spread of respiratory viruses

Tom Jefferson^{1a}, Liz Dooley², Eliana Ferroni³, Lubna A Al-Ansary⁴, Mieke L van Driel^{5,6}, Ghada A Bawazeer⁷, Mark A Jones², Tammy C Hoffmann², Justin Clark², Elaine M Beller², Paul P Glasziou², John M Conly^{8,9,10}

¹Department for Continuing Education, University of Oxford, Oxford OX1 2JA, UK. ²Institute for Evidence-Based Healthcare, Bond University, Gold Coast, Australia. ³Epidemiological System of the Veneto Region, Regional Center for Epidemiology, Veneto Region, Padova, Italy. ⁴Department of Family and Community Medicine, King Saud University, Riyadh, Saudi Arabia. ⁵General Practice Clinical Unit, Faculty of Medicine, The University of Queensland, Brisbane, Australia. ⁶Department of Public Health and Primary Care, Ghent University, Ghent, Belgium. ⁷Department of Clinical Pharmacy, College of Pharmacy, King Saud University, Riyadh, Saudi Arabia. ⁸Cumming School of Medicine, University of Calgary, Room AGW5, SSB, Foothills Medical Centre, Calgary, Canada. ⁹O'Brien Institute for Public Health and Synder Institute for Chronic Diseases, Cumming School of Medicine, University of Calgary, Calgary, Canada. ¹⁰Calgary Zone, Alberta Health Services, Calgary, Canada

^aFull affiliation: Senior Associate Tutor Department for Continuing Education University of Oxford Rewley House 1 Wellington Square Oxford OX1 2JA, UK - tom.jefferson@conted.ox.ac.uk

Contact: John M Conly, john.conly@albertahealthservices.ca.

Editorial group: Cochrane Acute Respiratory Infections Group.

Publication status and date: New search for studies and content updated (no change to conclusions), published in Issue 1, 2023.

Citation: Jefferson T, Dooley L, Ferroni E, Al-Ansary LA, van Driel ML, Bawazeer GA, Jones MA, Hoffmann TC, Clark J, Beller EM, Glasziou PP, Conly JM. Physical interventions to interrupt or reduce the spread of respiratory viruses. *Cochrane Database of Systematic Reviews* 2023, Issue 1. Art. No.: CD006207. DOI: [10.1002/14651858.CD006207.pub6](https://doi.org/10.1002/14651858.CD006207.pub6).

Copyright © 2023 The Authors. Cochrane Database of Systematic Reviews published by John Wiley & Sons, Ltd. on behalf of The Cochrane Collaboration. This is an open access article under the terms of the [Creative Commons Attribution Licence](https://creativecommons.org/licenses/by/4.0/), which permits use, distribution and reproduction in any medium, provided the original work is properly cited.

ABSTRACT

Background

Viral epidemics or pandemics of acute respiratory infections (ARIs) pose a global threat. Examples are influenza (H1N1) caused by the H1N1pdm09 virus in 2009, severe acute respiratory syndrome (SARS) in 2003, and coronavirus disease 2019 (COVID-19) caused by SARS-CoV-2 in 2019. Antiviral drugs and vaccines may be insufficient to prevent their spread. This is an update of a Cochrane Review last published in 2020. We include results from studies from the current COVID-19 pandemic.

Objectives

To assess the effectiveness of physical interventions to interrupt or reduce the spread of acute respiratory viruses.

Search methods

We searched CENTRAL, PubMed, Embase, CINAHL, and two trials registers in October 2022, with backwards and forwards citation analysis on the new studies.

Selection criteria

We included randomised controlled trials (RCTs) and cluster-RCTs investigating physical interventions (screening at entry ports, isolation, quarantine, physical distancing, personal protection, hand hygiene, face masks, glasses, and gargling) to prevent respiratory virus transmission.

Data collection and analysis

We used standard Cochrane methodological procedures.

Main results

We included 11 new RCTs and cluster-RCTs (610,872 participants) in this update, bringing the total number of RCTs to 78. Six of the new trials were conducted during the COVID-19 pandemic; two from Mexico, and one each from Denmark, Bangladesh, England, and Norway. We identified four ongoing studies, of which one is completed, but unreported, evaluating masks concurrent with the COVID-19 pandemic.

Many studies were conducted during non-epidemic influenza periods. Several were conducted during the 2009 H1N1 influenza pandemic, and others in epidemic influenza seasons up to 2016. Therefore, many studies were conducted in the context of lower respiratory viral circulation and transmission compared to COVID-19. The included studies were conducted in heterogeneous settings, ranging from suburban schools to hospital wards in high-income countries; crowded inner city settings in low-income countries; and an immigrant neighbourhood in a high-income country. Adherence with interventions was low in many studies.

The risk of bias for the RCTs and cluster-RCTs was mostly high or unclear.

Medical/surgical masks compared to no masks

We included 12 trials (10 cluster-RCTs) comparing medical/surgical masks versus no masks to prevent the spread of viral respiratory illness (two trials with healthcare workers and 10 in the community). Wearing masks in the community probably makes little or no difference to the outcome of influenza-like illness (ILI)/COVID-19 like illness compared to not wearing masks (risk ratio (RR) 0.95, 95% confidence interval (CI) 0.84 to 1.09; 9 trials, 276,917 participants; moderate-certainty evidence). Wearing masks in the community probably makes little or no difference to the outcome of laboratory-confirmed influenza/SARS-CoV-2 compared to not wearing masks (RR 1.01, 95% CI 0.72 to 1.42; 6 trials, 13,919 participants; moderate-certainty evidence). Harms were rarely measured and poorly reported (very low-certainty evidence).

N95/P2 respirators compared to medical/surgical masks

We pooled trials comparing N95/P2 respirators with medical/surgical masks (four in healthcare settings and one in a household setting). We are very uncertain on the effects of N95/P2 respirators compared with medical/surgical masks on the outcome of clinical respiratory illness (RR 0.70, 95% CI 0.45 to 1.10; 3 trials, 7779 participants; very low-certainty evidence). N95/P2 respirators compared with medical/surgical masks may be effective for ILI (RR 0.82, 95% CI 0.66 to 1.03; 5 trials, 8407 participants; low-certainty evidence). Evidence is limited by imprecision and heterogeneity for these subjective outcomes. The use of a N95/P2 respirators compared to medical/surgical masks probably makes little or no difference for the objective and more precise outcome of laboratory-confirmed influenza infection (RR 1.10, 95% CI 0.90 to 1.34; 5 trials, 8407 participants; moderate-certainty evidence). Restricting pooling to healthcare workers made no difference to the overall findings. Harms were poorly measured and reported, but discomfort wearing medical/surgical masks or N95/P2 respirators was mentioned in several studies (very low-certainty evidence).

One previously reported ongoing RCT has now been published and observed that medical/surgical masks were non-inferior to N95 respirators in a large study of 1009 healthcare workers in four countries providing direct care to COVID-19 patients.

Hand hygiene compared to control

Nineteen trials compared hand hygiene interventions with controls with sufficient data to include in meta-analyses. Settings included schools, childcare centres and homes. Comparing hand hygiene interventions with controls (i.e. no intervention), there was a 14% relative reduction in the number of people with ARIs in the hand hygiene group (RR 0.86, 95% CI 0.81 to 0.90; 9 trials, 52,105 participants; moderate-certainty evidence), suggesting a probable benefit. In absolute terms this benefit would result in a reduction from 380 events per 1000 people to 327 per 1000 people (95% CI 308 to 342). When considering the more strictly defined outcomes of ILI and laboratory-confirmed influenza, the estimates of effect for ILI (RR 0.94, 95% CI 0.81 to 1.09; 11 trials, 34,503 participants; low-certainty evidence), and laboratory-confirmed influenza (RR 0.91, 95% CI 0.63 to 1.30; 8 trials, 8332 participants; low-certainty evidence), suggest the intervention made little or no difference. We pooled 19 trials (71,210 participants) for the composite outcome of ARI or ILI or influenza, with each study only contributing once and the most comprehensive outcome reported. Pooled data showed that hand hygiene may be beneficial with an 11% relative reduction of respiratory illness (RR 0.89, 95% CI 0.83 to 0.94; low-certainty evidence), but with high heterogeneity. In absolute terms this benefit would result in a reduction from 200 events per 1000 people to 178 per 1000 people (95% CI 166 to 188). Few trials measured and reported harms (very low-certainty evidence).

We found no RCTs on gowns and gloves, face shields, or screening at entry ports.

Authors' conclusions

The high risk of bias in the trials, variation in outcome measurement, and relatively low adherence with the interventions during the studies hampers drawing firm conclusions. There were additional RCTs during the pandemic related to physical interventions but a relative paucity given the importance of the question of masking and its relative effectiveness and the concomitant measures of mask adherence which would be highly relevant to the measurement of effectiveness, especially in the elderly and in young children.

Physical interventions to interrupt or reduce the spread of respiratory viruses (Review)

There is uncertainty about the effects of face masks. The low to moderate certainty of evidence means our confidence in the effect estimate is limited, and that the true effect may be different from the observed estimate of the effect. The pooled results of RCTs did not show a clear reduction in respiratory viral infection with the use of medical/surgical masks. There were no clear differences between the use of medical/surgical masks compared with N95/P2 respirators in healthcare workers when used in routine care to reduce respiratory viral infection. Hand hygiene is likely to modestly reduce the burden of respiratory illness, and although this effect was also present when ILI and laboratory-confirmed influenza were analysed separately, it was not found to be a significant difference for the latter two outcomes. Harms associated with physical interventions were under-investigated.

There is a need for large, well-designed RCTs addressing the effectiveness of many of these interventions in multiple settings and populations, as well as the impact of adherence on effectiveness, especially in those most at risk of ARIs.

PLAIN LANGUAGE SUMMARY

Do physical measures such as hand-washing or wearing masks stop or slow down the spread of respiratory viruses?

Key messages

We are uncertain whether wearing masks or N95/P2 respirators helps to slow the spread of respiratory viruses based on the studies we assessed.

Hand hygiene programmes may help to slow the spread of respiratory viruses.

How do respiratory viruses spread?

Respiratory viruses are viruses that infect the cells in your airways: nose, throat, and lungs. These infections can cause serious problems and affect normal breathing. They can cause flu (influenza), severe acute respiratory syndrome (SARS), and COVID-19.

People infected with a respiratory virus spread virus particles into the air when they cough or sneeze. Other people become infected if they come into contact with these virus particles in the air or on surfaces on which they land. Respiratory viruses can spread quickly through a community, through populations and countries (causing epidemics), and around the world (causing pandemics).

Physical measures to try to prevent respiratory viruses spreading between people include:

- washing hands often;
- not touching your eyes, nose, or mouth;
- sneezing or coughing into your elbow;
- wiping surfaces with disinfectant;
- wearing masks, eye protection, gloves, and protective gowns;
- avoiding contact with other people (isolation or quarantine);
- keeping a certain distance away from other people (distancing); and
- examining people entering a country for signs of infection (screening).

What did we want to find out?

We wanted to find out whether physical measures stop or slow the spread of respiratory viruses from well-controlled studies in which one intervention is compared to another, known as randomised controlled trials.

What did we do?

We searched for randomised controlled studies that looked at physical measures to stop people acquiring a respiratory virus infection.

We were interested in how many people in the studies caught a respiratory virus infection, and whether the physical measures had any unwanted effects.

What did we find?

We identified 78 relevant studies. They took place in low-, middle-, and high-income countries worldwide: in hospitals, schools, homes, offices, childcare centres, and communities during non-epidemic influenza periods, the global H1N1 influenza pandemic in 2009, epidemic influenza seasons up to 2016, and during the COVID-19 pandemic. We identified five ongoing, unpublished studies; two of them evaluate masks in COVID-19. Five trials were funded by government and pharmaceutical companies, and nine trials were funded by pharmaceutical companies.

No studies looked at face shields, gowns and gloves, or screening people when they entered a country.

Physical interventions to interrupt or reduce the spread of respiratory viruses (Review)

We assessed the effects of:

- medical or surgical masks;
- N95/P2 respirators (close-fitting masks that filter the air breathed in, more commonly used by healthcare workers than the general public); and
- hand hygiene (hand-washing and using hand sanitiser).

We obtained the following results:

Medical or surgical masks

Ten studies took place in the community, and two studies in healthcare workers. Compared with wearing no mask in the community studies only, wearing a mask may make little to no difference in how many people caught a flu-like illness/COVID-like illness (9 studies; 276,917 people); and probably makes little or no difference in how many people have flu/COVID confirmed by a laboratory test (6 studies; 13,919 people). Unwanted effects were rarely reported; discomfort was mentioned.

N95/P2 respirators

Four studies were in healthcare workers, and one small study was in the community. Compared with wearing medical or surgical masks, wearing N95/P2 respirators probably makes little to no difference in how many people have confirmed flu (5 studies; 8407 people); and may make little to no difference in how many people catch a flu-like illness (5 studies; 8407 people), or respiratory illness (3 studies; 7799 people). Unwanted effects were not well-reported; discomfort was mentioned.

Hand hygiene

Following a hand hygiene programme may reduce the number of people who catch a respiratory or flu-like illness, or have confirmed flu, compared with people not following such a programme (19 studies; 71,210 people), although this effect was not confirmed as statistically significant reduction when ILI and laboratory-confirmed ILI were analysed separately. Few studies measured unwanted effects; skin irritation in people using hand sanitiser was mentioned.

What are the limitations of the evidence?

Our confidence in these results is generally low to moderate for the subjective outcomes related to respiratory illness, but moderate for the more precisely defined laboratory-confirmed respiratory virus infection, related to masks and N95/P2 respirators. The results might change when further evidence becomes available. Relatively low numbers of people followed the guidance about wearing masks or about hand hygiene, which may have affected the results of the studies.

How up to date is this evidence?

We included evidence published up to October 2022.

SUMMARY OF FINDINGS

Summary of findings 1. Medical/surgical masks compared to no masks for preventing the spread of viral respiratory illness

Randomised studies: medical/surgical masks compared to no masks for preventing the spread of viral respiratory illness

Patient or population: general population

Setting: community and hospitals

Intervention: medical/surgical masks

Comparison: no masks

Outcomes	Anticipated absolute effects* (95% CI)		Relative effect (95% CI)	Nº of participants (studies)	Certainty of the evidence (GRADE)	Comments
	Risk with no masks	Risk with randomised studies: masks				
Viral respiratory illness - influenza/COVID-like illness	Study population		RR 0.95 (0.84 to 1.09)	276,917 (9 RCTs)	⊕⊕⊕⊖ Moderate ^a	
	160 per 1000	152 per 1000 (134 to 174)				
Viral respiratory illness - laboratory-confirmed influenza/SARS-CoV-2	Study population		RR 1.01 (0.72 to 1.42)	13,919 (6 RCTs)	⊕⊕⊕⊖ Moderate ^b	
	40 per 1000	40 per 1000 (29 to 57)				
Adverse events	-		-	(3 RCTs)	⊕⊕⊕⊖ Very low ^{a,c}	Adverse events were not reported consistently and could not be meta-analysed. Adverse events reported for masks included warmth, discomfort, respiratory difficulties, humidity, pain, and shortness of breath, in up to 45% of participants.

***The risk in the intervention group** (and its 95% confidence interval) is based on the median observed risk in the comparison group of included studies and the **relative effect** of the intervention (and its 95% CI).

CI: confidence interval; **RCT:** randomised controlled trial; **RR:** risk ratio

GRADE Working Group grades of evidence

High certainty: we are very confident that the true effect lies close to that of the estimate of the effect.

Moderate certainty: we are moderately confident in the effect estimate: the true effect is likely to be close to the estimate of the effect, but there is a possibility that it is substantially different.

Low certainty: our confidence in the effect estimate is limited: the true effect may be substantially different from the estimate of the effect.

Very low certainty: we have very little confidence in the effect estimate: the true effect is likely to be substantially different from the estimate of effect.

^aDowngraded one level for study limitations (lack of blinding).

^bDowngraded one level for imprecision (wide confidence intervals).

^cDowngraded two levels for imprecision (only three studies enumerated adverse events; another study mentioned no adverse events).

Summary of findings 2. N95 respirators compared to medical/surgical masks for preventing the spread of viral respiratory illness

Randomised studies: N95 respirators compared to medical/surgical masks for preventing the spread of viral respiratory illness

Patient or population: general population and healthcare workers

Setting: hospitals and households

Intervention: N95 masks

Comparison: medical/surgical masks

Outcomes	Anticipated absolute effects* (95% CI)		Relative effect (95% CI)	N° of participants (studies)	Certainty of the evidence (GRADE)	Comments
	Risk with medical masks	Risk with randomised studies: N95				
Viral respiratory illness - clinical respiratory illness	Study population		RR 0.70 (0.45 to 1.10)	7799 (3 RCTs)	⊕⊕⊕⊕ Very Low ^{a,b,c}	All studies were conducted in hospital settings with healthcare workers.
	120 per 1000	84 per 1000 (54 to 132)				
Viral respiratory illness - influenza-like illness	Study population		RR 0.82 (0.66 to 1.03)	8407 (5 RCTs)	⊕⊕⊕⊖ Low ^{a,b}	1 study was conducted in households (MacIntyre 2009).
	50 per 1000	41 per 1000 (33 to 52)				
Viral respiratory illness - laboratory-confirmed influenza	Study population		RR 1.10 (0.90 to 1.34)	8407 (5 RCTs)	⊕⊕⊕⊖ Moderate ^b	1 study was conducted in households (MacIntyre 2009).
	70 per 1000	77 per 1000 (63 to 94)				
Adverse events	-		-	(5 RCTs)	⊕⊕⊕⊖ Very Low ^{a,b,c}	There was insufficient consistent reporting of adverse events to enable meta-analysis. Only 1 study reported detailed adverse events: discomfort was reported in 41.9% of N95 wearers versus 9.8% of medical mask wearers (P < 0.001); headaches

were more common with N95 (13.4% versus 3.9%; $P < 0.001$); difficulty breathing was reported more often in the N95 group (19.4% versus 12.5%; $P = 0.01$); and N95 caused more problems with pressure on the nose (52.2% versus 11.0%; $P < 0.001$). 4 RCTs either reported no adverse events or only reported on comfort wearing masks.

***The risk in the intervention group** (and its 95% confidence interval) is based on the median risk in the comparison group and the observed **relative effect** of the intervention (and its 95% CI).

CI: confidence interval; **RCT:** randomised controlled trial; **RR:** risk ratio

GRADE Working Group grades of evidence

High certainty: we are very confident that the true effect lies close to that of the estimate of the effect.

Moderate certainty: we are moderately confident in the effect estimate: the true effect is likely to be close to the estimate of the effect, but there is a possibility that it is substantially different.

Low certainty: our confidence in the effect estimate is limited: the true effect may be substantially different from the estimate of the effect.

Very low certainty: we have very little confidence in the effect estimate: the true effect is likely to be substantially different from the estimate of effect.

^aDowngraded one level for study limitations (lack of blinding).

^bDowngraded one level for imprecision (wide confidence interval or no meta-analysis conducted).

^cDowngraded one level for inconsistency of results (heterogeneity).

Summary of findings 3. Hand hygiene compared to control for preventing the spread of viral respiratory illness

Hand hygiene compared to control for preventing the spread of viral respiratory illness

Patient or population: general population and healthcare workers

Setting: schools, childcare centres, homes, offices, nursing homes

Intervention: hand hygiene

Comparison: control

Outcomes	Anticipated absolute effects* (95% CI)		Relative effect (95% CI)	N° of participants (studies)	Certainty of the evidence (GRADE)	Comments
	Risk with control	Risk with hand hygiene				
Acute respiratory illness	Study population		RR 0.86 (0.81 to 0.90)	52,105 (9 RCTs)	⊕⊕⊕⊖ Moderate ^a	
	380 per 1000	327 per 1000 (308 to 342)				

Influenza-like illness	Study population		RR 0.94 (0.81 to 1.09)	34,503 (11 RCTs)	⊕⊕○○ Low ^{a,b}	
	90 per 1000	85 per 1000 (73 to 98)				
Laboratory-confirmed influenza	Study population		RR 0.91 (0.63 to 1.30)	8332 (8 RCTs)	⊕⊕○○ Low ^{b,c}	
	80 per 1000	73 per 1000 (50 to 104)				
Composite of acute respiratory illness, influenza-like illness, laboratory-confirmed influenza	Study population		RR 0.89 (0.83 to 0.94)	71,210 (19 RCTs)	⊕⊕○○ Low ^{a,b}	
	200 per 1000	178 per 1000 (166 to 188)				
Adverse events	-		-	(2 RCTs)	⊕○○○ Very low ^{a,b,c}	Data were insufficient to conduct meta-analysis. 1 study reported that no adverse events were observed, and another study reported that skin reaction was recorded for 10.4% of participants in the hand sanitiser group versus 10.3% in the control group.

***The risk in the intervention group** (and its 95% confidence interval) is based on the median observed risk in the comparison groups of included studies and the **relative effect** of the intervention (and its 95% CI).

CI: confidence interval; **RCT:** randomised controlled trial; **RR:** risk ratio

GRADE Working Group grades of evidence

High certainty: we are very confident that the true effect lies close to that of the estimate of the effect.

Moderate certainty: we are moderately confident in the effect estimate: the true effect is likely to be close to the estimate of the effect, but there is a possibility that it is substantially different.

Low certainty: our confidence in the effect estimate is limited: the true effect may be substantially different from the estimate of the effect.

Very low certainty: we have very little confidence in the effect estimate: the true effect is likely to be substantially different from the estimate of effect.

^aDowngraded one level for study limitation (majority of studies were unblinded, with participant-assessed outcome).

^bDowngraded one level for inconsistent results across studies.

^cDowngraded one level for imprecision (wide confidence interval or no meta-analysis conducted).

BACKGROUND

Description of the condition

Epidemic and pandemic viral infections pose a serious threat to people worldwide. Epidemics of note include severe acute respiratory syndrome (SARS) in 2003 and the Middle East respiratory syndrome (MERS), which began in 2012, and the current SARS-CoV-2 pandemic. Major pandemics include the H1N1 influenza caused by the H1N1pdm09 virus in 2009 and the coronavirus disease 2019 (COVID-19) caused by SARS-CoV-2.

Even non-epidemic acute respiratory infections (ARIs) place a huge burden on healthcare systems around the world, and are a prominent cause of morbidity (WHO 2017). Furthermore, ARIs are often antecedents to lower respiratory tract infections (RTIs) caused by bacterial pathogens (i.e. pneumonia), which cause millions of deaths worldwide, mostly in low-income countries (Schwartz 2018).

High viral load, high levels of transmissibility, susceptible populations, and symptomatic patients are considered to be the drivers of such epidemics and pandemics (Jefferson 2006a). Preventing the spread of respiratory viruses from person to person may be effective at reducing the spread of outbreaks.

Physical interventions, such as the use of masks and physical distancing measures, might prevent the spread of respiratory viruses which are considered to be transmitted by multiple modes of transmission including by respiratory particles of varying sizes spreading from infected to susceptible people and through direct and indirect contact (Kutter 2018; Leung 2021). It is recognised that there is a continuum of respiratory particle sizes varying between large droplet to fine aerosols, which is an important concept. Particles of a variety of sizes may be expelled from the human airway during coughing, sneezing, singing, talking, and during certain medical procedures (WHO 2021). In addition, transmission of respiratory viruses is likely highly complex, dependent on multiple host, virus and environmental factors, plus the myriad of interactions between these factors, which may influence the predominant modes of transmission in any given setting (Broderick 2008; Hendley 1988; Kutter 2018; Leung 2021). Current evidence suggests that the virus responsible for the current COVID-19 pandemic spreads mainly between people who are in close contact with each other (Onakpoya 2022a).

It is also unknown if all respiratory viruses or different strains of a specific respiratory virus transmit in a similar manner, further adding to the complexity of respiratory virus transmission.

Description of the intervention

Single measures of intervention such as the use of vaccines or antivirals, may be insufficient to contain the spread of influenza, but combinations of interventions may reduce the reproduction number to below 1 (Demicheli 2018a; Demicheli 2018b; Jefferson 2014; Jefferson 2018; Thomas 2010). When the reproduction number (or R0) is below 1, each infection causes less than one new secondary infection and the disease will eventually die out. For some respiratory viruses there are no licensed interventions, and a combination of social and physical interventions may be the only option to reduce the spread of outbreaks, particularly those that may be capable of becoming epidemic or pandemic in nature (Luby 2005). Such interventions were emphasised in the

World Health Organization's latest Global Influenza Strategy 2019 to 2030, and have several possible advantages over other methods of suppressing ARI outbreaks since they may be instituted rapidly and may be independent of any specific type of infective agent, including novel viruses. In addition, the possible effectiveness of public health measures during the Spanish flu pandemic of 1918 to 1919 in US cities supports the impetus to investigate the existing evidence on the effectiveness of such interventions (Bootsma 2007), including quarantine (such as isolation, physical distancing) and the use of disinfectants. We also considered the major societal implications for any community adopting these measures (CDC 2005a; CDC 2005b; WHO 2006b; WHO 2020a; WHO 2020b).

How the intervention might work

Epidemics and pandemics are more likely during antigenic change (changes in the viral composition) in the virus or transmission from animals (domestic or wild) when there is no natural human immunity (Bonn 1997). High viral load, high levels of transmissibility, and symptomatic patients are considered to be the drivers of such epidemics and pandemics (Jefferson 2006b).

Physical interventions, such as the use of masks (Greenhalgh 2020; Howard 2020), physical distancing measures, school closures, and limitations of mass gatherings, might prevent the spread of the virus transmitted by infectious respiratory particles from infected to susceptible individuals. The use of hand hygiene, gloves, and protective gowns can also prevent the spread by limiting the transfer of viral particles onto and from fomites (inanimate objects such as flat surfaces, tabletops, utensils, porous surfaces, or nowadays cell phones, which can transmit the agent if contaminated) (Onakpoya 2022b). Such public health measures were widely adopted during the Spanish flu pandemic and have been the source of considerable debate (Bootsma 2007).

Why it is important to do this review

Although the benefits of physical interventions seem self-evident, given the global importance of interrupting respiratory virus transmission, having up-to-date estimates of their effectiveness is necessary to inform planning, decision-making, and policy. The continuance of outbreaks of COVID-19 and the reporting of several new trials assessing different barrier interventions in preventing the spread of SARS-COV-2 virus, have prompted this update (WHO 2022). Physical methods have several possible advantages over other methods of suppressing ARI outbreaks, including their rapid deployment and ability to be independent of the infective agent, including novel viruses.

The hallmark of the 2020 update was shifting from including all types of studies to a focus on randomised controlled trials (RCTs) only, which had substantially increased in number. This change enabled more robust evidence summaries from high-quality studies, which are much less prone to the risk of the multiple biases associated with observational studies, to help policy and decision makers in making national and global recommendations. The 2020 update identified 67 relevant studies, but none were carried out during the COVID-19 pandemic (Jefferson 2020). The three key messages of that update were: (1) hand hygiene programmes may help to slow the spread of respiratory viruses; (2) uncertainty whether wearing masks or N95/P2 respirators would help in slowing the spread of respiratory viruses; and (3) few studies were identified for other interventions. One study looked

at quarantine, and none looked at eye protection, gowns and gloves, or screening people when they entered a country. However, during the last search of the 2020 update, six ongoing, unpublished studies were identified; three of them evaluate masks in COVID-19. The review authors are aware that several trials have now been published since the publication of the 2020 update, warranting this new update.

This is the fifth update (Jefferson 2009; Jefferson 2010; Jefferson 2011; Jefferson 2020) of a Cochrane Review first published in 2007 (Jefferson 2007).

OBJECTIVES

To assess the effectiveness of physical interventions to interrupt or reduce the spread of acute respiratory viruses.

METHODS

Criteria for considering studies for this review

Types of studies

For this 2022 update we only considered individual-level randomised controlled trials (RCTs), or cluster-RCTs, or quasi-RCTs for inclusion.

In versions of this review prior to 2020 we also included observational studies (cohorts, case-controls, before-after, and time series studies). However, for this update there were sufficient randomised studies to address our study aims, so we excluded observational studies because randomisation is the optimal method to prevent systematic differences between participants in different intervention groups and, further, deciding who receives an intervention and who does not is influenced by many factors, including prognostic factors (Higgins 2011). This point is particularly relevant here because individuals who chose to implement physical interventions are likely to use multiple interventions, thus making it difficult to separate out the effect of single interventions. Further, they are likely to be different from individuals who do not implement physical interventions in ways that are difficult to measure.

Types of participants

People of all ages.

Types of interventions

We included RCTs and cluster-RCTs of trials investigating physical interventions or combinations of interventions to prevent respiratory virus transmission compared with doing nothing or with other interventions. The interventions of interest included: screening at entry ports, isolation, quarantine, physical distancing, personal protection (clothing, gloves, devices), hand hygiene, face masks, gargling, nasal washes, eye protective devices, face shields, disinfecting, and school closure.

Types of outcome measures

For the outcomes listed below we had no predetermined key time points of interest or adverse events of special interest, however, methods of assessment of cases of viral respiratory illness based on laboratory-confirmation needed to be based on an accurate test in combination with critical additional information. For example, a polymerase chain reaction (PCR) test in combination

with symptoms of disease, or a serological test at baseline as well as at the end of follow-up were acceptable methods. Further, we stratified analyses by study-specific definitions for cases of viral respiratory illness which included a broad definition of acute respiratory infection (ARI), a more specific definition of influenza-like-illness (ILI), and the most precise definition of a laboratory-confirmed respiratory infection that identified the actual viral pathogen. For the studies conducted during the COVID-19 pandemic, we assumed that COVID-like illness was interchangeable with ILI. In the case of laboratory-confirmed respiratory infection we separated out SARS-CoV-2/influenza and other viral pathogens. We did not pool these outcomes as it cannot be assumed that the effects of physical interventions will be the same for the different viral pathogens. The one exception was for the comparison of hand-hygiene versus control where the estimated effects for ARI, ILI and laboratory-confirmed infection were highly consistent.

Primary outcomes

1. Numbers of cases of viral respiratory illness (including acute respiratory infections (ARI), influenza-like illness (ILI), COVID-like illness and laboratory-confirmed influenza, SARS-CoV-2 or other viral pathogens).
2. Adverse events related to the intervention.

Secondary outcomes

1. Deaths.
2. Severity of viral respiratory illness as reported in the studies.
3. Absenteeism.
4. Hospital admissions.
5. Complications related to the illness, e.g. pneumonia.

Search methods for identification of studies

Electronic searches

For this 2022 update, we refined the original search strategy using a combination of previously included studies and automation tools (Clark 2020). We converted this search using the Polyglot Search Translator (Clark 2020), and ran the searches in the following databases:

1. the Cochrane Central Register of Controlled Trials (CENTRAL) (2022, Issue 09), which includes the Acute Respiratory Infections Group's Specialised Register (searched 04 October 2022) (Appendix 1);
2. PubMed (01 January 2020 to 04 October 2022) (Appendix 2);
3. Embase (01 January 2020 to 04 October 2022) (Appendix 3);
4. CINAHL (Cumulative Index to Nursing and Allied Health Literature) (01 January 2020 to 04 October) (Appendix 4);
5. US National Institutes of Health Ongoing Trials Register ClinicalTrials.gov (January 2010 to 04 October 2022); and
6. World Health Organization International Clinical Trials Registry Platform (January 2010 to 04 October 2022).

We combined the database searches with the Cochrane Highly Sensitive Search Strategy for identifying randomised trials in MEDLINE: sensitivity- and precision-maximising version (2008 revision) (Lefebvre 2011). Details of previous searches are available in Appendix 5.

Physical interventions to interrupt or reduce the spread of respiratory viruses (Review)

Searching other resources

We conducted a backwards-and-forwards citation analysis in Scopus on all newly included studies to identify other potentially relevant studies.

Data collection and analysis

Selection of studies

The search and citation analysis results were initially screened via the RobotSearch tool (Marshall 2018) to exclude all studies that were obviously not RCTs. We scanned the titles and abstracts of studies identified by the searches. We obtained the full-text articles of studies that either appeared to meet our eligibility criteria or for which there was insufficient information to exclude it. We then used a standardised form to assess the eligibility of each study based on the full article.

Data extraction and management

Five review authors (LA/GB/EF/EB/TOJ) independently applied the inclusion criteria to all identified and retrieved articles, and extracted data using a standard template that had been developed for and applied to previous versions of the review, but was revised to reflect our focus on RCTs and cluster-RCTs for this update. We resolved any disagreements through discussion with either PG or JMC acting as arbiter. We extracted and reported descriptions of interventions using the Template for Intervention Description and Replication (TIDieR) template (Table 1).

Assessment of risk of bias in included studies

Four review authors (EF/EB/GB/MJ) independently assessed risk of bias for the method of random sequence generation and allocation concealment (selection bias), blinding of participants and personnel (performance bias), blinding of outcome assessment (detection bias), outcome reporting (attrition bias), and selective reporting (reporting bias). In addition, for the cluster trials, we assessed selection bias due to how recruitment of participants was conducted. Participants should be identified before the cluster is randomised or, if not, recruitment should be by someone masked to the cluster allocation. Further, we considered whether there were sufficient numbers of clusters in each treatment group to ensure comparable groups, and excluded one study from the analysis due to insufficient number of clusters. We used the Cochrane risk of bias tool to assess risk of bias, classifying each risk of bias domain as 'low', 'high', or 'unclear'. The following were indications for low risk of bias:

1. method of random sequence generation: the method was well-described and is likely to produce balanced and truly random groups;
2. allocation concealment: the next treatment allocation was not known to participant/cluster or treating staff until after consent to join the study;
3. blinding of participants and personnel: the method is likely to maintain blinding throughout the study;
4. blinding of outcome assessors: all outcome assessors were unaware of treatment allocation;
5. outcome reporting: participant attrition throughout the study is reported, and reasons for loss are appropriately described; and
6. selective reporting: all likely planned and collected outcomes have been reported.

Measures of treatment effect

When possible, we performed meta-analysis and summarised effectiveness as risk ratio (RR) using 95% confidence intervals (CIs). For studies that could not be pooled, we used the effect measures reported by the trial authors (such as RR or incidence rate ratio (IRR) with 95% CI or, when these were not available, relevant P values). Where multiple analyses based on preferences for: (1) an adjusted analysis (over an unadjusted analysis), and (2) an analysis based on a longer follow-up period, or a greater number of outcomes events.

Unit of analysis issues

Many of the included studies were cluster-RCTs. To avoid any unit of analysis issues, we only included treatment effect estimates that were based on methods that were appropriate for the analysis of cluster trials, such as mixed models and generalised estimating equations. Given this restriction, we used the generalised inverse-variance method of meta-analysis. Some cluster-RCTs that did not report cluster-adjusted treatment effects provided sufficient data (number of events and participants by treatment group and intraclass correlations) for us to calculate appropriate treatment effect estimates and standard errors using the methods described in the *Cochrane Handbook for Systematic Reviews of Interventions* (Higgins 2021a). For studies with multiple treatment groups but only one control group, where appropriate, we adjusted standard errors upwards to avoid unit of analysis errors in the meta-analyses. We did this by splitting the control group into equal sized groups and adjusting standard errors upwards to account for the reduced sample size of the control subgroups (Higgins 2021b).

Dealing with missing data

Previously, whenever details of studies were unclear, or studies were only known to us by abstracts or communications at meetings, we corresponded with first or corresponding authors. For this 2022 review, we did not contact authors of studies.

Assessment of heterogeneity

Aggregation of data was dependent on types of comparisons, sensitivity and homogeneity of definitions of exposure, populations and outcomes used. We calculated the I^2 statistic and Chi^2 test for each pooled estimate to assess the presence of statistical heterogeneity (Higgins 2002; Higgins 2003).

Assessment of reporting biases

Given the widely disparate nature of our evidence base, we limited our assessment of possible reporting biases to funnel plot visual inspection if we had > 10 included studies for any single meta-analysis.

Data synthesis

If possible and appropriate, we combined studies in a meta-analysis. We used the generalised inverse-variance random-effects model where cluster-RCTs were included in the analysis. We chose the random-effects model because we expected clinical heterogeneity due to differences in pooled interventions and outcome definitions, and methodological heterogeneity due to pooling of RCTs and cluster-RCTs.

Subgroup analysis and investigation of heterogeneity

We conducted one post hoc subgroup analyses of adults (18 years +) versus children (0 to 18 years) for the comparison of hand hygiene versus control.

We did not conduct further investigation of heterogeneity due to insufficient numbers of studies included in the comparisons.

Sensitivity analysis

We conducted a sensitivity analysis for hand hygiene versus control where we included the most precise and unequivocal measure of viral respiratory illness reported for each included study.

Summary of findings and assessment of the certainty of the evidence

We created three summary of findings tables using the following outcomes: numbers of cases of viral respiratory illness (including ARIs, ILI, COVID-like illness and laboratory-confirmed influenza/SARS-CoV-2 or other respiratory viruses), and adverse events related to the intervention ([Summary of findings 1](#); [Summary of findings 2](#); [Summary of findings 3](#)). We planned to include the secondary outcomes of deaths; severity of viral respiratory illness as reported in the studies; absenteeism; hospital admissions; and complications related to the illness (e.g. pneumonia). However, these data were poorly reported in the included studies. We used the five GRADE considerations (study limitations, consistency of effect, imprecision, indirectness, and publication bias) to assess the certainty of evidence as it related to the studies which contributed

data to the meta-analyses for the prespecified outcomes ([Atkins 2004](#)). We used the methods and recommendations described in Section 8.5 and Chapter 12 of the *Cochrane Handbook for Systematic Reviews of Interventions* ([Higgins 2011](#)), employing GRADEpro GDT software ([GRADEpro GDT](#)). We justified all decisions to down- or upgrade the certainty of the evidence in footnotes, and made comments to aid the reader's understanding of the review where necessary.

RESULTS

Description of studies

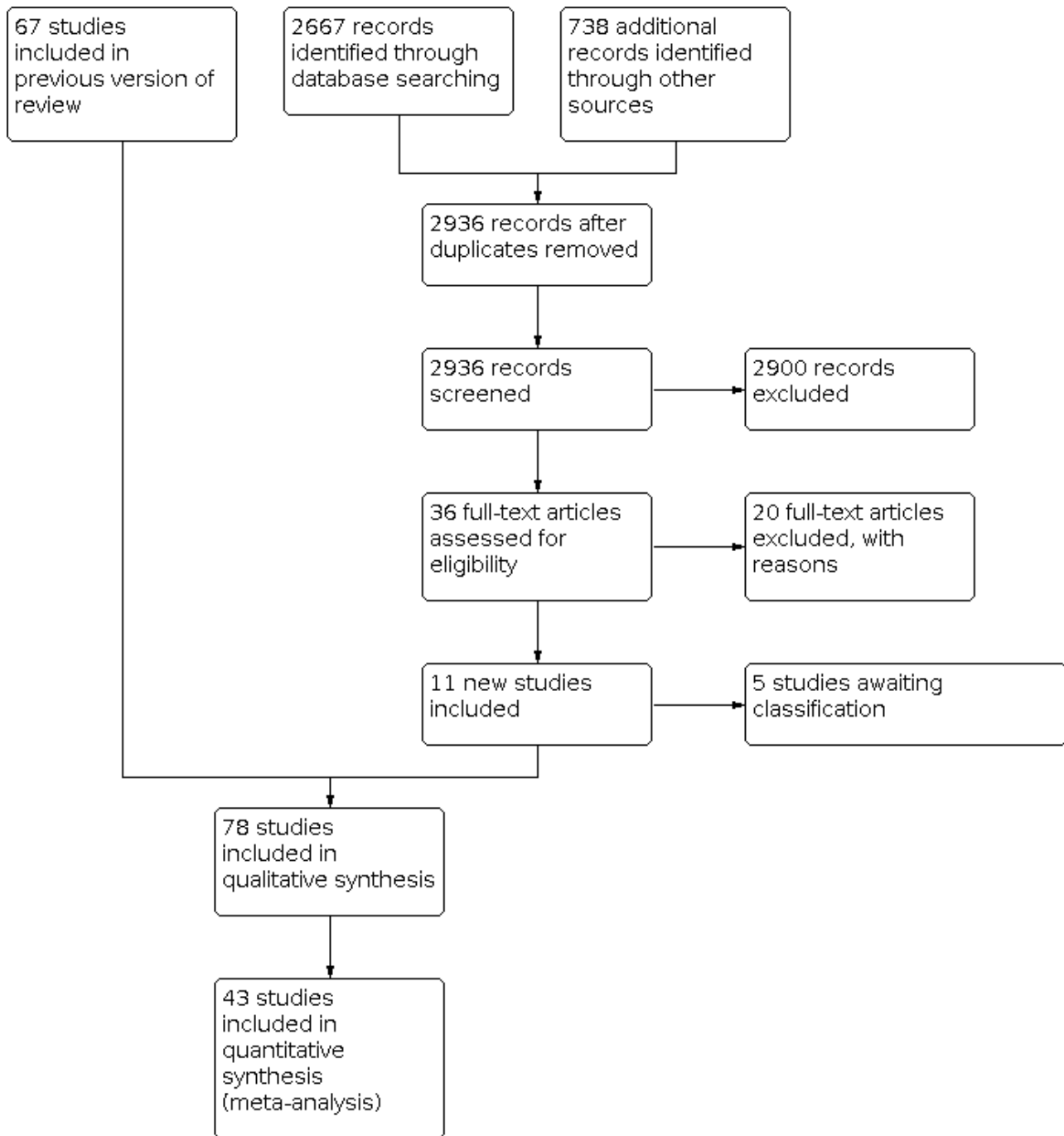
See [Characteristics of included studies](#) and [Characteristics of excluded studies](#) tables. Five trials were funded by government and pharmaceutical companies ([Aiello 2010](#); [Aiello 2012](#); [Chard 2019](#); [Yeung 2011](#); [Zomer 2015](#)), and nine trials were funded by pharmaceutical companies ([Arbogast 2016](#); [Carabin 1999](#); [Luby 2005](#); [Nicholson 2014](#); [Sandora 2005](#); [Sandora 2008](#); [Turner 2004a](#); [Turner 2004b](#); [Turner 2012](#)).

Results of the search

For this 2022 update we found 2667 records through database and trial registry searching, as well as 738 record through citation searching. After removing duplicates we had 2936 records that underwent title and abstract screening.

We identified a total of 202 titles in this 2022 update. We excluded 180 titles and retrieved the full papers of 35 studies, to include 11 new studies. See [Figure 1](#).

Figure 1. Study flow diagram.



Included studies

In this 2022 update we included 11 new studies (610,872 participants); randomised controlled trials (RCTs) (n = 5) or cluster-RCTs (n = 6) published between 2020 and 2022. In total 78 studies are included in this review update. For detailed descriptions of the interventions of the included studies, see [Table 1](#).

Eighteen trials focused on using masks ([Abaluck 2022](#); [Aiello 2010](#); [Aiello 2012](#); [Alfelali 2020](#); [Barasheed 2014](#); [Bundgaard 2021](#); [Canini 2010](#); [Cowling 2008](#); [Ide 2016](#); [Jacobs 2009](#); [Loeb 2009](#); [MacIntyre 2009](#); [MacIntyre 2011](#); [MacIntyre 2013](#); [MacIntyre 2015](#);

[MacIntyre 2016](#); [Radonovich 2019](#); [Suess 2012](#)). Thirteen of the 18 trials compared medical/surgical masks to no mask (control) ([Abaluck 2022](#); [Aiello 2010](#); [Aiello 2012](#); [Alfelali 2020](#); [Barasheed 2014](#); [Bundgaard 2021](#); [Canini 2010](#); [Cowling 2008](#); [Jacobs 2009](#); [MacIntyre 2009](#); [MacIntyre 2015](#); [MacIntyre 2016](#); [Suess 2012](#)). One study compared catechin-treated masks to no mask ([Ide 2016](#)), and one study included cloth masks versus control (third arm in [MacIntyre 2015](#)). Three of the 18 trials were in healthcare workers ([Ide 2016](#); [Jacobs 2009](#); [MacIntyre 2015](#)), whilst the remaining trials were in non-healthcare workers (students, households, families, or pilgrims). Only one trial was conducted during the H1N1 pandemic

season (Suess 2012), and two trials were conducted during the SARS-CoV-2 pandemic (Abaluck 2022; Bundgaard 2021).

Five of the 18 trials compared N95 masks or P2 masks to medical/surgical masks (Loeb 2009; MacIntyre 2009; MacIntyre 2011; MacIntyre 2013; Radonovich 2019). All of these trials, except for one study that was conducted on household individuals (MacIntyre 2009), included healthcare workers either in a hospital setting, Loeb 2009; MacIntyre 2011; MacIntyre 2013, or an outpatient setting (MacIntyre 2009; Radonovich 2019).

One trial evaluated the effectiveness of quarantining workers of one of two sibling companies in Japan whose family members had developed an influenza-like illness (ILI) during the 2009 to 2010 H1N1 influenza pandemic (Miyaki 2011). Another trial conducted during the SARS-CoV-2 pandemic in Norway investigated fitness centre access with physical distancing compared to no access (Helsing 2021); and one cluster trial compared daily testing for contacts of individuals with SARS-CoV-2 compared to self-isolation at home in English secondary schools (Young 2021).

Nineteen trials compared hand hygiene interventions with no hand hygiene (control) and provided data suitable for meta-analysis. The populations in these trials included adults, children, and families, in settings such as schools (Biswas 2019; Stebbins 2011), childcare centres (Azor-Martinez 2018; Correa 2012; Roberts 2000; Zomer 2015), homes/households (Cowling 2008; Cowling 2009; Larson 2010; Little 2015; Nicholson 2014; Ram 2015; Sandora 2005; Simmerman 2011), offices (Hubner 2010), military trainees (Millar 2016), villages (Ashraf 2020; Swarthout 2020), and nursing homes (Teasing 2021). None of the trials were conducted during a pandemic, although some of the studies were conducted during peak influenza seasons.

A further 10 trials that compared a variety of hand hygiene modalities to control provided insufficient information to include in meta-analyses. Three trials were in children: one was conducted in daycare centres in Denmark examining a multimodal hygiene programme (Ladegaard 1999), and two trials compared a hand hygiene campaign or workshop in an elementary school environment in Saudi Arabia, Alzahr 2018, and Egypt, Talaat 2011. Three trials tested virucidal hand treatment in an experimental setting, Gwaltney 1980; Turner 2004a, and in a community, Turner 2012, in the USA. Feldman 2016 compared hand-washing with chlorhexidine gluconate amongst Israeli sailors. One trial compared hand sanitiser packaged in a multimodal hygiene programme amongst office employees in the USA (Arbogast 2016). Two trials were conducted in a long-term facility setting: one trial examined the effect of a bundled hand hygiene programme on infectious risk in nursing home residents in France (Temime 2018), and the other trial compared the effect of using hand sanitisers in healthcare workers on the rate of infections (including respiratory infections) in nursing home residents in Hong Kong (Yeung 2011).

Five trials compared different hand hygiene interventions in a variety of settings such as schools (Morton 2004, in kindergartens and elementary schools in the USA; Priest 2014, in primary schools in New Zealand; and Pandejpong 2012 in kindergartens in Thailand). One study was conducted in low-income neighbourhoods in Karachi, Pakistan (Luby 2005), and one was conducted in a workplace environment in Finland (Savolainen-Kopra 2012). A variety of interventions were used across these trials such as soap and water (Luby 2005; Savolainen-Kopra 2012), hand

sanitiser (Morton 2004; Pandejpong 2012; Priest 2014; Savolainen-Kopra 2012), body wash (Luby 2005), and alcohol-based hand wipes (Morton 2004), with or without additional hygiene education. There was considerable variation in interventions, and the information in the trial reports was insufficient to permit meta-analysis.

Seven trials compared a combined intervention of hand hygiene and face masks with control. Four of these trials were carried out in households in Germany (Suess 2012), Thailand (Simmerman 2011), Hispanic immigrant communities in the USA (Larson 2010), and households in Hong Kong (Cowling 2009). Two trials were conducted amongst university student residences (Aiello 2010; Aiello 2012), and two trials in groups of pilgrims at the annual Hajj (Aelami 2015; Alfelali 2020). Moreover, six trials evaluated the incremental benefit of combining surgical masks in addition to hand hygiene with soap (Simmerman 2011), hand sanitiser (Aiello 2010; Aiello 2012; Larson 2010; Suess 2012), or both (Cowling 2009), versus mask or hand hygiene alone on the outcomes of ILI and influenza. Aelami 2015 investigated a hygienic package (alcohol-based hand rub (gel or spray), surgical masks, soap, and paper handkerchiefs) with a control group.

Seven trials compared a multimodal combination of hand hygiene and disinfection of surfaces, toys, linen, or other components of the environment with a control (Ban 2015; Carabin 1999; Ibfelt 2015; Kotch 1994; McConeghy 2017; Sandora 2008; White 2001). Variation in scope and type of interventions and insufficient data in trial reports precluded meta-analysis. All studies except for one were in children (McConeghy 2017), which was in a nursing home population).

Three trials included in two papers investigated the role of virucidal tissues in interrupting transmission of naturally occurring respiratory infections in households (Farr 1988a; Farr 1988b; Longini 1988). Four cluster-RCTs implemented complex, multimodal sanitation, education, cooking, and hygiene interventions (Chard 2019; Hartinger 2016; Huda 2012; Najnin 2019). All four of these trials were conducted in low-income countries in settings with minimal to no access to basic sanitation.

Three trials assessed the effect of gargling on the incidence of upper respiratory tract infections (URTIs) or influenza: gargling with povidone-iodine (Satomura 2005), green tea (Ide 2014), and tap water (Goodall 2014). Two trials investigated the use of mouth/nasal washes on the incidence of SARS-CoV-2 infection in healthcare workers during the COVID-19 pandemic (Almanza-Reyes 2021; Gutiérrez-García 2022). One trial investigated the use of glasses against the transmission of SARS-CoV-2 (Fretheim 2022a).

Ongoing studies

We identified four ongoing studies during the course of the COVID-19 pandemic, of which one is completed, but unreported (NCT04471766). The trials evaluated masks concurrent with the COVID-19 pandemic. Three trials on other interventions are ongoing (Brass 2021; NCT03454009; NCT04267952).

Studies awaiting classification

We identified five studies awaiting classification (Contreras 2022; Croke 2022; Delaguerre 2022; Loeb 2022; Varela 2022).

A previous RCT (NCT04296643) reported as ongoing in the last version has now been recently published but was not able to be

included in the summary of findings pooled results (Loeb 2022). In a multicentre, randomised non-inferiority trial of 1009 healthcare workers (HCWs) across four countries randomised to medical mask versus fit-tested N95 respirators for direct care of COVID-19 patients or long-term care residents, laboratory-confirmed SARS-CoV-2 was found in 10.46% (52/497) versus 9.27% (47/507) in the medical/surgical mask group and fit-tested N95 respirator group (hazard ratio 1.14 (95% CI 0.77 to 1.69), respectively. There was a 1.19% absolute increase in risk of COVID-19 with medical masks versus N95 respirator 95% CI (-2.5% to 4.9%). There were 47 (10.8%) adverse events related to the intervention reported in the medical mask group and 59 (13.6%) in the N95 respirator group. The use of medical masks was found to be non-inferior to N95 respirators in the direct care of COVID-19 patients and the study crossed over into the more transmissible Omicron variant period of the COVID-19 pandemic.

Excluded studies

We excluded a total of 180 studies. We identified 20 new studies for exclusion at the data extraction stage of this 2022 update, all of which appeared to be eligible at screening. Five of the 20 studies were ineligible due to evaluating treatments for patients with disease (Cyril Vitug 2021; Ferrer 2021; Meister 2022; Sanchez Barrueco 2022; Sevinc Gul 2022), two were excluded because they did not assess clinical outcomes (Costa 2021; Seneviratne 2021), four were excluded due to not assessing viral outcomes (Gharebaghi 2020; Giuliano 2021; Karakaya 2021; Kawyannejad 2020), five were excluded as they were experiments that did not

measure any of our outcomes of interest (Ahmadian 2022; Dalakoti 2022; Egger 2022; Malaczek 2022; Montero-Vilchez 2022); three were excluded because they were not RCTs (Chen 2022; Lim 2022; Mo 2022), and one was excluded as it was a report of another study (Munoz-Basagoiti 2022).

Risk of bias in included studies

The overall risk of bias is presented graphically in Figure 2 and summarised by included study in Figure 3. Details on the judgements can be found in the descriptions of individual included studies (Characteristics of included studies table). Out of 78 included studies, only two were rated as low risk of bias for all domains. One of those studies compared two different types of masks (Radonovich 2019), and the other compared hand sanitiser to no treatment (Turner 2012). Notably, neither of these two studies was blinded, however, trial procedures were sufficiently robust that the risk of performance bias was low. Overall, approximately only 20% of the studies were rated as low risk of performance bias. This risk of bias domain was particularly problematic because most interventions studied could not be blinded from participants and/or investigators. The two risks of bias domains that were rated the least problematic were attrition bias and random sequence generation where around 50% of studies were rated as low risk of bias. Allocation concealment, blinded outcome assessment and selective reporting were rated as low risk of bias for around 40% of the included studies. Many of the included studies were cluster-RCTs where the randomisation process was not well reported leading to ratings of unclear risk of bias.

Figure 2. 'Risk of bias' graph: review authors' judgements about each risk of bias item presented as percentages across all included trials.

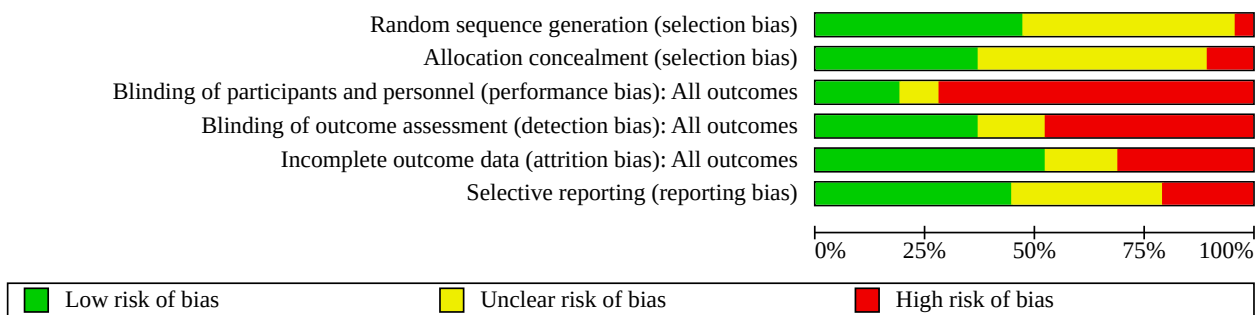


Figure 3. 'Risk of bias' summary: review authors' judgements about each risk of bias item for each included trial.

	Random sequence generation (selection bias)	Allocation concealment (selection bias)	Blinding of participants and personnel (performance bias): All outcomes	Blinding of outcome assessment (detection bias): All outcomes	Incomplete outcome data (attrition bias): All outcomes	Selective reporting (reporting bias)
Abaluck 2022	+	-	-	-	-	-
Aelami 2015	?	?	-	?	?	?
Aiello 2010	?	-	-	+	+	-
Aiello 2012	+	+	-	+	+	+
Alfelali 2020	+	-	-	+	+	?
Almanza-Reyes 2021	+	-	-	?	?	?
Alzaher 2018	?	+	-	-	+	?
Arbogast 2016	?	?	-	-	+	?
Ashraf 2020	+	+	-	+	+	+
Azor-Martinez 2016	+	+	-	-	-	?
Azor-Martinez 2018	+	+	-	-	+	?
Ban 2015	-	?	-	-	-	-
Barasheed 2014	?	?	+	?	+	+
Biswas 2019	+	+	-	-	-	?
Bundgaard 2021	+	?	-	-	+	+
Canini 2010	+	+	-	+	+	+
Carabin 1999	?	?	-	-	-	-

Figure 3. (Continued)

Carabin 1999	?	?	-	-	-	-
Chard 2019	?	+	-	-	+	+
Correa 2012	+	?	-	-	+	?
Cowling 2008	+	+	-	-	-	-
Cowling 2009	+	+	-	?	-	?
DiVita 2011	?	?	?	?	?	?
Farr 1988a	?	?	+	+	-	+
Farr 1988b	?	?	+	+	-	+
Feldman 2016	?	?	-	?	?	?
Fretheim 2022a	+	-	-	-	+	+
Goodall 2014	?	+	+	+	+	+
Gutiérrez-García 2022	?	-	-	+	+	+
Gwaltney 1980	?	?	+	?	?	?
Hartinger 2016	?	?	-	-	+	+
Helsingen 2021	+	-	-	-	-	+
Hubner 2010	?	?	-	-	+	?
Huda 2012	?	?	-	-	-	?
Ibfelt 2015	?	?	-	+	?	+
Ide 2014	+	+	-	-	+	?
Ide 2016	?	+	+	+	+	+
Jacobs 2009	?	?	-	-	+	-
Kotch 1994	?	?	-	-	-	-
Ladegaard 1999	?	?	-	-	-	-
Larson 2010	?	?	-	?	-	?
Little 2015	?	+	-	-	-	+
Loeb 2009	?	+	-	+	+	+
Longini 1988	?	+	+	+	?	-
Luby 2005	+	+	+	+	?	+
MacIntyre 2009	?	?	-	+	+	+
MacIntyre 2011	?	+	-	-	+	+
MacIntyre 2013	?	?	+	+	+	+
MacIntyre 2015	+	+	-	-	+	+
MacIntyre 2016	+	-	-	-	+	+
McConeghy 2017	?	?	-	-	?	-
Millar 2016	+	?	-	+	-	-
Miyaki 2011	?	?	+	+	+	?

Figure 3. (Continued)

Miyaki 2011	?	?	+	+	+	?
Morton 2004	?	?	?	?	?	?
Najnin 2019	+	?	-	-	-	-
Nicholson 2014	-	+	-	-	-	?
Pandejpong 2012	?	?	?	+	+	+
Priest 2014	+	+	+	+	?	+
Radonovich 2019	+	+	+	+	+	+
Ram 2015	+	+	-	-	+	+
Roberts 2000	+	?	-	+	?	+
Sandora 2005	+	+	-	-	+	?
Sandora 2008	+	?	-	+	+	?
Satomura 2005	+	+	-	+	+	?
Savolainen-Kopra 2012	?	+	-	-	-	+
Simmerman 2011	+	?	+	+	+	+
Stebbins 2011	+	+	-	+	-	?
Suess 2012	+	+	?	+	+	+
Swarthout 2020	+	?	-	-	+	-
Talaat 2011	+	?	?	?	-	?
Teasing 2021	+	?	-	-	?	?
Temime 2018	-	?	-	-	-	+
Turner 2004a	?	?	?	?	+	-
Turner 2004b	?	?	?	?	+	-
Turner 2012	+	+	+	+	+	+
White 2001	?	?	+	+	-	-
Yeung 2011	?	?	-	-	+	?
Young 2021	+	?	-	-	-	+
Zomer 2015	+	?	-	-	+	+

Allocation

For this 2022 review, 10 of the 11 newly included studies provided adequate information on randomisation and were judged to have low risk of bias (Abaluck 2022; Alfelali 2020; Almanza-Reyes 2021; Ashraf 2020; Bundgaard 2021; Fretheim 2022a; Helsingen 2021; Swarthout 2020; Teasing 2021; Young 2021). Six of these studies described the use of a computerised random number generator (Almanza-Reyes 2021; Bundgaard 2021; Helsingen 2021; Swarthout 2020; Teasing 2021; Young 2021). Almanza-Reyes 2021 described the use of computer-generated stratified block scheme, while Bundgaard 2021 reported the use of a computer algorithm stratified by the five regions of Denmark. In Fretheim 2022a, the investigators used a digital platform (Nettskjema)

for recruitment, randomisation and allocation. Three studies mentioned the use of a random number generator, with no additional specifics (Helsingen 2021; Swarthout 2020; Teasing 2021), while Young 2021 mentioned that randomisation was performed in blocks of two and stratified using nine strata to ensure a sample representative of schools and colleges in England. Abaluck 2022 reported pairwise cross randomisation, whilst Ashraf 2020 reported using a block random number generator. Alfelali 2020 described using coin-tossing by an individual who was not a member of the research team (i.e. a fellow pilgrim who was not a participant in the trial, a tour operator, or a medical volunteer). One study provided insufficient information to judge the sequence generation bias (Gutiérrez-García 2022).

The success of randomisation was judged as low risk of bias in one study only that used an off-site investigator to allocate groups (Ashraf 2020). Four new studies provided insufficient information to make a judgment on the adequacy of the process (Bundgaard 2021; Swarthout 2020; Teasing 2021; Young 2021). The remaining six newly included studies were judged as high risk of allocation bias (Abaluck 2022; Alfelali 2020; Almanza-Reyes 2021; Fretheim 2022a; Gutiérrez-García 2022; Helsingen 2021). In Abaluck 2022, there was a significant difference in the numbers of households included in each treatment group, suggestive of a lack of allocation concealment. Alfelali 2020 used coin tossing, which can lead to a large imbalance. In Almanza-Reyes 2021 baseline prognostic factors (vaccination and frequency of handwashing) were unbalanced between the two arms. In Fretheim 2022a, a higher number of participants used face masks in the intervention group. In Gutiérrez-García 2022 there was a significant age difference between the two groups. Helsingen 2021 described assigning the randomised sequence by a member of the research team, with no further description.

For the review published in 2020, information on sequence generation was overall poorly reported in most of the included studies. Nineteen of the included studies provided adequate information on the randomisation scheme and were judged as at low risk of bias (Aiello 2012; Azor-Martinez 2016; Azor-Martinez 2018; Biswas 2019; Canini 2010; Correa 2012; Ide 2014; MacIntyre 2015; MacIntyre 2016; Millar 2016; Najnin 2019; Radonovich 2019; Ram 2015; Simmerman 2011; Stebbins 2011; Suess 2012; Talaat 2011; Turner 2012; Zomer 2015). Nine studies described the use of computerised sequence generation program/software (Aiello 2012; Azor-Martinez 2018; Biswas 2019; Canini 2010; Millar 2016; Najnin 2019; Radonovich 2019; Talaat 2011; Turner 2012). One study used random number tables for sequence generation (Azor-Martinez 2016). Three studies described using the random function in Microsoft Excel (Microsoft Excel 2018) (Correa 2012; MacIntyre 2016; Suess 2012). Two studies used statistical software to generate a randomisation allocation (MacIntyre 2015; Priest 2014). Two studies reported using block randomisation: Ram 2015 used block randomisation, and an independent investigator-generated the list of random assignments, whilst Simmerman 2011 performed block randomisation. Stebbins 2011 used constrained randomisation, and Zomer 2015 reported using stratified randomisation by means of computer generation with a 1:1 ratio in each of the strata.

Fourteen studies reported insufficient information to permit a judgement on the adequacy of the process to minimise selection bias (Aelami 2015; Alzahr 2018; Arbogast 2016; Barasheed 2014; Chard 2019; DiVita 2011; Feldman 2016; Hubner 2010; Ibfelt 2015; McConeghy 2017; Miyaki 2011; Pandejpong 2012; Savolainen-Kopra 2012; Yeung 2011). Six studies provided some description about sequence generation, but it was still unclear (Hartinger 2016; Huda 2012; Ide 2016; Little 2015; MacIntyre 2011; MacIntyre 2013). Huda 2012 mentioned random number tables, but it was unclear if this was for random selection or randomisation. Ide 2016 used computer-generated randomisation, but the method was not stated. Hartinger 2016 used covariate-constrained randomisation, but the method was not described. In Little 2015, participants were automatically randomly assigned by the intervention software, but the sequence generation was not described. Two studies used a secure computerised randomisation program (MacIntyre 2011; MacIntyre 2013), but the sequence generation was not described.

Three of the studies included in the 2020 review, were poorly randomised (Ban 2015; Nicholson 2014; Temime 2018). Ban 2015 included only two clusters, and the randomisation scheme was not reported. Nicholson 2014 used coin tossing, which can lead to a large imbalance. Temime 2018 used “simple randomisation” with no further description.

For the RCTs included in previous versions of the review, three were poorly reported with no description of randomisation sequence or concealment of allocation (Gwaltney 1980; Turner 2004a; Turner 2004b). The quality of the cluster-RCTs varied, with four studies not providing a description of the randomisation procedure (Carabin 1999; Kotch 1994; Morton 2004; White 2001). We rated seven studies as at low risk of bias for sequence generation (Cowling 2008; Cowling 2009; Luby 2005; Roberts 2000; Sandora 2005; Sandora 2008; Satomura 2005), and a further six studies as at unclear risk of bias (Farr 1988a; Farr 1988b; Ladegaard 1999; Loeb 2009; Longini 1988; MacIntyre 2009).

Many of the newly included cluster-RCTs did not report adequately on allocation concealment. Twenty-one of these studies reported adequate allocation and were judged as at low risk of bias (Aiello 2012; Alzahr 2018; Azor-Martinez 2016; Azor-Martinez 2018; Biswas 2019; Canini 2010; Chard 2019; Goodall 2014; Ide 2014; Ide 2016; Little 2015; MacIntyre 2011; MacIntyre 2015; Nicholson 2014; Priest 2014; Radonovich 2019; Ram 2015; Savolainen-Kopra 2012; Stebbins 2011; Suess 2012; Turner 2012). Aiello 2012 randomised all residence houses in each of the residence halls prior to the intervention implementation. Alzahr 2018 allocated schools prior to all schoolgirls attending selected schools being invited to participate. Azor-Martinez 2016 allocated schools/classes prior to children's recruitment. Azor-Martinez 2018 assigned clusters prior to recruitment. Biswas 2019 completed the allocation prior to individuals being recruited. Chard 2019 allocated schools prior to individuals being recruited. Goodall 2014 used opaque, sealed, serially numbered envelopes that were only accessed when two study personnel were present. Ide 2014 also reported using individual drawing of sealed, opaque envelopes to randomly assign participants to the study groups. MacIntyre 2011 randomised hospitals prior to inclusion of participants. In MacIntyre 2015, hospital wards were randomised prior to recruitment of individuals. Nicholson 2014 used coin tossing to assign communities to intervention or control arms. Radonovich 2019 used constrained randomisation to resolve any potential imbalance between covariates between the trial arms. Four studies reported the use of central randomisation: Canini 2010 used central randomisation by employing an interactive voice response system; Ide 2016 used central randomisation services; Little 2015 participants were automatically randomly assigned by the intervention software; and Ram 2015 described a central allocation through data collectors notifying the field research officer, who consulted the block randomisation list to make the assignment of the household compound to intervention or control. Savolainen-Kopra 2012 randomised clusters by matching prior to the onset of the interventions. Four studies reported that allocation was assigned by personnel (investigator, physician, or statistician) unaware of the randomisation sequence (Priest 2014; Stebbins 2011; Suess 2012; Turner 2012). Twenty-two studies reported insufficient information to permit a judgement on the adequacy of the process to minimise selection bias (Aelami 2015; Arbogast 2016; Ban 2015; Barasheed 2014; Correa 2012; DiVita 2011; Feldman 2016; Hartinger 2016; Hubner 2010; Huda 2012; Ibfelt 2015; MacIntyre

2013; McConeghy 2017; Millar 2016; Miyaki 2011; Najnin 2019; Pandejpong 2012; Simmerman 2011; Talaat 2011; Temime 2018; Yeung 2011; Zomer 2015). Two studies provided some information about allocation, but it was not enough to permit a judgement on the risk of bias (Barasheed 2014; Simmerman 2011). Barasheed 2014 randomised pilgrim tents using an independent study coordinator who was not an investigator, but did not describe how this was done. Simmerman 2011 described using a study coordinator to assign households to the study arm (after consent was obtained). Only one of the newly added studies was judged as at high risk of bias, where the random assignment was allocated by doctors enrolling the participants (MacIntyre 2016). Of the previously included RCTs, 14 provided no or an insufficient description of concealment of allocation (Carabin 1999; Farr 1988a; Farr 1988b; Gwaltney 1980; Kotch 1994; Ladegaard 1999; Larson 2010; MacIntyre 2009; Morton 2004; Roberts 2000; Sandora 2008; Turner 2004a; Turner 2004b; White 2001). We assessed all of the remaining studies as at low risk of bias (Canini 2010; Cowling 2008; Cowling 2009; Loeb 2009; Longini 1988; LLuby 2005; Sandora 2005; Satomura 2005). Aiello 2010 used the drawing of a uniform ticket with the name of each hall out of a container and was rated as at high risk of bias.

Blinding

Although blinding is less of a concern in cluster-RCTs, the risk of bias is substantial when the outcomes are subjective and the outcome assessor is not blinded.

In this 2022 review, five RCTs (Almanza-Reyes 2021; Bundgaard 2021; Fretheim 2022a; Gutiérrez-García 2022; Helsingen 2021), and six cluster-RCTs were all judged to have a high risk of detection bias (Abaluck 2022; Alfelali 2020; Ashraf 2020; Swarthout 2020; Teeing 2021; Young 2021).

We judged two of the newly included studies to have a low risk of detection bias as the outcome is laboratory-confirmed (Alfelali 2020; Gutiérrez-García 2022). One study provided insufficient information to enable judgment (Almanza-Reyes 2021). The remaining eight of the 11 new studies have a high risk of detection bias (Abaluck 2022; Ashraf 2020; Bundgaard 2021; Fretheim 2022a; Helsingen 2021; Swarthout 2020; Teeing 2021; Young 2021). In Abaluck 2022, investigators dropped individuals for whom symptom data were missing. In addition, other outcomes were subjective and can be influenced by the unblinded mask promoters, and mask surveillance staff. Moreover, blood testing in the protocol specified baseline testing which was not done, and no further explanation was provided. In Ashraf 2020, although the data collection team was separate from the intervention team, they were not blinded, and the outcome was respiratory illness measured through caregiver-reported symptoms. In Bundgaard 2021, case detection was based on patient-reported symptoms on home tests. In Fretheim 2022a, the outcome was self-reported positive COVID-19 test result, notified to the Norwegian Surveillance System for Communicable Diseases (MSIS). However, the public policy requiring confirmatory PCR-test had changed during the study, which may have affected reporting. In Helsingen 2021, although the outcome was a positive test for COVID-19 based on SARS-CoV-2 ribonucleic acid, the samples were collected and sent by participants, and there was a difference in adherence in testing between the two groups. Swarthout 2020, Teeing 2021, and Young 2021 all had subjective outcomes and assessors were not blinded. As for the detection bias, six of the newly included studies were

considered to have a high risk of detection bias (Bundgaard 2021; Gutiérrez-García 2022; Helsingen 2021; Swarthout 2020; Teeing 2021; Young 2021). In Bundgaard 2021, case detection was based on patient-reported symptoms and results from home point-of-care (POCT) testing. The primary outcome of Gutiérrez-García 2022 was participants' self-reported symptoms. Case detection in Helsingen 2021 was based on a home-test kit. Swarthout 2020, Teeing 2021, and Young 2021 had subjective outcomes.

In the 2020 review, we judged 36 studies to have a high risk of bias (Aiello 2012; Abaluck 2022; Alfelali 2020; Almanza-Reyes 2021; Alzahr 2018; Arbogast 2016; Ashraf 2020; Azor-Martinez 2016; Azor-Martinez 2018; Ban 2015; Biswas 2019; Bundgaard 2021; Carabin 1999; Chard 2019; Correa 2012; Cowling 2008; Gutiérrez-García 2022; Helsingen 2021; Ide 2014; Kotch 1994; Ladegaard 1999; Little 2015; MacIntyre 2011; MacIntyre 2015; MacIntyre 2016; McConeghy 2017; Najnin 2019; Nicholson 2014; Ram 2015; Sandora 2008; Savolainen-Kopra 2012; Swarthout 2020; Teeing 2021; Temime 2018; Young 2021; Zomer 2015). We assessed five cluster-RCTs as at low risk of bias. Farr 1988a and Farr 1988b were double-blinded studies and were judged as at low risk of bias. MacIntyre 2013 and Simmerman 2011 reported laboratory-confirmed influenza, and blinding would not have affected the result. In Miyaki 2011 the self-reported respiratory symptoms were confirmed by a physician.

We judged four cluster-RCTs to have a low risk of detection bias because the outcome was laboratory-confirmed influenza (Alfelali 2020; Barasheed 2014; Suess 2012), or physician-confirmed ILI, Pandejpong 2012. Another two cluster-RCTs were judged to have a low risk of bias because outcome assessors were blinded (Abaluck 2022; Ashraf 2020). One RCT (Almanza-Reyes 2021) and two cluster-RCTs (Talaat 2011; Yeung 2011) provided insufficient data to judge the effect of non-blinding. Talaat 2011 included outcomes that were both self-reported ILI and laboratory-confirmed influenza. In Yeung 2011 the detection of cases was based on records for hospitalisation related to infection (including pneumonia). Eleven cluster-RCTs were not blinded, but we judged the primary outcome to be unaffected by non-blinding. Seven trials reported laboratory-confirmed influenza (Aiello 2012; Cowling 2009; Larson 2010; Loeb 2009; MacIntyre 2009; Millar 2016; Stebbins 2011). Four studies reported self-reported outcomes (Canini 2010; Priest 2014; Roberts 2000; Sandora 2008), but outcome assessors were not aware of the intervention assignment. Five RCTs were double-blinded and were judged as at low risk of bias (Goodall 2014; Ide 2016; Longini 1988; Luby 2005; White 2001), whilst two studies were single-blinded where investigators, Radonovich 2019, or laboratory personnel, Turner 2012, were blinded. Four RCTs were not blinded and were judged as at high risk of bias given the subjective nature of the outcome assessed (Hubner 2010; Ibfelt 2015; Jacobs 2009; Satomura 2005). Turner 2004a and Turner 2004b were double-blind studies, but insufficient information was provided to assess the risk of bias.

Incomplete outcome data

In this 2022 review, six of the 11 newly included studies had reasonable attrition and provided sufficient evidence about participant flow throughout the study and reasons of loss to follow-up, and hence were assessed as having a low risk of attrition bias (Alfelali 2020; Ashraf 2020; Bundgaard 2021; Fretheim 2022a; Gutiérrez-García 2022; Swarthout 2020). Two studies provided insufficient information to assess the attrition risk (Almanza-

Reyes 2021; Teesing 2021). The remaining three studies were judged at high risk of attrition bias. In Abaluck 2022, laboratory testing results were only available for 40% of the symptomatic participants. In Helsingen 2021, more people in the control group withdrew from the study and reasons for withdrawal were not provided. In the Young 2021 study there was high attrition at different rates between the two groups.

In the 2020 review, we assessed 26 newly included trials as having a low risk of attrition bias, with sufficient evidence from the participant flow chart, and explanation of loss to follow-up (which was minimal) similar between groups (Aiello 2012; Alzahrer 2018; Arbogast 2016; Azor-Martinez 2018; Barasheed 2014; Canini 2010; Chard 2019; Correa 2012; Goodall 2014; Hartinger 2016; Hubner 2010; Ide 2014; Ide 2016; MacIntyre 2011; MacIntyre 2013; MacIntyre 2015; MacIntyre 2016; Miyaki 2011; Pandejpong 2012; Radonovich 2019; Ram 2015; Simmerman 2011; Suess 2012; Turner 2012; Yeung 2011; Zomer 2015). Seven studies did not report sufficient information on incomplete data (attrition bias) (Aelami 2015; DiVita 2011; Feldman 2016; Hartinger 2016; Ibfelt 2015; McConeghy 2017; Priest 2014). Twelve studies had a high risk of attrition bias (Azor-Martinez 2016; Ban 2015; Biswas 2019; Huda 2012; Little 2015; Millar 2016; Najnin 2019; Nicholson 2014; Savolainen-Kopra 2012; Stebbins 2011; Talaat 2011; Temime 2018). In Azor-Martinez 2016, attrition levels were high and differed between the two groups. Ban 2015 did not report on reasons for loss to follow-up. Biswas 2019 did not provide information on missing participants (28 children in the control schools and two children in the intervention schools). Huda 2012 did not provide a flow diagram of study participants. Little 2015 had high attrition that differed between the two groups. Attrition in Millar 2016 differed amongst the three groups. In addition, ARI cases were captured utilising clinic-based medical records for those participants who sought hospital care only. In Najnin 2019, there was high migration movement during the study, which could have distorted the baseline characteristics even more. There was no description of how such migration and changes in the intervention group were dealt with. In Nicholson 2014, households were removed from the study if they provided no data for five consecutive weeks. Although attrition was reported in Savolainen-Kopra 2012, and 76% of volunteers who were recruited at the beginning of the reporting period completed the study, new recruits were added during the study to replace volunteers lost in most clusters. The total number of reporting participants at the end of the trial was 626 (91.7%) compared to the beginning, meaning that 15.7% of participants were replaced during the study. In Stebbins 2011, reasons for episodes of absence in 66% of the study participants were not reported. Talaat 2011 did not provide a flow chart of clusters flow during the study period and provided no information on withdrawal. Temime 2018 was greatly biased due to underreporting of outcomes in the control groups. Furthermore, no study flow chart was provided, and there was no reporting on any exclusions.

Selective reporting

For this 2022 review update, six of the 11 newly included studies reported all specified outcomes and were judged to have a low risk of selective reporting (Ashraf 2020; Bundgaard 2021; Fretheim 2022a; Gutiérrez-García 2022; Helsingen 2021; Young 2021). Three studies had no published protocol and were considered to have an unclear risk of selective reporting (Alfelali 2020; Almanza-Reyes 2021; Teesing 2021). The remaining two new included studies are considered to have a high risk of bias

in this domain. Abaluck 2022 did not report on prespecified seroconversion, while in Swarthout 2020, none of the outcomes reported were prespecified in the trial registry.

In the 2020 review, 22 included studies reported all specified outcomes and were judged as at low risk of reporting bias (Aiello 2012; Barasheed 2014; Canini 2010; Chard 2019; Goodall 2014; Hartinger 2016; Ibfelt 2015; Ide 2016; Little 2015; MacIntyre 2011; MacIntyre 2013; MacIntyre 2015; MacIntyre 2016; Pandejpong 2012; Priest 2014; Radonovich 2019; Savolainen-Kopra 2012; Simmerman 2011; Suess 2012; Temime 2018; Turner 2012; Zomer 2015). For 18 studies, it is unlikely that other outcomes were measured and not reported, although no protocol was available to assess reporting bias (Aelami 2015; Alzahrer 2018; Arbogast 2016; Azor-Martinez 2016; Azor-Martinez 2018; Ban 2015; Biswas 2019; Correa 2012; DiVita 2011; Feldman 2016; Hubner 2010; Huda 2012; Ide 2014; Miyaki 2011; Nicholson 2014; Stebbins 2011; Talaat 2011; Yeung 2011). Three studies were at high risk of reporting bias (McConeghy 2017; Millar 2016; Najnin 2019). In McConeghy 2017, URTI was mentioned in the methods (the intervention presumably would have targeted these), but only lower respiratory tract infection (LRTI) and overall infection were reported. Millar 2016 was originally conducted for another purpose; we could not find the respiratory outcomes reported in the study as part of the original study protocol. In Najnin 2019, the published study protocol did not include respiratory illness as an outcome.

Other potential sources of bias

An additional consideration for cluster-RCTs is identification/recruitment bias, where individuals are recruited in the trial after clusters are randomised. Such bias can introduce an imbalance amongst groups.

In this 2022 review, of the six cluster-RCTs included, we judged four to have a low risk of identification/recruitment bias (Abaluck 2022; Ashraf 2020; Swarthout 2020; Teesing 2021). In Abaluck 2022, all of people in the village were assigned to one study arm (control, cloth mask or surgical mask villages). In Ashraf 2020, participants were unaware of their intervention group assignment until after the baseline survey and randomisation. In Swarthout 2020, village clusters comprised of 12 enrolled households, while in Teesing 2021 randomisation was done per nursing home. Alfelali 2020 recruited individuals after cluster-randomisation and is judged to have a high risk of recruitment bias, while in Young 2021, participation of students and staff contacts were made after random assignment of the school through written consent or electronic completion of a consent form.

Of the cluster-RCTs included in our 2020 review, we judged 13 to have a low risk of identification/recruitment bias (Arbogast 2016; Biswas 2019; Canini 2010; Cowling 2008; Longini 1988; Luby 2005; MacIntyre 2015; MacIntyre 2016; Roberts 2000; Sandora 2005; Suess 2012; Temime 2018; White 2001). In Arbogast 2016, all identified individuals (office workers) were included in the assigned cluster. Schools were identified and then randomised to the clusters; students were then randomly selected from each classroom and school. Nine studies described the identification of participants, consenting/enrolling, and then randomising to the clusters (Canini 2010; Cowling 2008; Longini 1988; Luby 2005; MacIntyre 2015; MacIntyre 2016; Roberts 2000; Sandora 2005; White 2001). Suess 2012 identified and consented patients, then recruitment was performed by physicians unaware of cluster assignment. In Temime

2018, directors of the included nursing homes agreed to participate in the study before randomisation, and written consent was not required from the residents.

Amongst the newly included studies, we judged four cluster-RCTs as at low risk of identification/recruitment bias (Abaluck 2022; Swarthout 2020; Teasing 2021; Young 2021). In Abaluck 2022, the village was the unit of randomisation and all households received one arm of the study (control, surgical mask or cloth mask). In Swarthout 2020, village clusters were each randomised by blocks (group of nine adjacent clusters) into eight groups. In Teasing 2021 nursing homes were computer randomised after baseline hand hygiene measurements to either the intervention arm or the control arm. In Young 2021, schools were randomly assigned (1:1) to either a policy of offering contacts daily testing over seven days to allow continued school attendance (intervention group) or to follow the usual policy of isolation of contacts for 10 days (control group). In two studies there were insufficient details to permit a judgement of the risk of bias (Alfelali 2020; Ashraf 2020).

In the 2020 review, we judged 11 cluster-RCTs as at high risk of identification/recruitment bias (Aiello 2010; Aiello 2012; Azor-Martinez 2018; Chard 2019; Correa 2012; Cowling 2009; Larson 2010; McConeghy 2017; Nicholson 2014; Priest 2014; Savolainen-Kopra 2012). In Aiello 2010 and Aiello 2012, recruitment continued for two weeks after the start of the study, which could have introduced bias. Six trials identified and recruited participants after cluster randomisation (Azor-Martinez 2018; Chard 2019; Cowling 2009; Larson 2010; McConeghy 2017; Nicholson 2014). Three trials recruited new participants after the start of the study to replace those lost to follow-up (Correa 2012; Priest 2014; Savolainen-Kopra 2012). We judged five cluster-RCTs to have probable identification/recruitment bias (Alzaher 2018; Barasheed 2014; MacIntyre 2011; Najnin 2019; Radonovich 2019), whereas in 19 studies there were insufficient details to permit a judgement of risk of bias (Carabin 1999; DiVita 2011; Feldman 2016; Hartinger 2016; Huda 2012; Ibfelt 2015; Kotch 1994; Ladegaard 1999; MacIntyre 2009; MacIntyre 2013; Millar 2016; Miyaki 2011; Pandejpong 2012; Radonovich 2019; Sandora 2008; Stebbins 2011; Talaat 2011; Yeung 2011; Zomer 2015).

Two of the newly included cluster-RCTs reported intracluster correlation coefficient (ICC) to adjust sample size, taking into consideration clustering effects, and described adjusting outcomes for clustering effect using different statistical methods, or provided justification for not performing adjusted analysis for clustering (Alfelali 2020; Swarthout 2020). For four studies there were insufficient details to permit a judgement of risk of bias (Abaluck 2022; Ashraf 2020; Teasing 2021; Young 2021) since they provided insufficient details on ICC and/or did not perform adjusted analysis or justified the absence of it.

Twenty-six cluster-RCTs identified in the 2020 review reported intracluster correlation coefficient (ICC) to adjust sample size, taking into consideration clustering effects, and described adjusting outcomes for clustering effect using different statistical methods, or provided justification for not performing adjusted analysis for clustering (Aiello 2010; Aiello 2012; Arbogast 2016; Canini 2010; Carabin 1999; Correa 2012; Cowling 2008; Cowling 2009; Hartinger 2016; Huda 2012; Little 2015; Luby 2005; MacIntyre 2009; MacIntyre 2011; MacIntyre 2013; MacIntyre 2015; MacIntyre 2016; McConeghy 2017; Priest 2014; Radonovich 2019; Ram 2015; Roberts 2000; Stebbins 2011; Suess 2012; Talaat 2011; Temime

2018). Five cluster-RCTs did not report the ICC but described adjusting outcomes for clustering effect using different statistical methods, or explained why adjusted analysis for clustering was not performed (Biswas 2019; Chard 2019; McConeghy 2017; Simmerman 2011; Zomer 2015). Thirteen cluster-RCTs provided insufficient details on ICC and/or did not perform adjusted analysis or justified the absence of it (Alzaher 2018; Azor-Martinez 2016; Azor-Martinez 2018; Barasheed 2014; Feldman 2016; Larson 2010; Millar 2016; Miyaki 2011; Najnin 2019; Nicholson 2014; Pandejpong 2012; Savolainen-Kopra 2012; Yeung 2011). Two cluster-RCTs reported the ICC but did not perform adjusted analysis or justified the absence of it (Sandora 2005; Sandora 2008).

Effects of interventions

See: [Summary of findings 1](#) Medical/surgical masks compared to no masks for preventing the spread of viral respiratory illness; [Summary of findings 2](#) N95 respirators compared to medical/surgical masks for preventing the spread of viral respiratory illness; [Summary of findings 3](#) Hand hygiene compared to control for preventing the spread of viral respiratory illness

Comparison 1: Medical/surgical masks compared to no masks

We included 12 trials (10 of which were cluster-RCTs) comparing medical/surgical masks versus no masks (Abaluck 2022; Alfelali 2020; Aiello 2012; Barasheed 2014; Bundgaard 2021; Canini 2010; Cowling 2008; Jacobs 2009; MacIntyre 2009; MacIntyre 2015; MacIntyre 2016; Suess 2012). Two trials were conducted with healthcare workers (HCWs) (Jacobs 2009; MacIntyre 2015), whilst the other 10 studies included people living in the community. In the acute care hospital setting, as opposed to the community setting, variable mask use occurred, according to usual practices in the settings where the studies were undertaken, varying from just under 16% most of the time to 23.6% wearing for > 70% of all working hours (Jacobs 2009; MacIntyre 2015). We therefore excluded the two studies in the acute care hospital setting from the meta-analysis, and report results from these studies narratively. Ten trials were conducted in non-pandemic settings, and two were conducted during the SARS-CoV-2 pandemic (Abaluck 2022; Bundgaard 2021).

Primary outcomes

1. Numbers of cases of viral respiratory illness

Influenza/COVID-like illness

Pooling of nine trials conducted in the community found an estimate of effect for the outcomes of influenza/COVID-like illness cases (risk ratio (RR) 0.95, 95% confidence interval (CI) 0.84 to 1.09; 9 trials; 276,917 participants; moderate-certainty evidence; [Analysis 1.1](#)) suggesting that wearing a medical/surgical mask will probably make little or no difference for this outcome. Two studies in healthcare workers provided inconclusive results with very wide confidence intervals: RR 0.88, 95% CI 0.02 to 32; and RR 0.26, 95% CI 0.03 to 2.51, respectively (Jacobs 2009; MacIntyre 2015).

Laboratory-confirmed influenza/SARS-CoV-2 cases

Similarly, the estimate of effect for laboratory-confirmed influenza/SARS-CoV-2 cases (RR 1.01, 95% CI 0.72 to 1.42; 6 trials, 13,919 participants; moderate-certainty evidence; [Analysis 1.1](#)) suggests that wearing a medical/surgical mask probably makes little or no difference compared to not wearing a mask for this outcome.

Laboratory-confirmed other respiratory viruses

One community study reported on laboratory-confirmed other respiratory viruses, showing RR 0.58, 95% CI 0.25 to 1.31; [Analysis 1.1](#), and another study in healthcare workers reported RR 0.79, 95% CI 0.42 to 1.52 ([MacIntyre 2015](#)).

Assessing both source control and personal protection

The design of most trials assessed whether masks protected the wearer. Six trials were cluster-RCTs, with all participants in the intervention clusters required to wear masks, thus assessing both source control and personal protection. In two trials the clusters were households with a member with new influenza; neither of these studies found any protective effect (RR 1.03 in 105 households ([Canini 2010](#)); RR 1.21 in 145 households ([MacIntyre 2009](#))). In two trials the clusters were college dormitories during the influenza season; neither study found any reduction (RR 1.10 in 37 dormitories ([Aiello 2012](#)); RR 0.90 in three dormitories ([Aiello 2010](#))).

Studies conducted during the SARS-CoV-2 pandemic

Two studies were conducted during the SARS-CoV-2 pandemic ([Abaluck 2022](#); [Bundgaard 2021](#)), with the former being a very large cluster-RCT of villages in Bangladesh and the latter a large RCT conducted in Denmark.

Exclusion of study due to insufficient number of clusters

We excluded [Aiello 2010](#) from the meta-analysis since we did not consider 'randomisation' of three clusters to three arms to be a proper randomised trial.

2. Adverse events related to the intervention

[Canini 2010](#) reported that 38 (75%) of participants in the intervention arm experienced discomfort with the mask use due to warmth (45%), respiratory difficulties (33%), and humidity (33%). Children reported feeling pain more frequently (3/12) than other participants wearing adult face masks (1/39; $P = 0.04$). In [MacIntyre 2015](#), adverse events associated with face mask use were reported in 40.4% (227/562) of HCWs in the medical-mask arm. General discomfort (35.1%; 397/1130) and breathing problems (18.3%; 207/1130) were the most frequently reported adverse events. [Suess 2012](#) reported that the majority of participants (107/172; 62%) did not report any problems with mask-wearing. More adults reported no problems (71%) compared to children (36/72; 50%; $P = 0.005$). The main issues when wearing a face mask for adults as well as for children were "heat/humidity" (18/34; 53% of children; 10/29; 35% of adults; $P = 0.1$), followed by "pain" and "shortness of breath". [Alfelali 2020](#) reported the most common side effects of wearing a mask in Hajj pilgrims were difficulty in breathing (26%) and discomfort (22%). Although no details were provided, [Bundgaard 2021](#) mentioned that 14% of participants had adverse reactions. [Cowling 2008](#) and [Abaluck 2022](#) mentioned that no adverse events were reported. The other trials did not report measuring adverse outcomes.

Secondary outcomes

1. Deaths

Not reported.

2. Severity of viral respiratory illness as reported in the studies

[Jacobs 2009](#) reported that participants in the mask group were significantly more likely to experience more days with headache and feeling bad. They found no significant differences between the two groups for symptom severity scores. None of the other trials reported this outcome.

3. Absenteeism

Not reported.

4. Hospital admissions

Not reported.

5. Complications related to the illness (e.g. pneumonia)

Not reported.

Comparison 2: N95/P2 respirators compared to medical/surgical masks

We included five trials comparing medical/surgical masks with N95/P2 respirators ([Loeb 2009](#); [MacIntyre 2009](#); [MacIntyre 2011](#); [MacIntyre 2013](#); [Radonovich 2019](#)). All of these trials except [MacIntyre 2009](#) included HCWs. [MacIntyre 2009](#) included carers and household members of children with a respiratory illness recruited from a paediatric outpatient department and a paediatric primary care practice in Sydney, Australia. None of the trials were conducted during the SARS-CoV-2 pandemic.

Primary outcomes

1. Numbers of cases of viral respiratory illness

Clinical respiratory illness

Pooling of three trials found an estimate of effect suggesting considerable uncertainty as to whether an N95/P2 respirator provides any benefit compared to medical/surgical masks for the outcome of clinical respiratory illness (RR 0.70, 95% CI 0.45 to 1.10; 7799 participants, very low-certainty evidence; [Analysis 2.1](#)) ([MacIntyre 2011](#); [MacIntyre 2013](#) (two arms); [Radonovich 2019](#)).

Influenza-like-illness

Based on five trials conducted in four healthcare settings and one household, the estimates of effect for the outcome of ILI (RR 0.82, 95% CI 0.66 to 1.03; 8407 participants, low-certainty evidence; [Analysis 2.1](#)) suggest that N95/P2 respirators may make little or no difference for this outcome ([Loeb 2009](#); [MacIntyre 2009](#); [MacIntyre 2011](#); [MacIntyre 2013](#); [Radonovich 2019](#)).

Laboratory-confirmed influenza

The estimate of the effect for the outcome of laboratory-confirmed influenza infection (RR 1.10, 95% CI 0.90 to 1.34; 8407 participants, moderate-certainty evidence; [Analysis 2.1](#)) suggests that the use of a N95/P2 respirator compared to a medical/surgical mask probably makes little or no difference for this more precise and objective outcome.

The outcomes clinical respiratory illness and ILI were reported separately. Considering how these outcomes were defined, it is highly likely that there was considerable overlap between the two, therefore these outcomes were not combined into a single clinical outcome ([Analysis 2.1](#)). The laboratory-confirmed viral respiratory infection outcome included influenza primarily but multiple other

common viral respiratory pathogens were also included in several studies. The laboratory-confirmed viral infection outcome was considered more precise and objective in comparison to the clinical outcomes, which were more subjective and considered to be less precise. The findings did not change when we restricted the evidence to HCWs ([Analysis 2.2](#)).

2. Adverse events related to the intervention

Harms were poorly reported, but generally discomfort wearing medical/surgical masks and N95/P32 respirators was mentioned in several studies. [Radonovich 2019](#) mentioned that participants wearing the N95 respirator reported skin irritation and worsening of acne. [MacIntyre 2011](#) reported that adverse events were more common with N95 respirators; in particular, discomfort was reported in 41.9% of N95 wearers versus 9.8% of medical-mask wearers ($P < 0.01$); headaches were more common with N95 (13.4% versus 3.9%; $P < 0.01$); difficulty breathing was reported more often in the N95 group (19.4% versus 12.5%; $P = 0.01$); and N95 caused more problems with pressure on the nose (52.2% versus 11.0%; $P < 0.01$). In [MacIntyre 2013](#), fewer participants using the N95 respirator reported problems (38% (195/512) versus 48% (274/571) of participants in the medical-mask arm; $P = 0.001$). [Loeb 2009](#) mentioned that no adverse events were reported.

The one trial conducted in the community mentioned that more than 50% of participants reported concerns with both types of masks, mainly that wearing them was uncomfortable, but there were no significant differences between the P2 (N95) and surgical-mask groups ([MacIntyre 2009](#)).

Secondary outcomes

1. Deaths

Not reported.

2. Severity of viral respiratory illness as reported in the studies

Not reported.

3. Absenteeism

[Loeb 2009](#) reported that 42 participants (19.8%) in the surgical-mask group reported an episode of work-related absenteeism compared with 39 (18.6%) of participants in the N95 respiratory group (absolute risk difference -1.24% , 95% CI -8.75% to 6.27% ; $P = 0.75$).

4. Hospital admissions

Not reported.

5. Complications related to the illness (e.g. pneumonia)

[Loeb 2009](#) reported that there were no episodes of LRTIs.

Comparison 3: Hand hygiene compared to control

Nineteen trials compared hand hygiene interventions with control and provided sufficient data to include in meta-analyses ([Ashraf](#)

[2020](#); [Azor-Martinez 2018](#); [Biswas 2019](#); [Correa 2012](#); [Cowling 2008](#); [Cowling 2009](#); [Hubner 2010](#); [Larson 2010](#); [Little 2015](#); [Millar 2016](#); [Nicholson 2014](#); [Ram 2015](#); [Roberts 2000](#); [Sandora 2005](#); [Simmerman 2011](#); [Stebbins 2011](#); [Swarthout 2020](#); [Teasing 2021](#); [Zomer 2015](#)). The populations of these studies included adults, children, and families, in settings such as schools, childcare centres, homes, and offices. None of the studies was conducted during a pandemic, although a few studies were conducted during peak influenza seasons. A further 16 trials comparing hand hygiene to a control had other outcomes or insufficient information to include in meta-analyses ([Alzahr 2018](#); [Arbogast 2016](#); [Azor-Martinez 2016](#); [DiVita 2011](#); [Feldman 2016](#); [Gwaltney 1980](#); [Ladegaard 1999](#); [Luby 2005](#); [Morton 2004](#); [Priest 2014](#); [Savolainen-Kopra 2012](#); [Talaat 2011](#); [Temime 2018](#); [Turner 2012](#); [White 2001](#); [Yeung 2011](#)). The results of these trials were consistent with the findings of our meta-analyses. The results for all outcomes from the 19 trials that were meta-analysed and the 16 trials that were not meta-analysed are shown in [Table 2](#).

Primary outcomes

1. Numbers of cases of viral respiratory illness

Acute respiratory infection (ARI)

Pooling of nine trials for the broad outcome of ARI showed a 14% relative reduction in the numbers of participants with ARI (RR 0.86, 95% CI 0.81 to 0.90; 52,105 participants, moderate-certainty evidence; [Analysis 3.1.1](#)) in the hand hygiene group ([Analysis 3.1](#)), suggesting a probable benefit ([Ashraf 2020](#); [Azor-Martinez 2018](#); [Correa 2012](#); [Larson 2010](#); [Little 2015](#); [Millar 2016](#); [Nicholson 2014](#); [Sandora 2005](#); [Swarthout 2020](#)).

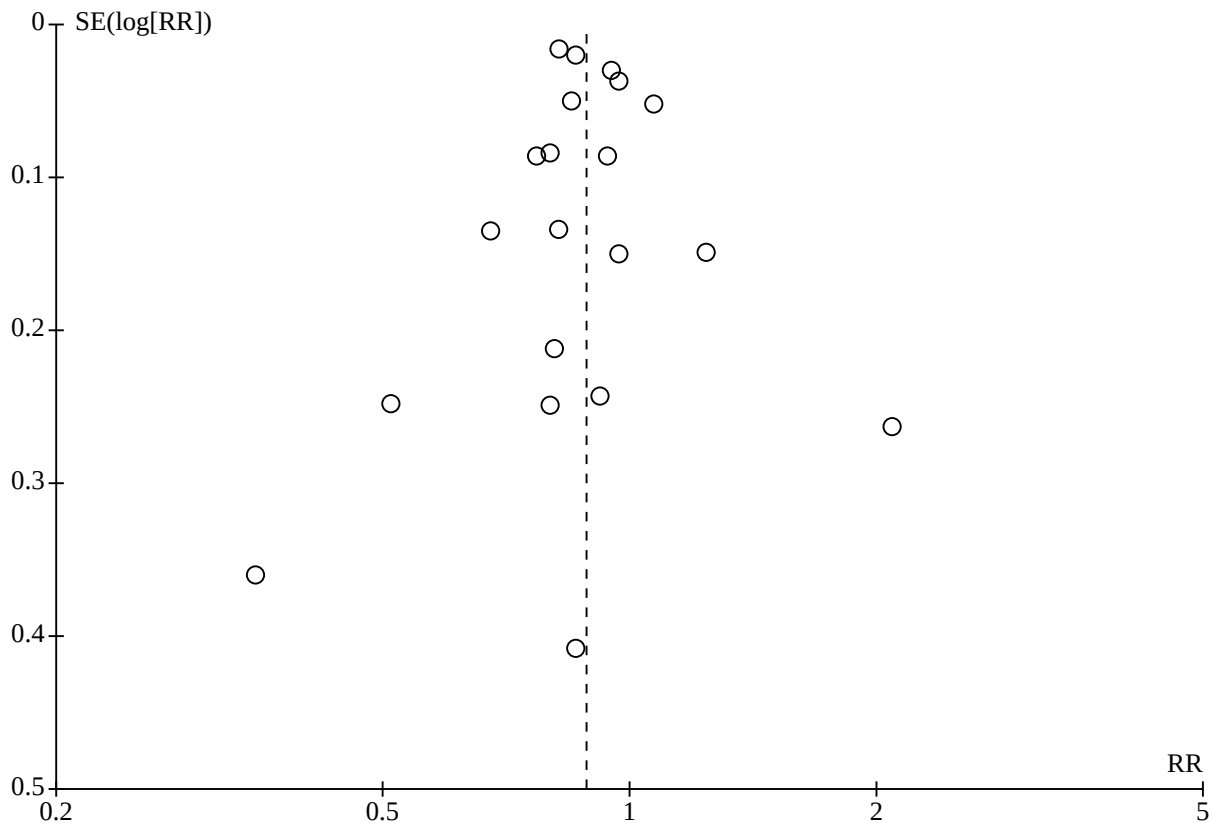
Influenza-like-illness (ILI) and laboratory-confirmed influenza

When considering the more strictly defined outcomes of ILI ([Biswas 2019](#); [Cowling 2008](#); [Cowling 2009](#); [Hubner 2010](#); [Larson 2010](#); [Little 2015](#); [Ram 2015](#); [Roberts 2000](#); [Simmerman 2011](#); [Teasing 2021](#); [Zomer 2015](#)), and laboratory-confirmed influenza ([Biswas 2019](#); [Cowling 2008](#); [Cowling 2009](#); [Hubner 2010](#); [Larson 2010](#); [Ram 2015](#); [Simmerman 2011](#); [Stebbins 2011](#)) the estimates of the effect were heterogeneous, suggesting that hand hygiene may make little or no difference (RR 0.94, 95% CI 0.81 to 1.09 for ILI; 34,503 participants, low-certainty evidence; [Analysis 3.1.2](#)); (RR 0.91, 95% CI 0.63 to 1.30 for laboratory-confirmed influenza; 8332 participants; low-certainty evidence; [Analysis 3.1.3](#)).

Composite outcome 'ARI or ILI or influenza'

All 19 trials could be pooled for analysis of the composite outcome 'ARI or ILI or influenza', with each study only contributing once with the most comprehensive outcome (in terms of number of events) reported showing an 11% relative reduction in participants with a respiratory illness, suggesting that hand hygiene may offer a benefit (RR 0.89, 95% CI 0.83 to 0.94; low-certainty evidence; [Analysis 3.2](#)), but with high heterogeneity. A funnel plot of the 19 trial results did not appear to suggest any small study effects for this outcome ([Figure 4](#)).

Figure 4.



Sensitivity analysis

In a sensitivity analysis we used only the most precise and unequivocal (with laboratory confirmed considered the most precise and an undefined ARI considered the least precise) outcome reported in each of 12 studies identified by JMC, an infectious disease physician, and found an estimate of effect in favour of hand hygiene, but with wider CIs (RR 0.88, 95% CI 0.77 to 1.02; Analysis 3.3).

Subgroup analysis by age group

We considered that studies in children might have a different effect than studies in adults, so we conducted subgroup analysis by age group. We found no evidence of a difference in treatment effect by age group (P = 0.18; Analysis 3.4).

2. Adverse events related to the intervention

Correa 2012 reported that no adverse events were observed; in the study by Priest 2014, skin reaction was recorded for 10.4% of participants in the hand sanitiser group versus 10.3% in the control group (RR 1.01, 95% CI 0.78 to 1.30).

Secondary outcomes

1. Deaths

Not reported.

2. Severity of viral respiratory illness as reported in the studies

Not reported.

3. Absenteeism

Three trials measured absenteeism from school or work and demonstrated a 36% relative reduction in the numbers of participants with absence in the hand hygiene group (RR 0.64, 95% CI 0.58 to 0.71; Analysis 3.5) (Azor-Martinez 2016; Hubner 2010; Nicholson 2014).

4. Hospital admissions

Not reported.

5. Complications related to the illness (e.g. pneumonia)

Not reported.

Comparison 4: Hand hygiene + medical/surgical masks compared to control

Primary outcomes

1. Numbers of cases of viral respiratory illness (including ARIs, ILI, and laboratory-confirmed influenza)

Six trials (Aelami 2015; Aiello 2012; Cowling 2009; Larson 2010; Simmerman 2011; Suess 2012) were able to be pooled to compare the use of the combination of hand hygiene and medical/surgical masks with control. Four of these trials were in households, two in university student residences, and one at the annual Hajj pilgrimage. For the outcomes ILI and laboratory-confirmed influenza, pooling demonstrated an estimate of effect suggesting little or no difference between the hand hygiene and medical/surgical mask combination and control. The number of trials and

events was lower than for comparisons of hand hygiene alone, or medical/surgical masks alone, and the confidence interval was wide. For ILI, the RR for intervention compared to control was 1.03 (95% CI 0.77 to 1.37; 4504 participants; Analysis 4.1.1), and for influenza it was 0.97 (95% CI 0.69 to 1.36; 3121 participants; Analysis 4.1.2). Full results of these trials are shown in Table 3

2. Adverse events related to the intervention

Adverse events related to mask wearing in the study by [Suess 2012](#) are reported under Comparison 1 (medical/surgical masks). There was no mention of adverse events related to hand hygiene.

Secondary outcomes

1. Deaths

Not reported.

2. Severity of viral respiratory illness as reported in the studies

Not reported.

3. Absenteeism

Not reported.

4. Hospital admissions

Not reported.

5. Complications related to the illness, e.g. pneumonia

Not reported.

Comparison 5: Hand hygiene + medical/surgical masks compared to hand hygiene

Primary outcomes

1. Numbers of cases of viral respiratory illness (including ARIs, ILI and laboratory-confirmed influenza)

Three trials studied the addition of medical/surgical masks to hand hygiene ([Cowling 2009](#); [Larson 2010](#); [Simmerman 2011](#)). All three trials had three arms, and are also included in the comparison of hand hygiene plus medical/surgical mask versus control (Comparison 4). All three studies showed no difference between hand hygiene plus medical/surgical mask groups and hand hygiene alone, for all outcomes. The estimates of effect suggested little or no difference when adding masks to hand hygiene compared to hand hygiene alone: for the outcome ILI (RR 1.03, 95% CI 0.69 to 1.53; 3 trials) and the outcome laboratory-confirmed influenza (RR 0.99, 95% CI 0.69 to 1.44), the estimates of effect were not different and the CIs were relatively wide, suggesting little or no difference ([Analysis 5.1](#)). However, the CIs around the estimates were wide and do not rule out an important benefit.

2. Adverse events related to the intervention

Not reported.

Secondary outcomes

1. Deaths

Not reported.

2. Severity of viral respiratory illness as reported in the studies

Not reported.

3. Absenteeism

Not reported.

4. Hospital admissions

Not reported.

5. Complications related to the illness (e.g. pneumonia)

Not reported.

Comparison 6: Medical/surgical masks compared to other (non-N95) masks

One trial compared medical/surgical masks with cloth masks in hospital healthcare workers ([MacIntyre 2015](#)), and another trial compared catechin-treated masks versus control masks in healthcare workers and staff of hospitals, rehabilitation centres, and nursing homes in Japan ([Ide 2016](#)).

Primary outcomes

1. Numbers of cases of viral respiratory illness (including ARIs, ILI, and laboratory-confirmed influenza)

[MacIntyre 2015](#) found that the rate of ILI was higher in the cloth mask arm compared to the medical/surgical masks arm (RR 13.25, 95% CI 1.74 to 100.97).

[Ide 2016](#) did not find a benefit from the catechin-treated masks over untreated masks on influenza infection rates (adjusted odds ratio (OR) 2.35, 95% CI 0.40 to 13.72; $P = 0.34$).

2. Adverse events related to the intervention

In [MacIntyre 2015](#) adverse events associated with face mask use were reported in 40.4% (227/562) of HCWs in the medical/surgical mask arm and 42.6% (242/568) in the cloth mask arm ($P = 0.45$). The most frequently reported adverse events were general discomfort (35.1%; 397/1130) and breathing problems (18.3%; 207/1130). Laboratory tests showed the penetration of particles through the cloth masks to be very high (97%) compared with medical/surgical masks (44%). [Ide 2016](#) reported that there were no serious adverse events associated with the intervention.

Secondary outcomes

1. Deaths

Not reported.

2. Severity of viral respiratory illness as reported in the studies

Not reported.

3. Absenteeism

Not reported.

4. Hospital admissions

Not reported.

5. Complications related to the illness (e.g. pneumonia)

Not reported.

Physical interventions to interrupt or reduce the spread of respiratory viruses (Review)

Copyright © 2023 The Authors. Cochrane Database of Systematic Reviews published by John Wiley & Sons, Ltd. on behalf of The Cochrane Collaboration.

Comparison 7: Soap + water compared to sanitiser, and comparisons of different types of sanitiser

Two trials compared soap and water with sanitiser (Azor-Martinez 2018; Savolainen-Kopra 2012). Another trial compared different types of hand sanitiser in a virus challenge study (Turner 2004a; Turner 2004b), and one trial studied the frequency of use of hand sanitiser (Pandejpong 2012). The full results of these four trials are shown in Table 4.

Primary outcomes

1. Numbers of cases of viral respiratory illness (including ARIs, ILI, and laboratory-confirmed influenza)

In the trial by Azor-Martinez 2018, ARI incidence was significantly higher in the soap-and-water group compared with the hand sanitiser group (rate ratio 1.21, 95% CI 1.06 to 1.39). In contrast, there was no significant difference between interventions in Savolainen-Kopra 2012. In the rhinovirus challenge study (Turner 2004a; Turner 2004b), all hand sanitisers tested led to a significant lowering of infection rates, but no differences between sanitisers were observed. The study sample size was small.

2. Adverse events related to the intervention

Two trials stated that no adverse events were observed (Pandejpong 2012; Savolainen-Kopra 2012).

Secondary outcomes

1. Deaths

Not reported.

2. Severity of viral respiratory illness as reported in the studies

Not reported.

3. Absenteeism

The authors of Azor-Martinez 2018 also observed a significant benefit for hand sanitiser in reduction in days absent, whereas there was no difference between intervention groups in the Savolainen-Kopra 2012 trial. The study on frequency of use of sanitiser found that use of sanitiser every hour significantly reduced days absent compared with use every two hours or with use only before the lunch break (Pandejpong 2012).

4. Hospital admissions

Not reported.

5. Complications related to the illness (e.g. pneumonia)

Not reported.

Comparison 8: Surface/object disinfection (with or without hand hygiene) compared to control

Primary outcomes

1. Numbers of cases of viral respiratory illness (including ARIs, ILI, and laboratory-confirmed influenza)

Six trials contributed data to this comparison (Ban 2015; Carabin 1999; Ibfelt 2015; Kotch 1994; McConeghy 2017; Sandora 2008). Full results of these trials are shown in Table 5. Five of the six trials combined disinfection with other interventions such as hand hygiene education, provision of hand hygiene products, and audits. Ban 2015 utilised a combination of provision of hand

hygiene products, and cleaning and disinfection of surfaces, and demonstrated a significant reduction in ARI in the intervention group (OR 0.47, 95% CI 0.48 to 0.65). A similar result was seen in Carabin 1999, with a significant reduction in episodes of ARI. Two studies tested multi component interventions and observed no significant difference in ARI outcomes (Kotch 1994; McConeghy 2017).

One trial compared disinfection alone to usual care (Ibfelt 2015). This study demonstrated a significant reduction in some viruses detected on surfaces in the childcare centres (adenovirus, rhinovirus, respiratory syncytial virus (RSV), and metapneumovirus), but not in other viruses, including coronavirus.

2. Adverse events related to the intervention

Not reported.

Secondary outcomes

1. Deaths

Not reported.

2. Severity of viral respiratory illness as reported in the studies

Not reported.

3. Absenteeism

Only one study measured this outcome (Sandora 2008), observing no significant difference between groups for the outcome of absence due to respiratory illness (rate ratio for intervention to control 1.10, 95% CI 0.97 to 1.24).

4. Hospital admissions

Not reported.

5. Complications related to the illness (e.g. pneumonia)

Not reported.

Comparison 9: Complex interventions compared to control

Complex interventions are either multifaceted environmental programmes (such as those in low-income countries) or combined interventions including hygiene measures and gloves, gowns, and masks.

Four trials studied complex hygiene and sanitation interventions in low-income country settings (Chard 2019; Hartinger 2016; Huda 2012; Najnin 2019). Full results from these studies are given in Table 6.

Primary outcomes

1. Numbers of cases of viral respiratory illness (including ARIs, ILI, and laboratory-confirmed influenza)

All four trials of complex interventions observed no significant differences between groups in rates of viral respiratory illness.

2. Adverse events related to the intervention

Not reported.

Secondary outcomes

1. Deaths

Not reported.

Physical interventions to interrupt or reduce the spread of respiratory viruses (Review)

2. Severity of viral respiratory illness as reported in the studies

Not reported.

3. Absenteeism

Not reported.

4. Hospital admissions

Not reported.

5. Complications related to the illness (e.g. pneumonia)

Not reported.

Comparison 10: Physical distancing/quarantine

We found three RCTs that assessed physical distancing/quarantine interventions. A quasi-cluster-RCT assessed the effectiveness of quarantining workers of one of two sibling companies in Japan whose family members developed an ILI during the 2009 to 2010 H1N1 influenza pandemic (Miyaki 2011). Workers in the intervention group were asked to stay home on full pay until five days after the household member(s) showed resolution of symptoms or two days after alleviation of fever. A second RCT conducted during the SARS-CoV-2 pandemic investigated whether attending fitness centres with physical distancing was non-inferior compared to no access in terms of COVID-19 transmission (Helsingen 2021). The third study was a cluster-RCT conducted during the SARS-CoV-2 pandemic that compared voluntary daily lateral flow device testing for seven days with negative contacts remaining at school to self-isolation of school-based COVID-19 contacts for 10 days in a non-inferiority design (Young 2021).

Primary outcomes

1. Numbers of cases of viral respiratory illness (including laboratory-confirmed influenza and SARS-CoV-2)

Miyaki 2011 reported adherence with the intervention was 100%. In the intervention group 2.75% of workers contracted influenza, compared with 3.18% in the control group (Cox hazard ratio 0.799, 95% CI 0.66 to 0.97; $P = 0.02$), indicating that the rate of infection was reduced by 20% in the intervention group. However, the risk of a worker being infected was 2.17-fold higher in the intervention group where workers stayed at home with their infected family members. The authors concluded that quarantining workers who have infected household members could be a useful additional measure to control the spread of respiratory viruses in an epidemic setting.

Helsingen 2021 reported 3016 participants were tested for SARS-CoV-2 resulting in one positive case in the fitness centre access arm versus zero in the no access arm at 14 days (risk difference (RD) 0.053%, 95% CI - 0.050 to 0.156%; $P = 0.32$). In addition, 11 in the fitness centre access arm versus 27 in the no access arm tested positive for SARS-CoV-2 antibodies at one month (RD - 0.87%, 95% CI - 1.52% to - 0.23%; $P = 0.001$). The authors concluded that access to fitness centres with physical distancing and low population prevalence of SARS-CoV-2 infection did not increase risk of SARS-CoV-2 infection.

Results from Young 2021 suggested no difference between the two treatment arms for SARS-CoV-2 infection (RR 0.96, 95% CI 0.75 to 1.22) leading the study authors to conclude non-inferiority of daily

contact testing of school-based contacts (intervention) compared to self-isolation (control).

2. Adverse events related to the intervention

Not reported.

Secondary outcomes

1. Deaths

Not reported.

2. Severity of viral respiratory illness as reported in the studies

Not reported.

3. Absenteeism

Young 2021 reported COVID-19 related absences from school were similar in the two treatment groups (RR 0.80, 95% CI 0.54 to 1.19).

4. Hospital admissions

Helsingen 2021 reported no hospital admissions in either treatment arm.

5. Complications related to the illness (e.g. pneumonia)

Not reported.

Comparison 11: Eye protection compared to control

Primary outcomes

1. Numbers of cases of viral respiratory illness (including laboratory-confirmed influenza and SARS-CoV-2)

We only identified one trial of eye protection which was a preprint only (Fretheim 2022a). This was a pragmatic RCT conducted in Norway from 2 February to 24 April 2022, where 3717 participants were randomised to an intervention group asked to wear glasses (e.g. sunglasses) for two weeks when close to others in public spaces. COVID-19 cases in the national registry were 3.7% in the intervention group (68/1852) and 3.5% (65/1865) in the control group (RR 1.10, 95% CI 0.75 to 1.50). Positive COVID-19 tests based on self-reporting were 9.6% and 11.5% (RR 0.83, 95% CI 0.69 to 1.00). Given the high risk of bias and wide CIs, no policy conclusions can be drawn, but replication studies are clearly warranted. Almost a third of the participants reported respiratory infections. However, a lower proportion of those (215 participants) were in the intervention group compared to the control group (RR 0.90; 95% CI 0.82 to 0.99).

2. Adverse events related to the intervention

A total of 76 participants reported a negative experience from participating in the trial (53 in the intervention group and 23 in the control group). The most common complaint related to the combination of wearing glasses and face masks, and 21 participants in the intervention group cited fogging as an issue. Some participants reported feeling tired or uncomfortable wearing glasses, and a few participants complained of reduced vision when wearing sunglasses or reading glasses. In the control group some participants reported headaches from not being able to wear glasses, and one participant in the intervention group reported a fall due to reduced vision.

Secondary outcomes

1. Deaths

Not reported.

2. Severity of viral respiratory illness as reported in the studies

Not reported.

3. Absenteeism

Not reported.

4. Hospital admissions

Not reported.

5. Complications related to the illness, e.g. pneumonia

Not reported.

Comparison 12: Gargling/nose rinsing compared to control

Five trials investigated the effect of gargling/nose rinsing. [Satomura 2005](#) compared throat gargling with povidone-iodine versus tap water in healthy adults. [Ide 2014](#) compared gargling with green tea versus tap water in high school students, and [Goodall 2014](#) compared gargling with tap water with no gargling in university students. Two additional trials were conducted during the SARS-CoV-2 pandemic: [Almanza-Reyes 2021](#) compared silver mouth wash/nose rinse versus conventional mouthwashes and nose rinse in health workers; and [Gutiérrez-García 2022](#) compared neutral electrolysed water mouth and nose rinses versus no rinses in health workers.

Primary outcomes

1. Numbers of cases of viral respiratory illness (including ARIs, ILI, and laboratory-confirmed influenza and SARS-CoV-2)

[Satomura 2005](#) reported that gargling with tap water reduced the incidence of URTIs compared to the control group (usual care) (hazard ratio (HR) 0.60, 95% CI 0.39 to 0.95). Gargling with povidone-iodine did not reduce the incidence of URTIs compared to the control group (HR 0.88, 95% CI 0.58 to 1.34).

[Goodall 2014](#) found no difference in laboratory-confirmed URTIs between the gargling (tap water) and no-gargling groups (RR for gargling versus no gargling 0.82, 95% CI 0.53 to 1.26; $P = 0.36$).

In a meta-analysis of gargling versus control based on two trials the pooled estimate of effect suggested little or no difference for the outcome of clinical URTI due to gargling (RR 0.91, 95% CI 0.63 to 1.31; 830 participants; [Analysis 6.1](#)) ([Goodall 2014](#); [Satomura 2005](#)).

There was no difference in the incidence of laboratory-confirmed influenza between high school students gargling with green tea compared with those using tap water (adjusted OR 0.69, 95% CI 0.37 to 1.28; $P = 0.24$) ([Ide 2014](#)). There was also no difference in the incidence of clinically defined influenza (adjusted OR 0.75, 95% CI 0.50 to 1.13; $P = 0.17$). However, the authors reported that adherence to the interventions amongst students was low.

[Almanza-Reyes 2021](#) reported the incidence of SARS-CoV-2 infection was statistically significantly lower in the silver mouth wash/nose rinse group (two out of 114, 1.8%) compared to the conventional mouthwash group (33 out of 117, 28.2%), and [Gutiérrez-García 2022](#) reported the incidence of COVID-19-

positive cases in the nasal and oral rinses group was 1% compared to 13% in the control group (RR 0.09, 95% CI of 0.01 to 0.72). A meta-analysis of these two studies showed a 93% reduction in risk of SARS-CoV-2 (RR 0.07, 95% CI 0.02 to 0.23; 394 participants; [Analysis 6.2](#)).

2. Adverse events related to the intervention

[Satomura 2005](#) reported no adverse events during the 60-day intervention period. [Ide 2014](#) also did not observe any adverse events during the study. [Goodall 2014](#) did not report on adverse effects. There were no adverse reactions in the study by [Almanza-Reyes 2021](#) or side effects in the study by [Gutiérrez-García 2022](#).

Secondary outcomes

1. Deaths

Not reported.

2. Severity of viral respiratory illness as reported in the studies

[Satomura 2005](#) reported that the mean peak score in bronchial symptoms was lower in the water gargling group (0.97) than in the povidone-iodine gargling group (1.41) and the control group (1.40), $P = 0.055$. Other symptoms were not significantly different between groups. [Goodall 2014](#) reported that symptom severity was greater in the gargling group for clinical and laboratory-confirmed URTI, but this was not statistically significant (225.3 versus 191.8, and 210.5 versus 191.8, respectively). [Ide 2014](#) did not report symptom or illness severity.

3. Absenteeism

Not reported.

4. Hospital admissions

Not reported.

5. Complications related to the illness (e.g. pneumonia)

Not reported.

Comparison 13: Virucidal tissues compared to control

Two reports (three trials) conducted in the USA studied the effect of virucidal tissues ([Farr 1988a](#); [Farr 1988b](#); [Longini 1988](#)). Full results from these studies are given in [Table 7](#).

Primary outcomes

1. Numbers of cases of viral respiratory illness (including ARIs, ILI, and laboratory-confirmed influenza)

The three trials of virucidal tissues reported no differences in infection rates between tissues and placebo, and between tissues and no tissues ([Farr 1988a](#); [Farr 1988b](#); [Longini 1988](#)).

2. Adverse events related to the intervention

[Farr 1988b](#) reported cough in 4% of participants using virucidal tissues versus 57% in the placebo group, but 24% reported nasal burning in the virucidal tissue group versus 8% in the placebo group. [Longini 1988](#) did not report on adverse effects.

Secondary outcomes

1. Deaths

Not reported.

Physical interventions to interrupt or reduce the spread of respiratory viruses (Review)

2. Severity of viral respiratory illness as reported in the studies

Not reported.

3. Absenteeism

Not reported.

4. Hospital admissions

Not reported.

5. Complications related to the illness (e.g. pneumonia)

Not reported.

DISCUSSION

Summary of main results

See [Table 8](#).

1. Medical/surgical masks compared to no masks

The pooled estimates of effect from randomised controlled trials (RCTs) and cluster-RCTs for wearing medical/surgical masks compared to no masks in the community suggests probably little or no difference in interrupting the spread of influenza-like illness (ILI)/COVID-19 like illness (risk ratio (RR) 0.95, 95% confidence interval (CI) 0.84 to 1.09; moderate-certainty evidence), or laboratory-confirmed influenza/SARS-CoV-2 (RR 1.01, 95% CI 0.72 to 1.42; moderate-certainty evidence). Six trials were cluster-RCTs, with all participants in the intervention clusters required to wear masks, thus assessing both source control and personal protection. In two trials the clusters were households with a member with new influenza; neither trial found any protective effect (RR 1.03 in 105 households ([Canini 2010](#)); RR 1.21 in 145 households ([MacIntyre 2009](#)). In two trials the clusters were college dormitories during the influenza season; neither trial found any reduction (RR 1.10 in 37 dormitories ([Aiello 2012](#)); RR 0.90 in three dormitories ([Aiello 2010](#))). Two studies were conducted during the COVID-19 pandemic and their addition had minimal impact on the pooled estimate of effect previously reported from the earlier studies focused on influenza ([Abaluck 2022](#); [Bundgaard 2021](#)). We excluded [Aiello 2010](#) from meta-analysis since we did not consider 'randomisation' of three clusters to three arms was a proper randomised trial.

Less than half of the trials comparing masks with no masks addressed harms of mask wearing ([Canini 2010](#); [Cowling 2008](#); [MacIntyre 2015](#); [Suess 2012](#)). Warmth, respiratory difficulties, humidity, and general discomfort were the most frequently reported adverse events. Neither of the RCTs conducted during the COVID-19 pandemic directly assessed harms of mask wearing. More adults reported no harms compared to children.

In one trial cloth masks were associated with a significantly higher risk of both ILI and laboratory-confirmed respiratory virus infection in healthcare workers (HCWs) ([MacIntyre 2015](#)). In addition, filtration capacity of the two-ply cotton cloth masks was found to be only 3% and markedly less than with medical/surgical masks based on standardised particle testing. The authors suggested moisture retention, poor filtration, and penetration of the virus through the mask as plausible explanations for the increased risk of infection.

We did not find any randomised trials assessing the effectiveness of barrier interventions using a combination of masks, gloves, and gowns.

2. N95 respirators compared to medical/surgical masks

Comparisons between N95 respirators and medical/surgical masks, used as needed for exposure to at-risk patients, for the outcomes of clinical respiratory illness and the outcome of laboratory-confirmed influenza showed estimates of effect suggesting considerable uncertainty for any benefit of N95 respirators for the former outcome and probably little or no difference for the latter outcome. Five trials (four in healthcare settings and one in a household setting) compared N95/P2 respirators with medical/surgical masks. Pooling of three of these trials showed an estimate of effect suggesting considerable uncertainty as to whether there was any benefit comparing N95 respirators and medical/surgical face masks for the outcome of clinical respiratory illness (RR 0.70, 95% CI 0.45 to 1.10; very low-certainty evidence), and that N95 respirators may make little or no difference for the outcome of ILI (RR 0.82, 95% CI 0.66 to 1.03; low-certainty evidence), and probably little or no difference for the outcome of laboratory-confirmed influenza (RR 1.10, 95% CI 0.90 to 1.34; moderate-certainty evidence). The presence of imprecision (wide CIs) and heterogeneity, particularly for the more subjective and less precise outcomes of clinical respiratory illness and ILI compared to laboratory-confirmed influenza infection, makes it difficult to assess whether there may be a benefit of either medical/surgical masks or N95/P2 respirators. Restricting the pooling to HCWs made no difference to the overall findings. The two trials with the largest event rates were quite consistent in their findings of no significant differences between N95 and medical/surgical masks for the outcomes of laboratory-confirmed influenza and all laboratory-confirmed viral infections ([Loeb 2009](#); [Radonovich 2019](#)). Three of the trials contributing to this analysis were carried out by members of the same group ([MacIntyre 2009](#); [MacIntyre 2011](#); [MacIntyre 2013](#)).

In general, harms were poorly reported or not reported at all in trials comparing N95 respirators with surgical masks. General discomfort resulting in reduced wear adherence was the most frequently reported harm.

3. Hand hygiene compared to control

We found that the estimate of effect may offer a benefit for hand hygiene for the composite outcome 'acute respiratory infections (ARI) or ILI or influenza' (RR 0.89, 95% CI 0.83 to 0.94; low-certainty evidence), and probably offers a benefit for the outcomes ARI alone (RR 0.86, 95% CI 0.81 to 0.90; moderate-certainty evidence), and absenteeism (RR 0.64, 95% CI 0.58 to 0.71). An observed estimate of effect in favour of hand hygiene for laboratory-confirmed influenza, but with wider CIs may be a consequence of smaller sample sizes in conjunction with a more rigorous outcome measure.

4. Hand hygiene + medical/surgical masks compared to control

The estimate of effect of combined hand hygiene and medical/surgical mask interventions compared to control in six (mostly small) trials suggested that the intervention may make little or no difference for the outcomes ILI (RR 1.03, 95% CI 0.77 to 1.37), and laboratory-confirmed influenza (four trials) (RR 0.97, 95% CI 0.69 to 1.36).

5. Hand hygiene + medical/surgical masks compared to hand hygiene

We also found an estimate of effect suggesting that adding medical/surgical masks to hand hygiene compared to hand hygiene alone may make little or no difference for the outcomes ILI (RR 1.03, 95% CI 0.69 to 1.53; 3 trials) and laboratory-confirmed influenza (RR 0.99, 95% CI 0.69 to 1.44).

6. Medical/surgical masks compared to other (non-N95) masks

One trial found that medical/surgical masks were more effective than cloth masks at reducing the rate of ILI (RR 13.25, 95% CI 1.74 to 100.97) (MacIntyre 2015), but the extremely wide CIs make this finding difficult to interpret. One trial did not find a benefit from catechin-treated masks over untreated masks on influenza infection rates (adjusted odds ratio (OR) 2.35, 95% CI 0.40 to 13.72; $P = 0.34$) (Ide 2016).

Harms of wearing masks were reported in 40.4% of HCWs using medical/surgical masks, and in 42.6% of those wearing cloth masks ($P = 0.45$) (MacIntyre 2015). The penetration of particles was higher in cloth masks (97%) compared to medical/surgical masks (44%).

7. Soap + water compared to sanitiser, and comparisons of different types of sanitiser

There were too few trials comparing different types of hand hygiene interventions to be certain of any true differences between soap and water, alcohol-based hand sanitisers, or other types of interventions. Also, it is uncertain whether the incremental effect of adding virucidals or antiseptics to hand-washing actually decreased the respiratory disease burden outside the confines of the rather atypical studies. The extra benefit may have been, at least in part, accrued by confounding additional routines.

8. Surface/object disinfection (with or without hand hygiene) compared to control

We identified six trials on surface/object disinfection (with or without hand hygiene), and although they were heterogeneous (and therefore could not be pooled), three of them showed a clear benefit compared to controls (Ban 2015; Carabin 1999; Ibfelt 2015).

We found no RCTs of nose disinfection, or disinfection of living quarters, as described in observational studies reported in Jefferson 2011.

9. Complex interventions compared to control

Four trials studied complex hygiene and sanitation interventions, all in low-income country settings (Chard 2019; Hartinger 2016; Huda 2012; Najnin 2019). These trials could not be pooled due to the heterogeneity of the interventions and settings. All four trials found no significant differences between groups in the rates of viral respiratory illness.

10. Physical distancing/quarantine compared to control

We identified one trial that evaluated the effect of quarantine and found a reduction in influenza transmission to co-workers when those with infected household members stayed home from work (Miyaki 2011). However, staying home increased their risk of being infected two-fold. Two studies conducted during the COVID-19 pandemic on SARS-cov-2 transmission showed (1) non-inferiority of daily contact testing of school-based contacts (intervention)

compared to self-isolation (control) (Young 2021); and (2) access to fitness centres with physical distancing and low population prevalence of SARS-CoV-2 infection did not increase risk of SARS-cov-2 infection (Helsingen 2021).

11. Eye protection compared to control

We only identified one trial of eye protection which was a preprint only (Fretheim 2022a).

12. Gargling compared to control

Three trials addressed the use of gargling in preventing respiratory infections (Goodall 2014; Ide 2014; Satomura 2005). Although the trials used a variety of liquids and different outcomes, pooling the results of the two trials that compared gargling with tap water versus control did not show a favourable effect in reducing URTIs (RR 0.91, 95% CI 0.63 to 1.31) (Goodall 2014; Satomura 2005). Two trials of mouthwash/nose rinse were conducted during the SARS-cov-2 pandemic in HCWs: Almanza-Reyes 2021 compared silver mouth wash/nose rinse versus conventional mouthwashes and nose rinse; and Gutiérrez-García 2022 compared neutral electrolysed water mouth and nose rinses versus no rinses. Both studies reported large protective effects of the intervention on SARS-CoV-2 infection with reported outcomes of SARS-CoV-2 infection in 28.2% and 12.7% in the HCWs not using the interventions versus 1.8% and 1.2% in those using the intervention, despite the use of full personal protective equipment (PPE) and the high outcome rates raise questions about risk of bias, and no data were provided about baseline rates in other settings with full use of PPE.

13. Virucidal tissues compared to control

Two reports (three trials) identified in Jefferson 2011 studied the effect of virucidal tissues compared to placebo or no tissues (Farr 1988a; Farr 1988b; Longini 1988). These trials found no differences in infection rates and could not be pooled.

Overall completeness and applicability of evidence

Several features need consideration before making generalisations based on the included studies.

The settings of the included studies, which were conducted over five decades, were heterogeneous and ranged from suburban schools, Carabin 1999, to emergency departments, intensive care units, and paediatric wards, Loeb 2009, in high-income countries; slums in low-income countries (Luby 2005); and an upper Manhattan immigrant Latino neighbourhood (Larson 2010). Few attempts were made to obtain socio-economic diversity by (for example) involving more schools in the evaluations of the same programme. We identified only a few studies from low-income countries, where the vast majority of the burden of ARIs lies and where inexpensive interventions are so critical. Additionally, limited availability of over-the-counter medications and national universal comprehensive health insurance provided with consequent physician prescription of symptomatic treatment may further limit the generalisability of findings.

The included trials generally reported few events and were conducted mostly during non-epidemic periods with the exception of the trials carried out during the influenza H1N1 and SARS-CoV-2 pandemics. The large study by Radonovich 2019 is an exception as it crossed over two of the highest reporting years for influenza in

the USA between 2010 and 2017 (Elflein 2019). None of the trials were conducted during pandemics of SARS-CoV-1 or in outbreaks of Middle East respiratory syndrome (MERS).

Of the trials assessing the effect of masks, six were carried out in those at greater exposure (i.e. HCWs) (Jacobs 2009; Loeb 2009; MacIntyre 2011; MacIntyre 2013; MacIntyre 2015; Radonovich 2019). None of these studies included HCWs undertaking aerosol-generating procedures, for which the World Health Organization (WHO) currently recommends the N95 or equivalent mask. Three trials on hand hygiene interventions were carried out in nursing homes, and included HCWs (McConeghy 2017; Temime 2018; Yeung 2011). The scarcity of RCTs on HCWs limits the generalisability of such results.

The variable quality of the methods of some studies is striking. Incomplete or no reporting of randomisation (Turner 2004a), blinding (Farr 1988a; Farr 1988b), numerators and denominators (Carabin 1999; Kotch 1994), interventions, and cluster coefficients in the relevant trials (Carabin 1999), led to a considerable loss of information. Potential biases were often not discussed.

Inappropriate placebos caused design problems. In some studies the placebo probably carried sufficient effect to dilute the intervention effects (Longini 1988). Two valiant attempts with virucidal tissues probably failed because placebo handkerchiefs were impregnated with a dummy compound that stung the users' nostrils (Farr 1988a; Farr 1988b).

Some studies used impractical interventions. Volunteers subjected to the intervention hand cleaner (organic acids) were not allowed to use their hands between cleaning and virus challenge, so the effect of normal use of the hands on the intervention remains unknown (Turner 2004a; Turner 2004b). Two per cent aqueous iodine painted on the hands, although a successful antiviral intervention, causes unacceptable cosmetic staining, which is impractical for all but those at the highest risk of epidemic contagion (Gwaltney 1980).

Adherence with interventions, especially educational programmes, was a problem for many studies despite the importance of many such low-cost interventions. Adherence with mask wearing varied; it was generally around 60% to 80%, but was reported to be as low as 40% (see Table 1). Overall, the logistics of carrying out trials that involve sustained behaviour change are demanding, particularly in challenging settings such as immigrant neighbourhoods or students' halls of residence.

The identified trials provided sparse and unsystematic data on adverse effects of the intervention, and few of the RCTs measured or reported adherence with the intervention, which is especially important for the use of medical/surgical masks or N95 respirators. No studies investigated how the level of adherence may have influenced the effect size.

We identified one study assessing the effects of eye protection (Fretheim 2022a), and we identified three studies on physical distancing/quarantine (Helsingen 2021; Miyaki 2011; Young 2021). The dearth of evidence and predominant setting of seasonal viral circulation limits generalisability of our findings to other contexts and any future epidemics due to other respiratory viruses such as the COVID-19 pandemic although there have been increasing numbers of RCTs and cluster-RCTs in the latter setting which are adding to the evidence base.

The two recent small trials from Mexico assessing local mouth/nose rinses airways prophylactic as interventions treatments report large but uncertain reductions in transmission to healthcare workers which warrant further study and replication by other investigator (Almanza-Reyes 2021; Gutiérrez-García 2022).

Certainty of the evidence

We found the available evidence base identified through our search processes to be of variable quality. Reporting of sequence generation and allocation concealment were poor in 30% to 50% of studies across the categories of intervention comparisons. Given the nature of the intervention comparison, blinding of treatment allocation after randomisation was rarely achieved. Although blinding of outcome assessment is highly feasible and desirable, most outcomes were assessed by self-reports. Outcomes in some studies were poorly defined, with a lack of clarity as to the possible aetiological agents (bacterial versus viral). Some studies used laboratory-confirmed outcomes, both adding precision and avoiding indirectness by having an accurate outcome measure and lowering the risk of bias (see Table 9 for heterogeneity of trial outcome definitions). We found no evidence of selective reporting of outcomes within the included studies. We believe publication bias is unlikely, as the included studies demonstrated a range of effects, both positive and negative, over all study sizes. The variable quality of the studies hampers drawing any firm conclusions.

Potential biases in the review process

The non-drug (and often locally manufactured) nature of most of the interventions in this review, the lack of effective regulation in some settings, and the possible endless number of manufacturers make it difficult to gauge the existence of unpublished data. Non-drug interventions typically have no or very loose regulation.

In this 2022 update, we again focused on RCTs and cluster-RCTs, providing a higher level of evidence compared with the previous version of the review, which also meta-analysed observational studies when appropriate (Jefferson 2011). However, many of the trials were small and hence underpowered, and at high or unclear risk of bias due to poor reporting of methods and lack of blinding. The populations, outcomes, comparators, and interventions tested were heterogeneous.

Due to the urgency of this update in the context of the COVID-19 pandemic, we did not contact trial authors to request missing data. This means that we have not considered studies that included other non-respiratory infections, and did not provide stratified data by type of infection.

Agreements and disagreements with other studies or reviews

Several reviews of RCTs have found broadly similar results to this review for face masks. In a meta-analysis comparing surgical masks with N95 respirators, Smith 2016 pooled three trials and found an estimate of effect suggesting no difference for laboratory-confirmed respiratory infections (OR 0.89, 95% CI 0.64 to 1.24) or ILI (OR 0.51, 95% CI 0.19 to 1.41) (Loeb 2009; MacIntyre 2011; MacIntyre 2013). A similar meta-analysis, Offeddu 2017, based on two trials concluded that masks (either N95/P2 respirators or medical/surgical masks) were effective against clinical respiratory infections (RR 0.59, 95% CI 0.46 to 0.77) and ILI (RR 0.34, 95% CI 0.14

to 0.82) (MacIntyre 2011; MacIntyre 2015). Pooling of two studies (MacIntyre 2011; MacIntyre 2013) also found an estimate of effect that favoured N95 respirators to medical/surgical masks for clinical respiratory infections (RR 0.47, 95% CI 0.36 to 0.62), but not for ILI, (RR 0.59, 95% CI 0.27 to 1.28) based on three studies (Loeb 2009; MacIntyre 2011; MacIntyre 2013). The outcome of clinical respiratory infection is considered to be the most subjective and least precise outcome.

A recent meta-analysis included five trials comparing N95/P2 respirators with medical/surgical masks and found no difference between groups for either influenza (RR 1.09, 95% CI 0.92 to 1.28), or respiratory viral infections (RR 0.89, 95% CI 0.70 to 1.11) (Long 2020). By excluding Loeb 2009 (an open, non-inferiority RCT that compared medical/surgical masks with N95 respirators in protecting HCWs against influenza), the authors reported a significant protective effect against viral infections (RR 0.61, 95% CI 0.39 to 0.98). The authors do not report a rationale for the exclusion in the sensitivity analysis, and do not report on exclusion of the studies with low weighting, which arguably would be more relevant in a sensitivity analysis. The two trials that make up 96% of the weighting demonstrated no significant differences in the outcome events (Loeb 2009; Radonovich 2019). A recent meta-analysis of four RCTs adjusting for clustering, which compared N95 respirators with the use of medical/surgical masks, found pooled estimates of effect that did not demonstrate any difference in any laboratory-confirmed viral respiratory infection (OR 1.06, 95% CI 0.90 to 1.25), laboratory-confirmed influenza (OR 0.94, 95% CI 0.73 to 1.20), or clinical respiratory illness (OR 1.49, 95% CI 0.98 to 2.28), with the evidence profile suggesting that there was greater imprecision and inconsistency in the outcome of clinical respiratory illness (Bartoszek 2020). Moreover, in another recent systematic review that assessed the effectiveness of personal protective and environmental measures in non-healthcare settings (funded by the WHO), 10 RCTs reporting estimates of the effectiveness of face masks in reducing laboratory-confirmed influenza virus infections in the community were identified (Xiao 2020). The evidence from these RCTs suggested that the use of face masks either by infected persons or by uninfected persons does not have a substantial effect on influenza transmission.

The findings from several systematic reviews and meta-analyses over the last decade have not demonstrated any difference in the clinical effectiveness of N95 respirators or equivalent compared to the use of surgical masks when used by HCWs in multiple healthcare settings for the prevention of respiratory virus infections, including influenza.

Reviews based on observational studies have usually found a stronger protective effect for face masks, but have important biases. The review by Chu 2020 did not consider RCTs of influenza transmission, but only the observational studies examining impact on SARS, MERS, or SARS-CoV-2. For N95 masks versus no mask in HCWs, there was a large protective effect with an OR of 0.04 (95% CI 0.004 to 0.30); for surgical masks versus no masks, there was an OR of 0.33 (0.17 to 0.61) overall, but four of these studies were in healthcare settings. Chu 2020 has been criticised for several reasons: use of an outdated 'Risk of bias' tool; inaccuracy of distance measures; and not adequately addressing multiple sources of bias, including recall and classification bias and in particular confounding. Confounding is very likely, as preventive behaviours such as mask use, social distancing, and hand hygiene

are correlated behaviours, and hence any effect estimates are likely to be overly optimistic.

The two RCTs of medical/surgical masks during the SARS-CoV-2 pandemic found uncertain evidence of a small or no effect (Abaluck 2022; Bundgaard 2021). The study by Abaluck 2022 found a statistically significant benefit of masks versus no masks for COVID-like-illness, however, this study was rated at high risk of bias for five of the six domains due to issues including baseline imbalance, subjective outcome assessment and incomplete follow-up across the groups. Despite this study contributing 45% of the weight towards the meta-analysis of influenza/COVID-like-illness for masks versus no masks, the updated conclusions from the analysis strengthened around little or no effect of mask use.

Also based on observational studies, Jefferson 2011 found a protective effect of wearing surgical masks with hygienic measures compared to not wearing masks in the SARS 2003 outbreak (OR 0.32, 95% CI 0.26 to 0.39). However, the evidence was based on case-control studies carried out during the outbreak. There was some additional but very limited supportive evidence from the cohort studies in Jefferson 2011.

Although the use of eye protection and physical distancing measures are widely believed to be effective in reducing transmission of respiratory viruses and mitigating the impact of an influenza pandemic, we found only one trial investigating the role of self-quarantine in reducing the incidence of H1N1 influenza events in the workplace, and no trials examining the effect of eye protection. The evidence for these measures was derived largely from observational studies and simulation studies, and the overall certainty of supporting evidence is relatively low. The finding of limited evidence evaluating these interventions was also consistent with a recent review funded by the WHO for the preparation of its guidelines on the use of non-pharmaceutical interventions for pandemic influenza in non-medical settings (Fong 2020).

There are several previous systematic reviews on hand hygiene and respiratory infections. Five of them reviewed the evidence in a community setting (Moncion 2019; Rabie 2006; Saunders-Hastings 2017; Warren-Gash 2013; Wong 2014), and three focused on children (Mbakaya 2017; Willmott 2016; Zivich 2018). The earliest review in 2006 included eight studies, three of which were RCTs (Rabie 2006). The pooled estimate of seven studies was described as "indicative" of the effect of hand hygiene, but the studies were of poor quality. The Warren-Gash 2013 review included 16 studies (10 of which were RCTs) and reported mixed and inconclusive results. A 2014 review identified 10 RCTs and reported that the combination of hand hygiene with face masks in high-income countries (five trials) significantly reduced the incidence of laboratory-confirmed influenza and ILI, whilst hand hygiene alone did not (Wong 2014). This significant reduction in laboratory-confirmed influenza and ILI for hand hygiene and face masks may have been based on the raw numbers without adjusting for any clustering effects in the included cluster trials, which produced inappropriately narrow CIs, and possibly biased treatment effect estimates. Moreover, trials from the low-income countries were not included in the review, and this significant effect was not demonstrated when all the trials identified in the review were combined. The Saunders-Hastings 2017 review of studies evaluating the effectiveness of personal protective measures in interrupting pandemic influenza transmission only

identified two RCTs (Azor-Martinez 2014; Suess 2012), which reported a significant effect of hand hygiene. The Moncion 2019 review identified seven RCTs of hand hygiene compared to control, with mixed results for preventing the transmission of laboratory-confirmed or possible influenza. Systematic reviews of RCTs of hand hygiene interventions amongst children, Mbakaya 2017 and Willmott 2016, or at a non-clinical workplace, Zivich 2018, identified heterogeneous trials with quality problems including small numbers of clusters and participants, inadequate randomisation, and self-reported outcomes. Evidence of impact on respiratory infections was equivocal.

A rapid search for other systematic reviews of RCTs was conducted in September 2022, and none of high quality were found.

AUTHORS' CONCLUSIONS

Implications for practice

The evidence summarised in this review on the use of masks is largely based on studies conducted during traditional peak respiratory virus infection seasons up until 2016. Two relevant randomised trials conducted during the COVID-19 pandemic have been published, but their addition had minimal impact on the overall pooled estimate of effect. The observed lack of effect of mask wearing in interrupting the spread of influenza-like illness (ILI) or influenza/COVID-19 in our review has many potential reasons, including: poor study design; insufficiently powered studies arising from low viral circulation in some studies; lower adherence with mask wearing, especially amongst children; quality of the masks used; self-contamination of the mask by hands; lack of protection from eye exposure from respiratory droplets (allowing a route of entry of respiratory viruses into the nose via the lacrimal duct); saturation of masks with saliva from extended use (promoting virus survival in proteinaceous material); and possible risk compensation behaviour leading to an exaggerated sense of security (Ammann 2022; Brosseau 2020; Byambasuren 2021; Canini 2010; Cassell 2006; Coroiu 2021; MacIntyre 2015; Rengasamy 2010; Zamora 2006).

Our findings show that hand hygiene has a modest effect as a physical intervention to interrupt the spread of respiratory viruses, but several questions remain. First, the high heterogeneity between studies may suggest that there are differences in the effect of different interventions. The poor reporting limited our ability to extract the information needed to assess any 'dose response' relationship, and there are few head-to-head trials comparing hand hygiene materials (such as alcohol-based sanitiser or soap and water). Second, the sustainability of hand hygiene is unclear where participants in some studies achieved 5 to 10 hand-washings per day, but adherence may have diminished with time as motivation decreased, or due to adverse effects from frequent hand-washing. Third, there is little evidence about the effectiveness of combinations of hand hygiene with other interventions, and how those are best introduced and sustained. Finally, some interventions were intensively implemented within small organisations, and involved education or training as a component, and the ability to scale these up to broader interventions is unclear.

Our findings with respect to hand hygiene should be considered generally relevant to all viral respiratory infections, given the diverse populations where transmission of viral respiratory infections occurs. The participants were adults, children and

families, and multiple congregation settings including schools, childcare centres, homes, and offices. Most respiratory viruses, including the pandemic SARS-CoV-2, are considered to be predominantly spread via respiratory particles of varying size or contact routes, or both (WHO 2020c). Data from studies of SARS-CoV-2 contamination of the environment based on the presence of viral ribonucleic acid and infectious virus suggest significant fomite contamination (Lin 2022; Onakpoya 2022b; Ong 2020; Wu 2020). Hand hygiene would be expected to be beneficial in reducing the spread of SARS-CoV-2 similar to other beta coronaviruses (SARS-CoV-1, Middle East respiratory syndrome (MERS), and human coronaviruses), which are very susceptible to the concentrations of alcohol commonly found in most hand-sanitiser preparations (Rabenau 2005; WHO 2020c). Support for this effect is the finding that poor hand hygiene, despite the use of full personal protective equipment (PPE), was independently associated with an increased risk of SARS-CoV-2 transmission to healthcare workers in a retrospective cohort study in Wuhan, China in both a high-risk and low-risk clinical unit for patients infected with COVID-19 (Ran 2020). The practice of hand hygiene appears to have a consistent effect in all settings, and should be an essential component of other interventions.

The highest-quality cluster-RCTs indicate that the most effect on preventing respiratory virus spread from hygienic measures occurs in younger children. This may be because younger children are least capable of hygienic behaviour themselves (Roberts 2000), and have longer-lived infections and greater social contact, thereby acting as portals of infection into the household (Monto 1969). Additional benefit from reduced transmission from them to other members of the household is broadly supported by the results of other study designs where the potential for confounding is greater.

Routine long-term implementation of some of the interventions covered in this review may be problematic, particularly maintaining strict hygiene and barrier routines for long periods of time. This would probably only be feasible in highly motivated environments, such as hospitals. Many of the trial authors commented on the major logistical burdens that barrier routines imposed at the community level. However, the threat of a looming epidemic may provide stimulus for their inception.

Implications for research

Public health measures and physical interventions can be highly effective to interrupt the spread of respiratory viral infections, especially when they are part of a structured and co-ordinated programme that includes instruction and education, and when they are delivered together and with high adherence. Our review has provided important insights into research gaps that need to be addressed with respect to these physical interventions and their implementation and have been brought into a sharper focus as a result of the COVID-19 pandemic. The 2014 WHO document 'Infection prevention and control of epidemic - and pandemic-prone acute respiratory infections in health care' identified several research gaps as part of their GRADE assessment of their infection prevention and control recommendations, which remain very relevant (WHO 2014). Research gaps identified during the course of our review and the WHO 2014 document may be considered from the perspective of both general and specific themes.

A general theme identified was the need to provide outcomes with explicitly defined clinical criteria for acute respiratory infections (ARIs) and discrete laboratory-confirmed outcomes of viral ARIs using molecular diagnostic tools which are now widely available. Our review found large disparities between studies with respect to the clinical outcome events, which were imprecisely defined in several studies, and there were differences in the extent to which laboratory-confirmed viruses were included in the studies that assessed them. Another general theme identified was the lack of consideration of sociocultural factors that might affect adherence with the interventions, especially those employed in the community setting. A prime example of this latter point was illustrated by the observations of the use of masks versus mask mandates during the COVID-19 pandemic. In addition, the cost and resource implications of the physical interventions employed in different settings would have important relevance for low- to middle-income countries. Resources have been a major issue with the COVID-19 pandemic, with global shortages of several components of PPE. Several specific research gaps related to physical interventions were identified within the [WHO 2014](#) document and are congruent with many of the findings of this 2022 update, including the following: transmission dynamics of respiratory viruses from patients to healthcare workers during aerosol-generating procedures; a continued lack of precision with regards to defining aerosol-generating procedures; the safety of cohorting of patients with the same suspected but unconfirmed diagnosis in a common unit or ward with patients infected with the same known pathogen in healthcare settings; the optimal duration of the use of physical interruptions to prevent spread of ARI viruses; use of spatial separation or physical distancing (in healthcare and community settings, respectively) alone versus spatial separation or physical distancing with the use of other added physical interventions coupled with examining discrete distance parameters (e.g. one metre, two metres, or > two metres); the effectiveness of respiratory etiquette (i.e. coughing/sneezing into tissues or a sleeved bent elbow); the effectiveness of triage and early identification of infected individuals with an ARI in both hospital and community settings; the utility of entrance screening to healthcare facilities; use of frequent disinfection techniques appropriate to the setting (high-touch surfaces in the environment, gargling with oral disinfectants, and virucidal tissues or clothing) alone or in combination with facial masks and hand hygiene; the use of visors, goggles or other eyewear; the use of ultraviolet light germicidal irradiation for disinfection of air in healthcare and selected community settings; the use of air scrubbers and /or high-efficiency particulate absorbing filters and the use of widespread adherence with effective vaccination strategies.

There is a clear requirement to conduct large, pragmatic trials to evaluate the best combinations in the community and in healthcare settings with multiple respiratory viruses and in different sociocultural settings. Randomised controlled trials (RCTs) with a pragmatic design, similar to the [Luby 2005](#) trial or the [Bundgaard 2020](#) trial, should be conducted whenever possible. Similar to what has been observed in pharmaceutical interventions where multiple RCTs were rapidly and successfully completed during the COVID-19 pandemic, proving they can be accomplished, there should be a deliberate emphasis and directed funding opportunities provided to conduct well-designed RCTs to address the effectiveness of many of the physical interventions in multiple settings and populations, especially in those most at risk,

and in very specific well-defined populations with monitoring of the adherence to the interventions.

Several specific research gaps deserve expedited attention and may be highlighted within the context of the COVID-19 pandemic. The use of face masks in the community setting represents one of the most pressing needs to address, given the polarised opinions around the world, and the increasing concerns over widespread microplastic pollution from the discarding of masks ([Shen 2021](#)). Both broad-based ecological studies, adjusting for confounding and high quality RCTs, may be necessary to determine if there is an independent contribution to their use as a physical intervention, and how they may best be deployed to optimise their contribution. The type of fabric and weave used in the face mask is an equally pressing concern, given that surgical masks with their cotton-polypropylene fabric appear to be effective in the healthcare setting, but there are questions about the effectiveness of simple cotton masks. In addition, any masking intervention studies should focus on measuring not only benefits but also adherence, harms, and risk compensation if the latter may lead to a lower protective effect. In addition, although the use of medical/surgical masks versus N95 respirators demonstrates no differences in clinical effectiveness to date, their use needs to be further studied within the context of a well-designed RCT in the setting of COVID-19, and with concomitant measurement of harms, which to date have been poorly studied. The recently published [Loeb RCT](#) conducted over a prolonged course in the current pandemic has provided the only evidence to date in this area ([Loeb 2022](#)).

Physical distancing represents another major research gap which needs to be addressed expediently, especially within the context of the COVID-19 pandemic setting as well as in future epidemic settings. The use of quarantine and screening at entry ports needs to be investigated in well-designed, high-quality RCTs given the controversies related to airports and travel restrictions which emerged during the COVID-19 pandemic. We found only one RCT investigating quarantine, and no trials of screening at entry ports or physical distancing. Given that these and other physical interventions are some of the primary strategies applied globally in the face of the COVID-19 pandemic, future trials of high quality should be a major global priority to be conducted within the context of this pandemic, as well as in future epidemics with other respiratory viruses of less virulence.

The variable quality and small scale of some studies is known from descriptive studies ([Aiello 2002](#); [Fung 2006](#); [WHO 2006b](#)), and systematic reviews of selected interventions ([Meadows 2004](#)). In summary, more high-quality RCTs are needed to evaluate the most effective strategies to implement successful physical interventions in practice, both on a small scale and at a population level. It is very unfortunate that more rigorous planning, effort and funding was not provided during the current COVID-19 pandemic towards high-quality RCTs of the basic public health measures. Finally, we emphasise that more attention should be paid to describing and quantifying the harms of the interventions assessed in this review, and their relationship with adherence.

ACKNOWLEDGEMENTS

This 2022 review update is funded by the National Institute for Health and Care Research (NIHR) ESP Incentive Award Scheme NIHR150879. The views expressed are those of the authors and

not necessarily those of the NIHR or the Department of Health and Social Care.

We wish to acknowledge the late Chris del Mar for his substantial contributions as an author on previous versions of this review. We also thank Sarah Thorning for designing and updating searches from the 2011 publication to the 2020 publication. We thank Jessika Wejfalk for translating the funding source in a Danish trial in this 2022 update.

The following people conducted the editorial process for this 2022 update:

- Sign-off Editor (final editorial decision): Michael Brown (Michigan State University College of Human Medicine, USA).
- Managing Editor (selected peer reviewers, collated peer reviewer comments, provided editorial guidance to authors): Fiona Russell (Bond University, Australia).
- Contact Editor (assessed peer review comments and recommended an editorial decision): Allen Cheng (Monash University, Australia).
- Statistical Editor (provided comments): Teresa Neeman (Biological Data Science Institute, Australian National University, Australia).
- Copy Editor (copy-editing and production): Heather Maxwell.

Peer reviewers (provided comments and recommended an editorial decision):

- Clinical/content review: Roderick P. Venekamp.
- Consumer review: Janet Wale (Independent consumer representative).
- Methods review: Leslie Choi (Evidence Synthesis Development Editor, Cochrane Central Executive Team).

REFERENCES

References to studies included in this review

Abaluck 2022 {published data only}

Abaluck J, Kwong LH, Styczynski A, Haque A, Kabir MA, Bates-Jefferys E, et al. Impact of community masking on COVID-19: a cluster-randomized trial in Bangladesh. *Science* 2022;**375**(6577):eabi9069. [DOI: [10.1126/science.abi9069](https://doi.org/10.1126/science.abi9069)]

Aelami 2015 {published data only}

Aelami MH, Khajehdalouee M, Yagoubian H, Amel Jamahdar S, Pittet D. Implementation of an educational intervention among Iranian hajj pilgrims for the prevention of influenza-like illness. *Antimicrobial Resistance and Infection Control* 2015;**4**(1):48.

Aiello 2010 {published data only}

Aiello AE, Murray GF, Perez V, Coulborn RM, Davis BM, Uddin M, et al. Mask use, hand hygiene, and seasonal influenza-like illness among young adults: a randomized intervention trial. *Journal of Infectious Diseases* 2010;**201**(4):491-8.

Aiello 2012 {published data only}

Aiello AE, Perez V, Coulborn RM, Davis BM, Uddin M, Monto AS. Facemasks, hand hygiene, and influenza among young adults: a randomized intervention trial. *PLOS One* 2012;**7**(1):e29744. [CTG: NCT00490633]

Alfelali 2020 {published data only}

Alfelali M, Haworth EA, Barasheed O, Badahdah AM, Bokhary H, Tashani M, et al. Facemask against viral respiratory infections among Hajj pilgrims: a challenging cluster-randomized trial. *PLOS One* 2020;**15**(10):e0240287. [DOI: [10.1371/journal.pone.0240287](https://doi.org/10.1371/journal.pone.0240287)]

Almanza-Reyes 2021 {published data only}

Almanza-Reyes H, Moreno S, Plascencia-López I, Alvarado-Vera M, Patrón-Romero L, Borrego B, et al. Evaluation of silver nanoparticles for the prevention of SARS-CoV-2 infection in health workers: in vitro and in vivo. *PLOS One* 2021;**16**(8):e0256401. [DOI: [10.1371/journal.pone.0256401](https://doi.org/10.1371/journal.pone.0256401)]

Alzaher 2018 {published data only};10.15537/smj.2018.10.23344

Alzaher AA, Almudarra SS, Mustafa MH, Gosadi IM. The importance of hand hygiene education on primary schoolgirls' absence due to upper respiratory infections in Saudi Arabia. *Saudi Medical Journal* 2018;**39**(10):1044-9. [DOI: [10.15537/smj.2018.10.23344](https://doi.org/10.15537/smj.2018.10.23344)]

Arbogast 2016 {published data only}

Arbogast JW, Moore-Schiltz L, Jarvis WR, Harpster-Hagen A, Hughes J, Parker A. Impact of a comprehensive workplace hand hygiene program on employer health care insurance claims and costs, absenteeism, and employee perceptions and practices. *Journal of Occupational and Environmental Medicine* 2016;**58**(6):e231-40.

Ashraf 2020 {published data only}

Ashraf S, Islam M, Unicomb L, Rahman M, Winch PJ, Arnold BF, et al. Effect of improved water quality, sanitation, hygiene and nutrition interventions on respiratory illness in young

children in rural Bangladesh: a multi-arm cluster-randomized controlled trial. *American Journal of Tropical Medicine and Hygiene* 2020;**102**(5):1124-30. [DOI: [10.4269/ajtmh.19-0769](https://doi.org/10.4269/ajtmh.19-0769)]

Azor-Martinez 2016 {published data only}

Azor-Martinez E, Cobos-Carrascosa E, Seijas-Vazquez ML, Fernández-Sánchez C, Strizzi JM, Torres-Alegre P, et al. Hand hygiene program decreases school absenteeism due to upper respiratory infections. *Journal of School Health* 2016;**86**(12):873-81.

Azor-Martinez 2018 {published data only}

Azor-Martinez E, Yui-Hifume R, Muñoz-Vico FJ, Jimenez-Noguera E, Strizzi JM, Martinez-Martinez I, et al. Effectiveness of a hand hygiene program at child care centers: a cluster randomized trial. *Pediatrics* 2018;**142**(5):e20181245.

Ban 2015 {published data only}

Ban HQ, Li T, Shen J, Li J, Peng PZ, Ye HP, et al. Effects of multiple cleaning and disinfection interventions on infectious diseases in children: a group randomized trial in China. *Biomedical and Environmental Sciences* 2015;**28**(11):779-87.

Barasheed 2014 {published data only};12613001007729

Barasheed O, Almasri N, Badahdah AM, Heron L, Taylor J, McPhee K, et al, Hajj Research Team. Pilot randomised controlled trial to test effectiveness of facemasks in preventing influenza-like illness transmission among Australian hajj pilgrims in 2011. *Infectious Disorders Drug Targets* 2014;**14**(2):110-6. [DOI: [10.2174/1871526514666141021112855](https://doi.org/10.2174/1871526514666141021112855)]

Biswas 2019 {published data only}

Biswas D, Ahmed M, Roguski K, Ghosh PK, Parveen S, Nizame FA, et al. Effectiveness of a behavior change intervention with hand sanitizer use and respiratory hygiene in reducing laboratory-confirmed influenza among schoolchildren in Bangladesh: a cluster randomized controlled trial. *American Journal of Tropical Medicine and Hygiene* 2019;**101**(6):1446-55. [DOI: [10.4269/ajtmh.19-0376](https://doi.org/10.4269/ajtmh.19-0376)]

Bundgaard 2021 {published data only}

Bundgaard H, Bundgaard JS, Raaschou-Pedersen DE, von Buchwald C, Todsén T, Boesgaard Norsk J, et al. Effectiveness of adding a mask recommendation to other public health measures to prevent SARS-CoV-2 infection in Danish mask wearers: a randomized controlled trial. *Annals of Internal Medicine* 2021;**174**(3):335-43. [DOI: [10.7326/M20-6817](https://doi.org/10.7326/M20-6817)]

Canini 2010 {published data only}

Canini L, Andreoletti L, Ferrari P, D'Angelo R, Blanchon T, Lemaitre M, et al. Surgical mask to prevent influenza transmission in households: a cluster randomized trial. *PLOS One* 2010;**5**(11):e13998. [DOI: [10.1371/journal.pone.0013998](https://doi.org/10.1371/journal.pone.0013998)]

Carabin 1999 {published data only}

Carabin H, Gyorkos TW, Soto JC, Joseph L, Payment P, Collet JP. Effectiveness of a training program in reducing infections in toddlers attending day care centers. *Epidemiology* 1999;**10**(3):219-27.

Physical interventions to interrupt or reduce the spread of respiratory viruses (Review)

Chard 2019 {published data only} [10.7189/jogh.09.020402](#)

Chard AN, Garn JV, Chang HW, Clasen T, Freeman MC. Impact of a school-based water, sanitation, and hygiene intervention on school absence, diarrhea, respiratory infection, and soil-transmitted helminths: results from the WASH HELPS cluster-randomized trial. *Journal of Global Health* 2019;**9**(2):1-14. [DOI: [10.7189/jogh.09.020402](#)]

Correa 2012 {published data only}

Correa JC, Pinto D, Salas LA, Camaccho JC, Rondon M, Quintero J. A cluster-randomized controlled trial of handrubs for prevention of infectious diseases among children in Colombia. *Journal of Public Health* 2012;**31**(6):476-84.

Cowling 2008 {published data only}

Cowling BJ, Fung RO, Cheng CK, Fang VJ, Chan KH, Seto WH, et al. Preliminary findings of a randomized trial of non-pharmaceutical interventions to prevent influenza transmission in households. *PLOS One* 2008;**3**(5):e21101.

Cowling 2009 {published data only}

Cowling BJ, Chan KH, Fang VJ, Cheng CK, Fung ROP, Wai W, et al. Facemasks and hand hygiene to prevent influenza transmission in households. A randomized trial. *Annals of Internal Medicine* 2009;**151**(7):437-46.

DiVita 2011 {published data only}

DiVita MA, Khatun-e-Jannat K, Islam M, Cercone E, Rook K, Sohel BM, et al. Impact of intensive handwashing promotion on household transmission of influenza in a low income setting: preliminary results of a randomized controlled clinical trial. *American Journal of Tropical Medicine and Hygiene* 2011;**85**(6):381.

Farr 1988a {published data only}

Farr BM, Hendley JO, Kaiser DL, Gwaltney JM. Two randomised controlled trials of virucidal nasal tissues in the prevention of natural upper respiratory infections. *American Journal of Epidemiology* 1988;**128**:1162-72.

Farr 1988b {published data only}

Farr BM, Hendley JO, Kaiser DL, Gwaltney JM. Two randomised controlled trials of virucidal nasal tissues in the prevention of natural upper respiratory infection. *American Journal of Epidemiology* 1988;**128**:1162-72.

Feldman 2016 {published data only}

Feldman L, Galili E, Cohen Y, Hartal M, Yavnai N, Netzer I. Routine chlorhexidine gluconate use onboard navy surface vessels to reduce infection: a cluster randomized controlled trial. *American Journal of Infection Control* 2016;**44**(12):1535-8.

Fretheim 2022a {published data only}

Fretheim A, Elgersma IH, Helleve A, Elstrøm P, Kacelnik O, Hemkens LG. Glasses against transmission of 1 SARS-CoV-2 in the community (GLASSY): a pragmatic randomized trial. medRxiv preprint doi: <https://doi.org/10.1101/2022.07.31.22278223> accessed 20 September 2022.

Goodall 2014 {published data only}

Goodall EC, Granados AC, Luinstra K, Pullenayegum E, Coleman BL, Loeb M, et al. Vitamin D3 and gargling for the prevention of upper respiratory tract infections: a randomized controlled trial. *BMC Infectious Diseases* 2014;**14**:273.

Gutiérrez-García 2022 {published data only}

Gutiérrez-García R, De La Cerda-Ángeles JC, Cabrera-Licon A, Delgado-Enciso I, Mervitch-Sigal N, Paz-Michel BA. Nasopharyngeal and oropharyngeal rinses with neutral electrolyzed water prevents COVID-19 in front-line health professionals: a randomized, open-label, controlled trial in a general hospital in Mexico City. *Biomedical Reports* 2021;**16**(2):11. [DOI: [10.3892/br.2021.1494](#)]

Gwaltney 1980 {published data only}

Gwaltney JM Jr, Moskalski PB, Hendley JO. Interruption of experimental rhinovirus transmission. *Journal of Infectious Diseases* 1980;**142**(6):811-5.

Hartinger 2016 {published data only}

Hartinger SM, Lanata CF, Hattendorf J, Verastegui H, Gil AI, Wolf J, et al. Improving household air, drinking water and hygiene in rural Peru: a community-randomized controlled trial of an integrated environmental home-based intervention package to improve child health. *International Journal of Epidemiology* 2016;**45**(6):2089-99.

Helsingen 2021 {published data only}

Helsingen LM, Løberg M, Refsum E, Gjøstein DK, Wieszczy P, Olsvik Ø, et al, for the TRAiN study group. Covid-19 transmission in fitness centers in Norway - a randomized trial. *BMC Public Health* 2021;**21**(1):2103. [DOI: [10.1186/s12889-021-12073-0](#)]

Hubner 2010 {published data only}

Hubner NO, Hubner C, Wodny M, Kampf G, Kramer A. Effectiveness of alcohol-based hand disinfectants in a public administration: impact on health and work performance related to acute respiratory symptoms and diarrhoea. *BMC Infectious Diseases* 2010;**10**(250):1-8.

Huda 2012 {published data only}

Huda TM, Unicomb L, Johnston RB, Halder AK, Yushuf Sharker MA, Luby SP. Interim evaluation of a large scale sanitation, hygiene and water improvement programme on childhood diarrhea and respiratory disease in rural Bangladesh. *Social Science & Medicine* 2012;**75**(4):604-11.

Ibfelt 2015 {published data only}

Ibfelt T, Engelund EH, Schultz AC, Andersen LP. Effect of cleaning and disinfection of toys on infectious diseases and micro-organisms in daycare nurseries. *Journal of Hospital Infection* 2015;**89**(2):109-15.

Ide 2014 {published data only}

Ide K, Yamada H, Matsushita K, Ito M, Nojiri K, Toyozumi K, et al. Effects of green tea gargling on the prevention of influenza infection in high school students: a randomized controlled study. *PLOS One* 2014;**9**(5):e96373.

Ide 2016 {published data only}

Ide K, Yamada H, Takuma N, Kawasaki Y, Morohoshi H, Takenaka A, et al. Effects of catechin-treated masks on the prevention of influenza infection: an exploratory randomized study. *Japanese Journal of Clinical Pharmacology and Therapeutics* 2016;**47**(6):229-34.

Jacobs 2009 {published data only}

Jacobs JL, Ohde S, Takahashi O, Tokuda Y, Omata F, Fukui T. Use of surgical face masks to reduce the incidence of the common cold among health care workers in Japan: a randomized controlled trial. *American Journal of Infection Control* 2009;**37**(5):417-9.

Kotch 1994 {published data only}

Kotch JB, Weigle KA, Weber DJ, Clifford RM, Harms TO, Loda FA, et al. Evaluation of an hygienic intervention in child day-care centers. *Pediatrics* 1994;**94**(6 Pt 2):991-4.

Ladegaard 1999 {published data only}

Ladegaard MB, Stage V. Hand hygiene and sickness among small children attending day care centres. An interventional study. *Ukesgrift von Laeger* 1999;**161**:4396-400.

Larson 2010 {published data only}

Larson EL, Ferng Y, Wong-McLoughlin J, Wang S, Haber M, Morse SS. Impact of non-pharmaceutical interventions on URIs and influenza in crowded, urban households. *Public Health Reports* 2010;**125**(2):178-91.

Little 2015 {published data only}

Little P, Stuart B, Hobbs FD, Moore M, Barnett J, Popoola D, et al. An internet-delivered handwashing intervention to modify influenza-like illness and respiratory infection transmission (PRIMIT): a primary care randomised trial. *Lancet* 2015;**386**:1631-9.

Loeb 2009 {published data only}

Loeb M, Dafoe N, Mahony J, John M, Sarabia A, Glavin V, et al. Surgical mask vs N95 respirator for preventing influenza among health care workers: a randomized trial. *JAMA* 2009;**302**(17):1865-71.

Longini 1988 {published data only}

Longini IM Jr, Monto AS. Efficacy of virucidal nasal tissues in interrupting familial transmission of respiratory agents. A field trial in Tecumseh, Michigan. *American Journal of Epidemiology* 1988;**128**(3):639-44.

Luby 2005 {published data only}

Luby SP, Agboatwalla M, Feikin DR, Painter J, Billhimer W, Altaf A, et al. Effect of handwashing on child health: a randomised controlled trial. *Lancet* 2005;**366**(9481):225-33.

MacIntyre 2009 {published data only}

MacIntyre CR, Cauchemez S, Dwyer DE, Seale H, Cheung P, Browne G, et al. Face mask use and control of respiratory virus transmission in households. *Emerging Infectious Diseases* 2009;**15**(2):233-41.

MacIntyre 2011 {published data only}

* MacIntyre CR, Wang Q, Cauchemez S, Seale H, Dwyer DE, Yang P, et al. A cluster randomized clinical trial comparing fit-tested and non-fit-tested N95 respirators to medical masks to prevent respiratory virus infection in health care workers. *Influenza and Other Respiratory Viruses* 2011;**5**(3):170-9.

MacIntyre CR, Wang Q, Rahman B, Seale H, Ridda I, Gao Z, et al. Efficacy of face masks and respirators in preventing upper respiratory tract bacterial colonization and co-infection in hospital healthcare workers. *Preventive Medicine* 2014;**62**:1-7.

MacIntyre 2013 {published data only} **12609000778280**

MacIntyre CR, Wang Q, Seale H, Yang P, Shi W, Gao Z, et al. A randomized clinical trial of three options for N95 respirators and medical masks in health workers. *American Journal of Respiratory and Critical Care Medicine* 2013;**187**(9):960-6. [DOI: [10.1164/rccm.201207-1164OC](https://doi.org/10.1164/rccm.201207-1164OC)]

MacIntyre 2015 {published data only}

MacIntyre CR, Seale H, Dung TC, Hien NT, Nga PT, Chughtai AA, et al. A cluster randomised trial of cloth masks compared with medical masks in healthcare workers. *BMJ Open* 2015;**5**(4):e006577.

MacIntyre 2016 {published data only}

MacIntyre CR, Zhang Y, Chughtai AA, Seale H, Zhang D, Chu Y, et al. Cluster randomised controlled trial to examine medical mask use as source control for people with respiratory illness. *BMJ Open* 2016;**6**(12):e012330. [DOI: [10.1136/bmjopen-2016-012330](https://doi.org/10.1136/bmjopen-2016-012330)]

McConeghy 2017 {published data only}

McConeghy KW, Baier R, McGrath KP, Baer CJ, Mor V. Implementing a pilot trial of an infection control program in nursing homes: results of a matched cluster randomized trial. *Journal of the American Medical Directors Association* 2017;**18**(8):707-12.

Millar 2016 {published data only} **10.1017/ice.2016.154**

Millar EV, Schlett CD, Law NN, Chen WJ, D'Onofrio MJ, Bennett JW, et al. Reduction in acute respiratory infection among military trainees: secondary effects of a hygiene-based cluster-randomized trial for skin and soft-tissue infection prevention. *Infection Control and Hospital Epidemiology* 2016;**37**(9):1118-20.

Miyaki 2011 {published data only}

Miyaki K, Sakurazawa H, Mikurube H, Nishizaka M, Ando H, Song Y, et al. An effective quarantine measure reduced the total incidence of influenza A H1N1 in the workplace: another way to control the H1N1 flu pandemic. *Journal of Occupational Health* 2011;**53**(4):287-92. [DOI: [10.1539/joh.10-0024-fs](https://doi.org/10.1539/joh.10-0024-fs)]

Morton 2004 {published data only}

Morton JL, Schultz AA. Healthy hands: use of alcohol gel as an adjunct to handwashing in elementary school children. *Journal of School Nursing* 2004;**20**(3):161-7.

Najnin 2019 {published data only}

Najnin N, Leder K, Forbes A, Unicomb L, Winch PJ, Ram PK, et al. Impact of a large-scale handwashing intervention on reported respiratory illness: findings from a cluster-randomized controlled trial. *American Journal of Tropical Medicine and Hygiene* 2019;**100**(3):742-9.

Nicholson 2014 {published data only}

Nicholson JA, Naeeni M, Hoptroff M, Matheson JR, Roberts AJ, Taylor D, et al. An investigation of the effects of a hand washing intervention on health outcomes and school absence using a randomised trial in Indian urban communities. *Tropical Medicine and International Health* 2014;**19**(3):284-92. [DOI: [10.1111/tmi.12254](https://doi.org/10.1111/tmi.12254)]

Pandejpong 2012 {published data only}

Pandejpong D, Danchaiwijitr S, Vanprapa N, Pandejpong T, Cook EF. Appropriate time-interval application of alcohol hand gel on reducing influenza-like illness among preschool children: a randomized, controlled trial. *American Journal of Infection Control* 2012;**40**(6):507-11. [DOI: [10.1016/j.ajic.2011.08.020](https://doi.org/10.1016/j.ajic.2011.08.020)]

Priest 2014 {published data only} **12609000478213**

Priest P, McKenzie JE, Audas R, Poore M, Brunton C, Reeves L. Hand sanitiser provision for reducing illness absences in primary school children: a cluster randomised trial. *PLOS Medicine* 2014;**11**(8):e1001700.

Radonovich 2019 {published data only}

Radonovich LJ Jr, Simberkoff MS, Bessesen MT, Brown AC, Cummings DA, Gaydos CA, et al, ResPECT investigators. N95 respirators vs medical masks for preventing influenza among health care personnel: a randomized clinical trial. *JAMA* 2019;**322**(9):824-33.

Ram 2015 {published data only}

Ram PK, DiVita MA, Khatun-e-Jannat K, Islam M, Krytus K, Cercone E, et al. Impact of intensive handwashing promotion on secondary household influenza-like illness in rural Bangladesh: findings from a randomized controlled trial. *PLOS One* 2015;**10**(6):e0125200. [DOI: [10.1371/journal.pone.0125200](https://doi.org/10.1371/journal.pone.0125200)]

Roberts 2000 {published data only}

Roberts L, Smith W, Jorm L, Patel M, Douglas RM, McGilchrist C. Effect of infection control measures on the frequency of upper respiratory infection in child care: a randomised controlled study. *Pediatrics* 2000;**105**:738-42.

Sandora 2005 {published data only}

Sandora TJ, Taveras EM, Shih MC, Resnick EA, Lee GM, Ross-Degnan D, et al. A randomized, controlled trial of a multifaceted intervention including alcohol-based hand sanitizer and hand-hygiene education to reduce illness transmission in the home. *Pediatrics* 2005;**116**(3):587-94.

Sandora 2008 {published data only}

Sandora TJ, Shih MC, Goldmann DA. Reducing absenteeism from gastrointestinal and respiratory illness in elementary school students: a randomized, controlled trial of an infection-control intervention. *Pediatrics* 2008;**121**(6):e1555-62.

Satomura 2005 {published data only}

Kitamura T, Satomura K, Kawamura T, Yamada S, Takashima K, Sukanuma N, et al. Can we prevent influenza-like illnesses by gargling? *Internal Medicine* 2007;**46**(18):1623-4.

* Satomura K, Kitamura T, Kawamura T, Shimbo T, Watanabe M, Kamei M, et al. Prevention of upper respiratory tract infections by gargling: a randomized trial. *American Journal of Preventive Medicine* 2005;**29**(4):302-7.

Savolainen-Kopra 2012 {published data only}

Savolainen-Kopra C, Haapakoski J, Peltola PA, Ziegler T, Korpela T, Anttila P, et al. Hand washing with soap and water together with behavioural recommendations prevents infections in common work environment: an open cluster-randomized trial. *Trials* 2012;**13**:10. [DOI: [10.1186/1745-6215-13-10](https://doi.org/10.1186/1745-6215-13-10)]

Simmerman 2011 {published data only}

Simmerman JM, Suntarattiwong P, Levy J, Jarman RG, Kaewchana S, Gibbons RV, et al. Findings from a household randomized controlled trial of hand washing and face masks to reduce influenza transmission in Bangkok, Thailand. *Influenza and Other Respiratory Viruses* 2011;**5**(4):256-67. [DOI: [10.1111/j.1750-2659.2011.00205.x](https://doi.org/10.1111/j.1750-2659.2011.00205.x)]

Stebbins 2011 {published data only}

Stebbins S, Cummings DA, Stark JH, Vukotich C, Mitruka K, Thompson W, et al. Reduction in the incidence of influenza A but not influenza B associated with use of hand sanitizer and cough hygiene in schools: a randomized controlled trial. *Pediatric Infectious Disease Journal* 2011;**30**(11):921-6. [DOI: [10.1097/INF.0b013e3182218656](https://doi.org/10.1097/INF.0b013e3182218656)]

Suess 2012 {published data only}

Suess T, Remschmidt C, Schink SB, Schweiger B, Nitsche A, Schroeder K, et al. The role of facemasks and hand hygiene in the prevention of influenza transmission in households: results from a cluster randomised trial; Berlin, Germany, 2009-2011. *BMC Infectious Disease* 2012;**12**:26. [DOI: [10.1186/1471-2334-12-26](https://doi.org/10.1186/1471-2334-12-26)]

Swarthout 2020 {published data only}

Swarthout J, Ram PK, Arnold CD, Dentz HN, Arnold BF, Kalungu S, et al. Effects of individual and combined water, sanitation, handwashing, and nutritional interventions on child respiratory infections in rural Kenya: a cluster-randomized controlled trial. *American Journal of Tropical Medicine and Hygiene* 2020;**102**(6):1286-95. [DOI: [10.4269/ajtmh.19-0779](https://doi.org/10.4269/ajtmh.19-0779)]

Talaat 2011 {published data only}

Talaat M, Afifi S, Dueger E, El-Ashry N, Marfin A, Kandeel A, et al. Effects of hand hygiene campaigns on incidence of laboratory-confirmed influenza and absenteeism in schoolchildren, Cairo, Egypt. *Emerging Infectious Diseases* 2011;**17**(4):619-25. [DOI: [10.3201/eid1704.101353](https://doi.org/10.3201/eid1704.101353)]

Teasing 2021 {published data only}

Teasing GR, Richardus JH, Nieboer D, Petrignani M, Erasmus V, Verduijn-Leenman A, et al. The effect of a hand hygiene intervention on infections in residents of nursing

homes: a cluster randomized controlled trial. *Antimicrobial Resistance & Infection Control* 2021;**10**(1):80. [DOI: [10.1186/s13756-021-00946-3](https://doi.org/10.1186/s13756-021-00946-3).]

Temime 2018 {published data only}**16474757**

Temime L, Cohen N, Ait-Bouziad K, Denormandie P, Dab W, Hocine MN. Impact of a multicomponent hand hygiene-related intervention on the infectious risk in nursing homes: a cluster randomized trial. *American Journal of Infection Control* 2018;**46**(2):173-9. [DOI: [10.1016/j.ajic.2017.08.030](https://doi.org/10.1016/j.ajic.2017.08.030)]

Turner 2004a {published data only}

Turner RB, Biedermann KA, Morgan JM, Keswick B, Ertel KD, Barker MF. Efficacy of organic acids in hand cleansers for prevention of rhinovirus infections. *Antimicrobial Agents and Chemotherapy* 2004;**48**(7):2595-8.

Turner 2004b {published data only}

Turner RB, Biedermann KA, Morgan JM, Keswick B, Ertel KD, Barker MF. Efficacy of organic acids in hand cleansers for prevention of rhinovirus infections. *Antimicrobial Agents and Chemotherapy* 2004;**48**(7):2595-8.

Turner 2012 {published data only}

Turner RB, Fuls JL, Rodgers ND, Goldfarb HB, Lockhart LK, Aust LB. A randomized trial of the efficacy of hand disinfection for prevention of rhinovirus infection. *Clinical Infectious Diseases* 2012;**54**(10):1422-6. [DOI: [10.1093/cid/cis201](https://doi.org/10.1093/cid/cis201)]

White 2001 {published data only}

White CG, Shinder FS, Shinder AL, Dyer DL. Reduction of illness absenteeism in elementary schools using an alcohol-free instant hand sanitizer. *Journal of School Nursing* 2001;**17**(5):258-65.

Yeung 2011 {published data only}

Yeung WK, Tam WS, Wong TW. Cluster randomized controlled trial of a hand hygiene intervention involving pocket-sized containers of alcohol-based hand rub for the control of infections in long-term care facilities. *Infection Control and Hospital Epidemiology* 2011;**32**:67-76.

Young 2021 {published data only}

Young BC, Eyre DW, Kendrick S, White C, Smith S, Beveridge G, et al. Daily testing for contacts of individuals with SARS-CoV-2 infection and attendance and SARS-CoV-2 transmission in English secondary schools and colleges: an open-label, cluster-randomised trial. *Lancet* 2021;**398**:1217-29. [DOI: [.1016/S0140-6736\(21\)01908-5](https://doi.org/10.1016/S0140-6736(21)01908-5)]

Zomer 2015 {published data only}**NTR3000**

Zomer TP, Erasmus V, Looman CW, Tjon-A-Tsien A, Van Beeck EF, De Graaf JM, et al. A hand hygiene intervention to reduce infections in child daycare: a randomized controlled trial. *Epidemiology and Infection* 2015;**143**(12):2494-502. [DOI: [10.1017/S095026881400329X](https://doi.org/10.1017/S095026881400329X)]

References to studies excluded from this review

About El Hassan 2004 {published data only}

About El Hassan MA, van der Meulen-Muileman I, Abbas S, Kruyt FA. Conditionally replicating adenoviruses kill tumor cells via a basic apoptotic machinery-independent mechanism that resembles necrosis-like programmed cell death. *Journal of Virology* 2004;**78**(22):12243-51.

Ahmadian 2022 {published data only}

Ahmadian M, Ghasemi M, Nasrollahi Borujeni N, Afshan S, Fallah M, Ayaseh H, et al. Does wearing a mask while exercising amid COVID-19 pandemic affect hemodynamic and hematologic function among healthy individuals? Implications of mask modality, sex, and exercise intensity. *Physician and Sportsmedicine* 2022;**50**(3):257-68.

Amirav 2005 {published data only}

Amirav I, Oron A, Tal G, Cesar K, Ballin A, Houry S, et al. Aerosol delivery in respiratory syncytial virus bronchiolitis: hood or face mask? *Journal of Pediatrics* 2005;**147**(5):627-31.

Anderson 2004 {published data only}

Anderson RM, Fraser C, Ghani AC, Donnelly CA, Riley S, Ferguson NM, et al. Epidemiology, transmission dynamics and control of SARS: the 2002-2003 epidemic. *Philosophical Transactions of the Royal Society of London - Series B: Biological Sciences* 2004;**359**(1447):1091-105.

Anonymous 2002 {published data only}

Anon. Antiseptic skin cleansers may prevent rhinovirus transmission. *Clinical Infectious Diseases* 2002;**34**(3):ii.

Anonymous 2004 {published data only}

Anon. Can antiviral tissues prevent the spread of colds? *Consumer Reports* 2004;**69**(12):56.

Anonymous 2005a {published data only}

Anon. Antiviral Kleenex. *Medical Letter on Drugs & Therapeutics* 2005;**47**(1199):3-4.

Anonymous 2005b {published data only}

Anon. Focusing on this year's flu...use healthy handwashing...and when soap and water aren't handy, hand gels work well, too. *Child Health Alert* 2005;**23**:1-2.

Anonymous 2005c {published data only}

How long is a cold contagious? Is there any way to prevent transmitting a cold? Johns Hopkins Medical Letter, Health After 50 2005;**17**(10):8.

Apisarntharak 2009 {published data only}

Apisarntharak A, Apisarntharak P, Cheevakumjorn B, Mundy LM. Intervention with an infection control bundle to reduce transmission of influenza-like illnesses in a Thai preschool. *Infection Control and Hospital Epidemiology* 2009;**30**(9):817-22.

Apisarntharak 2010 {published data only}

Apisarntharak A, Uyeki TM, Puthavathana P, Kitphati R, Mundy LM. Reduction of seasonal influenza transmission

among healthcare workers in an intensive care unit: a 4-year intervention study in Thailand. *Infection Control and Hospital Epidemiology* 2010;**31**(10):996-1003.

Aragon 2005 {published data only}

Aragon D, Sole ML, Brown S. Outcomes of an infection prevention project focusing on hand hygiene and isolation practices. *AACN Clinical Issues* 2005;**16**(2):121-3.

Azor-Martinez 2014 {published data only}

Azor-Martinez E, Gonzalez-Jimenez Y, Seijas-Vazquez ML, Cobos-Carrascosa E, Santisteban-Martinez J, Martinez-Lopez JM, et al. The impact of common infections on school absenteeism during an academic year. *American Journal of Infection Control* 2014;**42**(6):632-7.

Barros 1999 {published data only}

Barros AJ, Ross DA, Fonseca WV, Williams LA, Moreira-Filho DC. Preventing acute respiratory infections and diarrhoea in child care centres. *Acta Paediatrica* 1999;**88**(10):1113-8.

Bauer 2009 {published data only}

Bauer G, Bossi L, Santoalla M, Rodríguez S, Fariña D, Speranza AM. Impacto de un programa de prevención de infecciones respiratorias en lactantes prematuros de alto riesgo: estudio prospectivo y multicéntrico. *Archivos Argentinos de Pediatría* 2009;**107**(2):111-8.

Bell 2004 {published data only}

Bell DM. World Health Organization Working Group on International and Community Transmission of SARS. *Emerging Infectious Diseases* 2004;**10**(11):1900-6.

Bellissimo-Rodrigues 2009 {published data only}

Bellissimo-Rodrigues F, Bellissimo-Rodrigues WT, Viana JM, Teixeira GC, Nicolini E, Auxiliadora-Martins M, et al. Effectiveness of oral rinse with chlorhexidine in preventing nosocomial respiratory tract infections among intensive care unit patients. *Infection Control and Hospital Epidemiology* 2009;**30**(10):952-8.

Ben-Abraham 2002 {published data only}

Ben-Abraham R, Keller N, Szold O, Vardi A, Weinberg M, Barzilay Z, et al. Do isolation rooms reduce the rate of nosocomial infections in the pediatric intensive care unit? *Journal of Critical Care* 2002;**17**(3):176-80.

Black 1981 {published data only}

Black RE, Dykes AC, Anderson KE, Wells JG, Sinclair SP, Gary GW, et al. Handwashing to prevent diarrhea in day-care centers. *American Journal of Epidemiology* 1981;**113**(4):445-51.

Borkow 2010 {published data only}

Borkow G, Zhou SS, Page T, Gabbay J. A novel anti-influenza copper oxide containing respiratory face mask. *PLOS One* 2010;**5**(6):1-8.

Bouadma 2010 {published data only}

Bouadma L, Mourvillier B, Deiler V, Le Corre B, Lolom I, Régnier B, et al. A multifaceted program to prevent ventilator-associated pneumonia: impact on compliance with preventive measures. *Critical Care Medicine* 2010;**38**(3):789-96.

Bowen 2007 {published data only}

Bowen A, Ma H, Ou J, Billhimer W, Long T, Mintz E, et al. A cluster-randomized controlled trial evaluating the effect of a handwashing-promotion program in Chinese primary schools. *American Journal of Tropical Medicine and Hygiene* 2007;**76**(6):1166-73.

Breugelmans 2004 {published data only}

Breugelmans JG, Zucs P, Porten K, Broll S, Niedrig M, Ammon A, et al. SARS transmission and commercial aircraft. *Emerging Infectious Diseases* 2004;**10**(8):1502-3.

Cai 2009 {published data only}

Cai W, Schweiger B, Buchholz U, Buda S, Littmann M, Heusler J, et al. Protective measures and H5N1-seroprevalence among personnel tasked with bird collection during an outbreak of avian influenza A/H5N1 in wild birds, Ruegen, Germany, 2006. *BMC Infectious Diseases* 2009;**9**:170.

Cantagalli 2010 {published data only}

Cantagalli MR, Alvim VF, Andrade EC, Leite IC. Associação entre desnutrição energético-proteica e infecção respiratória aguda em crianças na atenção primária à saúde. *Revista de APS* 2010;**13**(1):26-33.

Carbonell-Estrany 2008 {published data only}

Carbonell-Estrany X, Bont L, Doering G, Gouyon JB, Lanari M. Clinical relevance of prevention of respiratory syncytial virus lower respiratory tract infection in preterm infants born between 33 and 35 weeks gestational age. *European Journal of Clinical Microbiology and Infectious Diseases* 2008;**27**(10):891-9.

Carter 2002 {published data only}

Carter JM. Hand washing decreases risk of colds and flu. *Journal of the National Medical Association* 2002;**94**(2):A11.

Castillo-Chavez 2003 {published data only}

Castillo-Chavez C, Castillo-Garsow CW, Yakubu AA. Mathematical models of isolation and quarantine. *JAMA* 2003;**290**(21):2876-7.

Cava 2005a {published data only}

Cava MA, Fay KE, Beanlands HJ, McCay EA, Wignall R. Risk perception and compliance with quarantine during the SARS outbreak. *Journal of Nursing Scholarship* 2005;**37**(4):343-7.

Cava 2005b {published data only}

Cava MA, Fay KE, Beanlands HJ, McCay EA, Wignall R. The experience of quarantine for individuals affected by SARS in Toronto. *Public Health Nursing* 2005;**22**(5):398-406.

CDC 2003a {published data only}

Centers for Disease Control and Prevention. Cluster of severe acute respiratory syndrome cases among protected health-care workers - Toronto, Canada, April 2003. *Morbidity & Mortality Weekly Report* 2003;**52**(19):433-6.

CDC 2003b {published data only}

Centers for Disease Control and Prevention. Use of quarantine to prevent transmission of severe acute respiratory

syndrome - Taiwan, 2003. *Morbidity & Mortality Weekly Report* 2003;**52**(29):680-3.

Chai 2005 {published data only}

Chai LY, Ng TM, Habib AG, Singh K, Kumarasinghe G, Tambyah PA. Paradoxical increase in methicillin-resistant *Staphylococcus aureus* acquisition rates despite barrier precautions and increased hand washing compliance during an outbreak of severe acute respiratory syndrome. *Clinical Infectious Diseases* 2005;**40**(4):623-3.

Chami 2012 {published data only}

Chami K, Gavazzi G, Bar-Hen A, Carrat F, de Wazières B, Lejeune B, et al. A short-term, multicomponent infection control program in nursing homes: a cluster randomized controlled trial. *Journal of the American Medical Directors Association* 2012;**13**(6):569.e9-569.e17.

Chaovavanich 2004 {published data only}

Chaovavanich A, Wongsawat J, Dowell SF, Inthong Y, Sangsajja C, Sanguanwongse N, et al. Early containment of severe acute respiratory syndrome (SARS); experience from Bamrasnaradura Institute, Thailand. *Journal of the Medical Association of Thailand* 2004;**87**(10):1182-7.

Chau 2003 {published data only}

Chau PH, Yip PS. Monitoring the severe acute respiratory syndrome epidemic and assessing effectiveness of interventions in Hong Kong Special Administrative Region. *Journal of Epidemiology and Community Health* 2003;**57**(10):766-9.

Chau 2008 {published data only}

Chau JP, Thompson DR, Twinn S, Lee DT, Lopez V, Ho LS. An evaluation of SARS and droplet infection control practices in acute and rehabilitation hospitals in Hong Kong. *Hong Kong Medical Journal* 2008;**14**(Suppl 4):44-7.

Chen 2007 {published data only}

Chen YC, Chiang LC. Effectiveness of hand-washing teaching programs for families of children in paediatric intensive care units. *Journal of Clinical Nursing* 2007;**16**(6):1173-9.

Chen 2022 {published data only}

Chen MH, Chang PC. The effectiveness of mouthwash against SARS-CoV-2 infection: A review of scientific and clinical evidence. *Journal of the Formosan Medical Association* 2022;**121**(5):879-85. [10.1016/j.jfma.2021.10.001]

Cheng 2010 {published data only}

Cheng VC, Tai JW, Wong LM, Chan JF, Li IW, To KK, et al. Prevention of nosocomial transmission of swine-origin pandemic influenza virus A/H1N1 by infection control bundle. *Journal of Hospital Infection* 2010;**74**(3):271-7.

Chia 2005 {published data only}

Chia SE, Koh D, Fones C, Qian F, Ng V, Tan BH, et al. Appropriate use of personal protective equipment among healthcare workers in public sector hospitals and primary healthcare polyclinics during the SARS outbreak in Singapore. *Occupational and Environmental Medicine* 2005;**62**(7):473-7.

Clynes 2010 {published data only}

Clynes N. Surgical masks vs N95 respirators for preventing influenza. *JAMA* 2010;**303**(10):937-9.

Costa 2021 {published data only}

Costa DD, Brites C, Nunes Vaz S, Souza de Santana D, Nunes dos Santos J, Ramos Cury P. Chlorhexidine mouthwash reduces the salivary viral load of SARS-CoV-2: a randomized clinical trial. *Oral Diseases* 2021;**00**:1-9. [DOI: [10.1111/odi.14086](https://doi.org/10.1111/odi.14086)]

Cowling 2007 {published data only}

Cowling BJ, Muller MP, Wong IO, Ho LM, Louie M, McGeer A, et al. Alternative methods of estimating an incubation distribution: examples from severe acute respiratory syndrome. *Epidemiology* 2007;**18**(2):253-9.

Cyril Vitug 2021 {published data only}

Cyril Vitug L, Santiaguel J, Exconde MA, Bautista MA. Oral gargle of ethanol-based mouthwash solution and its effects on adult patients with mild COVID-19 infection: an open-label randomized controlled trial. *Chest* 2021;**160**(4):A2504. [DOI: [10.1016/j.chest.2021.08.014](https://doi.org/10.1016/j.chest.2021.08.014)]

Dalakoti 2022 {published data only}

Dalakoti M, Long C, Bains A, Djohan A, Ahmad I, Chan SP, et al. Effect of surgical mask use on peak physical performance during exercise treadmill testing - a real world, crossover study. *Frontiers in Physiology* 2022;**13**:913974. [DOI: [10.3389/fphys.2022.913974](https://doi.org/10.3389/fphys.2022.913974)]

Daniels 2010 {published data only}

Daniels TL, Talbot TR. Unmasking the confusion of respiratory protection to prevent influenza-like illness in crowded community settings. *Journal of Infectious Diseases* 2010;**201**(4):483-5.

Daugherty 2008 {published data only}

Daugherty EL. Health care worker protection in mass casualty respiratory failure: infection control, decontamination, and personal protective equipment. *Respiratory Care* 2008;**53**(2):201-12; discussion 212-4.

Davies 1994 {published data only}

Davies KJ, Herbert AM, Westmoreland D, Bagg J. Seroepidemiological study of respiratory virus infections among dental surgeons. *British Dental Journal* 1994;**176**(7):262-5.

Day 1993 {published data only}

Day RA, St Arnaud S, Monsma M. Effectiveness of a handwashing program. *Clinical Nursing Research* 1993;**2**(1):24-40.

Day 2006 {published data only}

Day T, Park A, Madras N, Gumel A, Wu J. When is quarantine a useful control strategy for emerging infectious diseases? *American Journal of Epidemiology* 2006;**163**(5):479-85.

Dell'Omodarme 2005 {published data only}

Dell'Omodarme M, Prati MC. The probability of failing in detecting an infectious disease at entry points into a country. *Statistics in Medicine* 2005;**24**(17):2669-79.

Physical interventions to interrupt or reduce the spread of respiratory viruses (Review)

Denbak 2018 {published data only}

Denbak AM, Andersen A, Bonnesen CT, Laursen B, Ersbøll AK, Due P, et al. Effect evaluation of a randomized trial to reduce infectious illness and illness-related absenteeism among schoolchildren: The Hi Five Study. *Pediatric Infectious Disease Journal* 2018;**37**(1):16-21.

Desenclos 2004 {published data only}

Desenclos JC, van der Werf S, Bonmarin I, Levy-Bruhl D, Yazdanpanah Y, Hoen B, et al. Introduction of SARS in France, March-April, 2003. *Emerging Infectious Diseases* 2004;**10**(2):195-200.

DiGiovanni 2004 {published data only}

DiGiovanni C, Conley J, Chiu D, Zaborski J. Factors influencing compliance with quarantine in Toronto during the 2003 SARS outbreak. *Biosecurity and Bioterrorism* 2004;**2**(4):265-72.

Doebbeling 1992 {published data only}

Doebbeling BN, Stanley GL, Sheetz CT. Comparative efficacy of alternative hand-washing agents in reducing nosocomial infections in intensive care units. *New England Journal of Medicine* 1992;**327**(2):88-92.

Dwosh 2003 {published data only}

Dwosh HA, Hong HH, Austgarden D, Herman S, Schabas R. Identification and containment of an outbreak of SARS in a community hospital. *Canadian Medical Association Journal* 2003;**168**(11):1415-20.

Edmonds 2010 {published data only}

Edmonds S, Dzyakanava V, Macinga D. Efficacy of hand hygiene products against pandemic H1N1 influenza. *American Journal of Infection Control* 2010;**38**(5):E132-3.

Egger 2022 {published data only}

Egger F, Blumenauer D, Fischer P, Venhorst A, Kulenthiran S, Bewarder Y, et al. Effects of face masks on performance and cardiorespiratory response in well-trained athletes. *Clinical Infectious Diseases* 2022;**111**(3):264-71. [DOI: [10.1007/s00392-021-01877-0](https://doi.org/10.1007/s00392-021-01877-0)]

Fendler 2002 {published data only}

Fendler EJ, Ali Y, Hammond BS, Lyons MK, Kelley MB, Vowell NA. The impact of alcohol hand sanitizer use on infection rates in an extended care facility. *American Journal of Infection Control* 2002;**30**(4):226-33.

Ferrer 2021 {published data only}

Ferrer MD, Sánchez Barrueco A, Martínez-Beneyto Y, Mateos-Moreno MV, Ausina-Márquez V, García-Vázquez E, et al. Clinical evaluation of antiseptic mouth rinses to reduce salivary load of SARS-CoV-2. *Scientific Reports* 2021;**11**:24392. [DOI: <https://doi.org/10.1038/s41598-021-03461-y>]

Flint 2003 {published data only}

Flint J, Burton S, Macey JF, Deeks SL, Tam TW, King A, et al. Assessment of in-flight transmission of SARS - results of contact tracing. *Canadian Communicable Disease Report* 2003;**29**(12):105-10.

Fung 2004 {published data only}

Fung CP, Hsieh TL, Tan KH, Loh CH, Wu JS, Li C, et al. Rapid creation of a temporary isolation ward for patients with severe acute respiratory syndrome in Taiwan. *Infection Control and Hospital Epidemiology* 2004;**25**(12):1026-32.

Garcia 2010 {published data only}

Garcia MC. The protection against influenza provided by surgical masks is not inferior to what the FFP2 (N95) respiratory protector can give. *FMC Formacion Medica Continuada en Atencion Primaria* 2010;**17**(5):365.

Gaydos 2001 {published data only}

Gaydos JC. Returning to the past: respiratory illness, vaccines, and handwashing. *American Journal of Preventive Medicine* 2001;**21**(2):150-1.

Gensini 2004 {published data only}

Gensini GF, Yacoub MH, Conti AA. The concept of quarantine in history: from plague to SARS. *Journal of Infection* 2004;**49**(4):257-61.

Gharebaghi 2020 {published data only}

Gharebaghi N, Valizade Hasanloei MA, Mosarrezaii Agdam A, Mohsenirad S. The effect of combined mouth wash gentamycin, colistin and vancomycin in prevention of ventilator associated pneumonia in mechanical ventilatory patients admitted to intensive care unit: a randomized clinical trial. *Scientific Journal of Kurdistan University of Medical Sciences* 2020;**104**:105-16. [DOI: [10.52547/sjku.25.1.105](https://doi.org/10.52547/sjku.25.1.105)]

Girou 2002 {published data only}

Girou E, Loyeau S, Legrand P, Oppein F, Brun-Buisson C. Efficacy of handrubbing with alcohol based solution versus standard handwashing with antiseptic soap: randomised clinical trial. *BMJ* 2002;**325**:362.

Giuliano 2021 {published data only}

Giuliano KK, Penoyer D, Middleton A. Oral care as prevention for nonventilator hospital-acquired pneumonia: a four-unit cluster randomized study. *American Journal of Nursing* 2021;**121**(6):24-33.

Glass 2006 {published data only}

Glass K, Becker NG. Evaluation of measures to reduce international spread of SARS. *Epidemiology and Infection* 2006;**134**(5):1092-101.

Goel 2007 {published data only}

Goel S, Gupta AK, Singh A, Lenka SR. Preparations and limitations for prevention of severe acute respiratory syndrome in a tertiary care centre of India. *Journal of Hospital Infection* 2007;**66**(2):142-7.

Gomersall 2006 {published data only}

Gomersall CD, Joynt GM, Ho OM, Ip M, Yap F, Derrick JL, et al. Transmission of SARS to healthcare workers. The experience of a Hong Kong ICU. *Intensive Care Medicine* 2006;**32**(4):564-9.

Gore 2001 {published data only}

Gore J, Lambert JA. Does use of an instant hand sanitizer reduce elementary school illness absenteeism? *Journal of Family Practice* 2001;**50**(1):64.

Gostin 2003 {published data only}

Gostin LO, Bayer R, Fairchild AL. Ethical and legal challenges posed by severe acute respiratory syndrome: implications for the control of severe infectious disease threats. *JAMA* 2003;**290**(24):3229-37.

Gralton 2010 {published data only}

Gralton J, McLaws ML. Protecting healthcare workers from pandemic influenza: N95 or surgical masks? *Critical Care Medicine* 2010;**38**(2):657-67.

Guinan 2002 {published data only}

Guinan M, McGukin M, Ali Y. The effect of a comprehensive handwashing program on absenteeism in elementary schools. *American Journal of Infection Control* 2002;**30**(4):217-20.

Gupta 2005 {published data only}

Gupta AG, Moyer CA, Stern DT. The economic impact of quarantine: SARS in Toronto as a case study. *Journal of Infection* 2005;**50**(5):386-93.

Gwaltney 1982 {published data only}

Gwaltney JM Jr, Hendley JO. Transmission of experimental rhinovirus infection by contaminated surfaces. *American Journal of Epidemiology* 1982;**116**:828-33.

Han 2003 {published data only}

Han H, Li X, Qu W, Shen T, Xu F, Gao D, et al. The building and practice of the emergency isolation radiology information system at the department of radiology in polyclinic during the epidemic outbreak stage of SARS. *Beijing Da Xue Xue Bao [Journal of Peking University]* 2003;**35**(Suppl):86-8.

Hayden 1985 {published data only}

Hayden GF, Hendley JO, Gwaltney JM Jr. The effect of placebo and virucidal paper handkerchiefs on viral contamination of the hand and transmission of experimental rhinoviral infection. *Journal of Infectious Diseases* 1985;**152**(2):403-7.

Hendley 1988 {published data only}

Hendley JO, Gwaltney JM Jr. Mechanisms of transmission of rhinovirus infections. *Epidemiologic Reviews* 1988;**10**:243-58.

Hens 2009 {published data only}

Hens N, Ayele GM, Goeyvaerts N, Aerts M, Mossong J, Edmunds JW, et al. Estimating the impact of school closure on social mixing behaviour and the transmission of close contact infections in eight European countries. *BMC Infectious Diseases* 2009;**9**:187.

Heymann 2009 {published data only}

Heymann AD, Hoch I, Valinsky L, Kokia E, Steinberg DM. School closure may be effective in reducing transmission of respiratory viruses in the community. *Epidemiology and Infection* 2009;**137**(10):1369-76.

Hilburn 2003 {published data only}

Hilburn J, Hammond BS, Fendler EJ, Groziak PA. Use of alcohol hand sanitizer as an infection control strategy in an acute care facility. *American Journal of Infection Control* 2003;**31**(2):109-16.

Hilmarsson 2007 {published data only}

Hilmarsson H, Traustason BS, Kristmundsdottir T, Thormar H. Virucidal activities of medium- and long-chain fatty alcohols and lipids against respiratory syncytial virus and parainfluenza virus type 2: comparison at different pH levels. *Archives of Virology* 2007;**152**(1):2225-36.

Hirsch 2006 {published data only}

Hirsch HH, Steffen I, Francioli P, Widmer AF. Respiratory syncytial virus infections: measures in immunocompromised patients [Respiratorisches syncytial-virus (RSV)-infektion: massnahmen beim immunsupprimierten patienten]. *Praxis* 2006;**95**(3):61-6.

Ho 2003 {published data only}

Ho AS, Sung JJ, Chan-Yeung M. An outbreak of severe acute respiratory syndrome among hospital workers in a community hospital in Hong Kong. *Annals of Internal Medicine* 2003;**139**(7):564-7.

Hsieh 2007 {published data only}

Hsieh YH, King CC, Chen CW, Ho MS, Hsu SB, Wu YC. Impact of quarantine on the 2003 SARS outbreak: a retrospective modeling study. *Journal of Theoretical Biology* 2007;**244**(4):729-36.

Hugonnet 2007 {published data only}

Hugonnet S, Legros D, Roth C, Pessoa-Silva CL. Nosocomial transmission of severe acute respiratory syndrome: better quality of evidence is needed. *Clinical Infectious Diseases* 2007;**45**(12):1651.

Jiang 2003 {published data only}

* Jiang S, Huang L, Chen X, Wang J, Wu W, Yin S. Ventilation of wards and nosocomial outbreak of severe acute respiratory syndrome among healthcare workers. *Chinese Medical Journal* 2003;**116**(9):1293-7.

Jiang SP, Huang LW, Wang JF, Wu W, Yin SM, Chen WX. A study of the architectural factors and the infection rates of healthcare workers in isolation units for severe acute respiratory syndrome. *Chung-Hua Chieh Ho Ho Hu Hsi Tsa Chih [Chinese Journal of Tuberculosis & Respiratory Diseases]* 2003;**26**(10):594-7.

Johnson 2009 {published data only}

Johnson DF, Druce JD, Birch C, Grayson ML. A quantitative assessment of the efficacy of surgical and N95 masks to filter influenza virus in patients with acute influenza infection. *Clinical Infectious Diseases* 2009;**49**(2):275-7.

Jones 2005 {published data only}

Jones EW. "Co-operation in All Human Endeavour": quarantine and immigrant disease vectors in the 1918-1919 influenza pandemic in Winnipeg. *Canadian Bulletin of Medical History* 2005;**22**(1):57-82.

Physical interventions to interrupt or reduce the spread of respiratory viruses (Review)

Karakaya 2021 {published data only}

Karakaya Z, Duyu M, Yersel MN. Oral mucosal mouthwash with chlorhexidine does not reduce the incidence of ventilator-associated pneumonia in critically ill children: a randomised controlled trial. *Australian Critical Care* 2021;**35**(4):336-44. [DOI: <https://doi.org/10.1016/j.aucc.2021.06.011>]

Kawyannejad 2020 {published data only}

Kawyannejad R, Aminisaman J, Mohammadi S, Amini S, Mirzaei M, Karimpour H. Comparing the effects of orthodontol and chlorhexidine mouthwash on prevention of ventilator-associated pneumonia in patients of intensive care unit: a randomized controlled clinical trial. *Scientific Journal of Kurdistan University of Medical Sciences* 2020;**25**(1):93-104. [DOI: [10.52547/sjku.25.1.93](https://doi.org/10.52547/sjku.25.1.93)]

Kaydos-Daniels 2004 {published data only}

Kaydos-Daniels SC, Olowokure B, Chang HJ, Barwick RS, Deng JF, Lee ML, et al. Body temperature monitoring and SARS fever hotline, Taiwan. *Emerging Infectious Diseases* 2004;**10**(2):373-6.

Kelso 2009 {published data only}

Kelso JK, Milne GJ, Kelly H. Simulation suggests that rapid activation of social distancing can arrest epidemic development due to a novel strain of influenza. *BMC Public Health* 2009;**9**:117.

Khaw 2008 {published data only}

Khaw KS, Ngan Kee WD, Tam YH, Wong MK, Lee SW. Survey and evaluation of modified oxygen delivery devices used for suspected severe acute respiratory syndrome and other high-risk patients in Hong Kong. *Hong Kong Medical Journal* 2008;**14**(Suppl 5):27-31.

Kilabuko 2007 {published data only}

Kilabuko JH, Nakai S. Effects of cooking fuels on acute respiratory infections in children in Tanzania. *International Journal of Environmental Research and Public Health* 2007;**4**(4):283-8.

Kosugi 2004 {published data only}

Kosugi Y, Ishikawa T, Chimura Y, Annaka M, Shibazaki S, Adachi K, et al. Control of hospital infection of influenza: administration of neuraminidase inhibitor and cohort isolation of influenza patients. *Kansenshogaku Zasshi [Journal of the Japanese Association for Infectious Diseases]* 2004;**78**(12):995-9.

Lam 2004 {published data only}

Lam BC, Lee J, Lau YL. Hand hygiene practices in a neonatal intensive care unit: a multimodal intervention and impact on nosocomial infection. *Pediatrics* 2004;**114**(5):e565-71.

Lange 2004 {published data only}

Lange JH. Use of disposable face masks for public health protection against SARS. *Journal of Epidemiology and Community Health* 2004;**58**(5):434.

Larson 2004a {published data only}

Larson EL, Lin SX, Gomez-Pichardo C, Della-Latta P. Effect of antibacterial home cleaning and handwashing products on

infectious disease symptoms: a randomized, double-blind trial. *Annals of Internal Medicine* 2004;**140**(5):321-9.

Larson 2004b {published data only}

Larson EL, Lin SX, Gomez-Pichardo C, Della-Latta P. Effect of antibacterial home cleaning and handwashing products on infectious disease symptoms: a randomized, double-blind trial. *Annals of Internal Medicine* 2004;**140**(5):321-9.

Larson 2005 {published data only}

Larson EL, Cimiotti J, Haas J, Parides M, Nesin M, Della-Latta P, et al. Effect of antiseptic handwashing vs alcohol sanitizer on health care-associated infections in neonatal intensive care units. *Archives of Pediatrics & Adolescent Medicine* 2005;**159**(4):377-83.

Lau 2004 {published data only}

Lau JT, Yang X, Tsui HY, Pang E. SARS related preventive and risk behaviours practised by Hong Kong-mainland China cross border travellers during the outbreak of the SARS epidemic in Hong Kong. *Journal of Epidemiology and Community Health* 2004;**58**(12):988-96.

Lau 2005 {published data only}

Lau JT, Leung PC, Wong EL, Fong C, Cheng KF, Zhang SC, et al. The use of an herbal formula by hospital care workers during the severe acute respiratory syndrome epidemic in Hong Kong to prevent severe acute respiratory syndrome transmission, relieve influenza-related symptoms, and improve quality of life: a prospective cohort study. *Alternative & Complementary Medicine* 2005;**11**(1):49-55.

Lee 2005 {published data only}

Lee GM, Salomon JA, Friedman JF, Hibberd PL, Ross-Degnan D, Zasloff E, et al. Illness transmission in the home: a possible role for alcohol-based hand gels. *Pediatrics* 2005;**115**(4):852-60.

Lee 2010 {published data only}

Lee VJ, Yap J, Cook AR, Chen MI, Tay JK, Barr I, et al. Effectiveness of public health measures in mitigating pandemic influenza spread: a prospective sero-epidemiological cohort study. *Journal of Infectious Diseases* 2010;**202**(9):1319-26.

Lennell 2008 {published data only}

Lennell A, Kuhlmann-Berenzon S, Geli P, Hedin K, Petersson C, Cars O, et al. Alcohol-based hand-disinfection reduced children's absence from Swedish day care centers. *Acta Paediatrica* 2008;**97**(12):1672-80.

Lim 2022 {published data only}

Lim NA, Teng O, Ng CY, Bao LX, Tambyah PA, Quek AM, et al. Repurposing povidone-iodine to reduce the risk of SARS-CoV-2 infection and transmission: a narrative review. *Annals of Medicine* 2022;**54**(1):1488-99. [DOI: [10.1080/07853890.2022.2076902](https://doi.org/10.1080/07853890.2022.2076902)]

Lipsitch 2003 {published data only}

Lipsitch M, Cohen T, Cooper B, Robins JM, Ma S, James L, et al. Transmission dynamics and control of severe acute respiratory syndrome. *Science* 2003;**300**(5627):1966-70.

Physical interventions to interrupt or reduce the spread of respiratory viruses (Review)

Luckingham 1984 {published data only}

Luckingham B. To mask or not to mask: a note on the 1918 Spanish influenza epidemic in Tucson. *Journal of Arizona History* 1984;**25**(2):191-204.

Ma 2004 {published data only}

Ma HJ, Wang HW, Fang LQ, Jiang JF, Wei MT, Liu W, et al. A case-control study on the risk factors of severe acute respiratory syndromes among health care workers. *Chung-Hua Liu Hsing Ping Hsueh Tsa Chih [Chinese Journal of Epidemiology]* 2004;**25**(9):741-4.

MacIntyre 2010 {published data only}

MacIntyre CR. Cluster randomised controlled trial: hand hygiene and face mask use within 36 hours of index patient symptom onset reduces flu transmission to household contacts. *Evidence-Based Medicine* 2010;**15**(2):48-9.

Malaczek 2022 {published data only}

Maleczek M, Toemboel F, Van Erp M, Thalhammer F, Rössler B. Reusable respirators as personal protective equipment in clinical practice: User experience in times of a pandemic. *Wiener Klinische Wochenschrift* 2022;**134**(13-4):522-8.

Malone 2009 {published data only}

Malone JD, Brigantic R, Muller GA, Gadgil A, Delp W, McMahon BH, et al. U.S. airport entry screening in response to pandemic influenza: modeling and analysis. *Travel Medicine and Infectious Disease* 2009;**7**(4):181-91.

Marin 1991 {published data only}

Marin J, Dragas AZ, Mavsar B. Virus permeability of protective gloves used in medical practice. *Zentralblatt für Hygiene und Umweltmedizin [International Journal of Hygiene and Environmental Medicine]* 1991;**191**(5-6):516-22.

McSweeney 2007 {published data only}

McSweeney K, Colman A, Fancourt N, Parnell M, Stantiall S, Rice G, et al. Was rurality protective in the 1918 influenza pandemic in New Zealand? *New Zealand Medical Journal* 2007;**120**(1256):2579.

Meister 2022 {published data only}

Meister TL, Gottsauner JM, Schmidt B, Heinen N, Todt D, Audebert F, et al. Mouthrinses against SARS-CoV-2 - high antiviral effectivity by membrane disruption in vitro translates to mild effects in a randomized placebo-controlled clinical trial. *Virus Research* 2022;**316**:198791.

Mielke 2009 {published data only}

Mielke M, Nassauer A. Pandemic influenza: nonpharmaceutical protective measures in ambulatory care. *Fortschritte der Medizin* 2009;**151**(40):32-4.

Mikolajczyk 2008 {published data only}

Mikolajczyk RT, Akmatov MK, Rastin S, Kretzschmar M. Social contacts of school children and the transmission of respiratory-spread pathogens. *Epidemiology and Infection* 2008;**136**(6):813-22.

Mo 2022 {published data only}

Mo Y, Pham TM, Lim C, Horby P, Stewardson AJ, Harbarth S, et al. The effect of hand hygiene frequency on reducing acute respiratory infections in the community: a meta-analysis. *Epidemiology and Infection* 2022;**150**:e79. [DOI: [10.1017/S0950268822000516](https://doi.org/10.1017/S0950268822000516)]

Monsma 1992 {published data only}

Monsma M, Day R, St Arnaud S. Handwashing. *Journal of School Health* 1992;**62**(3):109-11.

Montero-Vilchez 2022 {published data only}

Montero-Vilchez T, Martinez-Lopez A, Cuenca-Barrales C, Quiñones-Vico MI, Sierra-Sanchez A, Molina-Leyva A, et al. Assessment of hand hygiene strategies on skin barrier function during COVID-19 pandemic: a randomized clinical trial. *Contact Dermatitis* 2022;**86**(4):276-85. [DOI: [10.1111/cod.14034](https://doi.org/10.1111/cod.14034)]

Munoz-Basagoiti 2022 {published data only}

Muñoz-Basagoiti J, Alemany A, Perez-Zsolt D, Ouchi D, Raich-Regué D, Trinité B, et al. Cetylpyridinium chloride mouthwashes to reduce the shedding of viable SARS-CoV-2. *Topics in Antiviral Medicine* 2022;**30**(Suppl 1):181-2.

Nandrup-Bus 2009 {published data only}

Nandrup-Bus I. Mandatory handwashing in elementary schools reduces absenteeism due to infectious illness among pupils: a pilot intervention study. *American Journal of Infection Control* 2009;**37**(10):820-6.

Nishiura 2009 {published data only}

Nishiura H, Wilson N, Baker MG. Quarantine for pandemic influenza control at the borders of small island nations. *BMC Infectious Diseases* 2009;**9**:27.

O'Callaghan 1993 {published data only}

O'Callaghan CA. Prevention of nosocomial respiratory syncytial virus infection. *Lancet* 1993;**341**(8838):182.

Olsen 2003 {published data only}

Olsen SJ, Chang HL, Cheung TY, Tang AF, Fisk TL, Ooi SP. Transmission of the severe acute respiratory syndrome on aircraft. *New England Journal of Medicine* 2003;**349**(25):2416-22.

Ooi 2005 {published data only}

Ooi PL, Lim S, Chew SK. Use of quarantine in the control of SARS in Singapore. *American Journal of Infection Control* 2005;**33**(5):252-7.

Orellano 2010 {published data only}

Orellano PW, Grassi A, Reynoso JI, Palmieri A, Uez O, Carlino O. Impact of school closings on the influenza A (H1N1) outbreak in Tierra del Fuego, Argentina. *Pan American Journal of Public Health* 2010;**27**(3):226-9.

Panchabhai 2009 {published data only}

Panchabhai TS, Dangayach NS, Krishnan A, Kothari VM, Karnad KR. Oropharyngeal cleansing with 0.2% chlorhexidine for prevention of nosocomial pneumonia in critically ill patients: an open-label randomized trial with 0.01% potassium permanganate as control. *Chest* 2009;**135**(5):1150-6.

Physical interventions to interrupt or reduce the spread of respiratory viruses (Review)

Pang 2004 {published data only}

Pang XH, Liu DL, Gong XH, Xu FJ, Liu ZJ, Zhang Z, et al. Study on the risk factors related to severe acute respiratory syndrome among close contacts in Beijing. *Chung-Hua Liu Hsing Ping Hsueh Tsa Chih [Chinese Journal of Epidemiology]* 2004;**25**(8):674-6.

Patel 2012 {published data only}

Patel MK, Harris JR, Juliao P, Nygren B, Were V, Kola S, et al. Impact of a hygiene curriculum and the installation of simple handwashing and drinking water stations in rural Kenyan primary schools on student health and hygiene practices. *American Journal of Tropical Medicine and Hygiene* 2012;**87**(4):594-601.

Pittet 2000 {published data only}

Pittet D, Hugonnet S, Harbarth S, Mourouga P, Sauvan V, Touveneau S, et al. Effectiveness of a hospital-wide programme to improve compliance with hand hygiene. Infection Control Programme (Erratum in: Lancet 2000 Dec 23-30;356(9248):2196). *Lancet* 2000;**356**(9238):1307-12.

Prasad 2004 {published data only}

Prasad GV, Nash MM, Zaltzman JS. Handwashing precautions taken by renal transplant recipients for severe acute respiratory syndrome. *Transplantation* 2004;**77**(12):1917.

Rabenau 2005 {published data only}

Rabenau HF, Kampf G, Cinatl J, Doerr HW. Efficacy of various disinfectants against SARS coronavirus. *Journal of Hospital Infection* 2005;**61**(2):107-11.

Reynolds 2008 {published data only}

Reynolds DL, Garay JR, Deamond SL, Moran MK, Gold W, Styra R. Understanding, compliance and psychological impact of the SARS quarantine experience. *Epidemiology and Infection* 2008;**136**(7):997-1007.

Richardson 2010 {published data only}

Richardson A, Hofacre K. Comparison of filtration efficiency of a N95 filtering facepiece respirator and surgical mask against viral aerosols. *American Journal of Infection Control* 2010;**38**(5):E20.

Riley 2003 {published data only}

Riley S, Fraser C, Donnelly CA, Ghani AC, Abu-Raddad LJ, Hedley AJ. Transmission dynamics of the etiological agent of SARS in Hong Kong: impact of public health interventions. *Science* 2003;**300**(5627):1961-6.

Rodriguez 2009 {published data only}

Rodriguez CV, Rietberg K, Baer A, Kwan-Gett T, Duchin J. Association between school closure and subsequent absenteeism during a seasonal influenza epidemic. *Epidemiology* 2009;**20**(6):787-92.

Rosen 2006 {published data only}

Rosen L, Manor O, Engelhard D, Brody D, Rosen B, Peleg H, et al. Can a handwashing intervention make a difference? Results from a randomized controlled trial in Jerusalem preschools. *Preventive Medicine* 2006;**42**(1):27-32.

Rosenthal 2005 {published data only}

Rosenthal VD, Guzman S, Safdar N. Reduction in nosocomial infection with improved hand hygiene in intensive care units of a tertiary care hospital in Argentina. *American Journal of Infection Control* 2005;**33**(7):392-7.

Safiulin 1972 {published data only}

Safiulin AA. UV sanitation of the air and surfaces for the purpose of preventing in-hospital viral respiratory infections. *Gigiena i Sanitariia* 1972;**37**(10):99-101.

Sanchez Barrueco 2022 {published data only}

Sánchez Barrueco Á, Mateos-Moreno MV, Martínez-Beneyto Y, García-Vázquez E, Campos González A, Zapardiel Ferrero J, et al. Effect of oral antiseptics in reducing SARS-CoV-2 infectivity: evidence from a randomized double-blind clinical trial. *Emerging Microbes & Infections* 2022;**11**(1):1833-42. [DOI: [10.1080/22221751.2022.2098059](https://doi.org/10.1080/22221751.2022.2098059)]

Sandrock 2008 {published data only}

Sandrock C, Stollenwerk N. Acute febrile respiratory illness in the ICU: reducing disease transmission. *Chest* 2008;**133**(5):1221-31.

Sattar 2000 {published data only}

Sattar SA, Abebe M, Bueti AJ, Jampani H, Newman J, Hua S. Activity of an alcohol-based hand gel against human adenovirus, rhinovirus, and rotaviruses using the fingerpad method. *Infection Control and Hospital Epidemiology* 2000;**21**(8):516-9.

Schull 2007 {published data only}

Schull MJ, Stukel TA, Vermeulen MJ, Zwarenstein M, Alter DA, Manuel DG, et al. Effect of widespread restrictions on the use of hospital services during an outbreak of severe acute respiratory syndrome. *CMAJ* 2007;**176**(13):1827-32.

Seal 2010 {published data only}

Seal LA, Slade B, Cargill I, Aust D. Persistence factors in handwashes. *American Journal of Infection Control* 2010;**38**(5):E18-9.

Seale 2009 {published data only}

Seale H, Corbett S, Dwyer DE, MacIntyre CR. Feasibility exercise to evaluate the use of particulate respirators by emergency department staff during the 2007 influenza season. *Infection Control and Hospital Epidemiology* 2009;**30**(7):710-2.

Seneviratne 2021 {published data only}

Seneviratne C, Balan P, Ko K, Udawatte NS, Lai D, Ng D, et al. Efficacy of commercial mouth-rinses on SARS-CoV-2 viral load in saliva: randomized control trial in Singapore. *Infection* 2021;**49**:305-11. [DOI: [10.1007/s15010-020-01563-9](https://doi.org/10.1007/s15010-020-01563-9)]

Sevinc Gul 2022 {published data only}

Sevinç Gül SN, Dilsiz A, Sağlık İ, Aydın NN. Effect of oral antiseptics on the viral load of SARS-CoV-2: a randomized controlled trial. *Dental and Medical Problems* 2022;**59**(3):357-63.

Sizun 1996 {published data only}

Sizun J, Baron R, Soupre D, Giroux JD, de Parscau L. Nosocomial infections due to syncytial respiratory virus: which hygienic measures. *Archives de Pediatrie* 1996;**3**(7):723-7.

Slayton 2016 {published data only}

Slayton RB, Murphy JL, Morris J, Faith SH, Oremo J, Odhiambo A, et al. A cluster randomized controlled evaluation of the health impact of a novel antimicrobial hand towel on the health of children under 2 years old in rural communities in Nyanza Province, Kenya. *American Journal of Tropical Medicine and Hygiene* 2016;**94**(2):437-44.

Stebbins 2009 {published data only}

Stebbins S, Downs JS, Vukotich CJ. Using nonpharmaceutical interventions to prevent influenza transmission in elementary school children: parent and teacher perspectives. *Journal of Public Health Management and Practice* 2009;**15**(2):112-7.

Stedman-Smith 2015 {published data only}

Stedman-Smith M, DuBois CL, Grey SF, Kingsbury DM, Shakya S, Scofield J, et al. Outcomes of a pilot hand hygiene randomized cluster trial to reduce communicable infections among US office-based employees. *Journal of Occupational and Environmental Medicine* 2015;**57**(4):374-80.

Stoner 2007 {published data only}

Stoner MJ, Cohen DM, Fernandez S, Bonsu BK. Physician handwashing: what do parents want? *Journal of Hospital Infection* 2007;**65**(2):112-6.

Stukel 2008 {published data only}

Stukel TA, Schull MJ, Guttman A, Alter DA, Li P, Vermeulen MJ, et al. Health impact of hospital restrictions on seriously ill hospitalized patients: lessons from the Toronto SARS outbreak. *Medical Care* 2008;**46**(9):991-7.

Svoboda 2004 {published data only}

Svoboda T, Henry B, Shulman L, Kennedy E, Rea E, Ng W, et al. Public health measures to control the spread of the severe acute respiratory syndrome during the outbreak in Toronto. *New England Journal of Medicine* 2004;**350**(23):2353-61.

Tracht 2010 {published data only}

Tracht SM, Del Valle SY, Hyman JM. Mathematical modeling of the effectiveness of facemasks in reducing the spread of novel influenza a (H1N1). *PLOS One* 2010;**5**(2):e9018.

Ueno 1990 {published data only}

Ueno T, Saijo K. Prevention of adenovirus infection and antiviral activity of a hand disinfectant, Welpas. *Nippon Ganka Gakkai Zasshi* 1990;**94**(1):44-8.

Uhari 1999 {published data only}

Uhari M, Mottonen M. An open randomized controlled trial of infection prevention in child day-care centers. *Pediatric Infectious Disease Journal* 1999;**18**(8):672-7.

van der Sande 2008 {published data only}

van der Sande M, Teunis P, Sabel R. Professional and home-made face masks reduce exposure to respiratory infections among the general population. *PLOS One* 2008;**3**(7):e2618.

Vessey 2007 {published data only}

Vessey JA, Sherwood JJ, Warner D, Clark D. Comparing hand washing to hand sanitizers in reducing elementary school students' absenteeism. *Pediatric Nursing* 2007;**33**(4):368-72.

Viscusi 2009a {published data only}

Viscusi DJ, Bergman M, Sinkule E, Shaffer RE. Evaluation of the filtration performance of 21 N95 filtering face piece respirators after prolonged storage. *American Journal of Infection Control* 2009;**37**(5):381-6.

Viscusi 2009b {published data only}

Viscusi DJ, Bergman MS, Eimer BC, Shaffer RE. Evaluation of five decontamination methods for filtering facepiece respirators. *Annals of Occupational Hygiene* 2009;**53**(8):815-27.

Wang 2003 {published data only}

Wang JX, Feng HY, Liu D, Zhang ZL, Shan AL, Zhu XJ, et al. Epidemiological characteristics of severe acute respiratory syndrome in Tianjin and the assessment of effectiveness on measures of control. *Chung-Hua Liu Hsing Ping Hsueh Tsa Chih [Chinese Journal of Epidemiology]* 2003;**24**(7):565-9.

Wang 2005 {published data only}

Wang HW, He J, Zhang PH, Tang F, Wang TB, Luan YH, et al. A case-control study on the mxA polymorphisms and susceptibility to severe acute respiratory syndromes. *Chung-Hua Liu Hsing Ping Hsueh Tsa Chih [Chinese Journal of Epidemiology]* 2005;**26**(8):574-7.

Weber 2004 {published data only}

Weber JT, Hughes JM. Beyond Semmelweis: moving infection control into the community. *Annals of Internal Medicine* 2004;**140**(5):397-8.

Wen 2010 {published data only}

Wen Z, Lu J, Li J, Li N, Zhao J, Wang J, et al. Determining the filtration efficiency of half-face medical protection mask (N99) against viral aerosol. *Aerobiologia* 2010;**26**(3):245-51.

White 2005 {published data only}

White C, Kolble R, Carlson R, Lipson N. The impact of a health campaign on hand hygiene and upper respiratory illness among college students living in residence halls. *Journal of American College Health* 2005;**53**(4):175-81.

Wilczynski 1997 {published data only}

Wilczynski J, Torbicka E, Brzozowska-Binda A, Szymanska U. Breast feeding for prevention of viral acute respiratory diseases in infants. *Medycyna Doswiadczalna i Mikrobiologia* 1997;**49**(3-4):199-206.

Wilder-Smith 2003 {published data only}

Wilder-Smith A, Paton NI, Goh KT. Low risk of transmission of severe acute respiratory syndrome on airplanes: the

Singapore experience. *Tropical Medicine and International Health* 2003;**8**(11):1035-7. [MEDLINE: 14629772]

Wilder-Smith 2005 {published data only}

Wilder-Smith A, Low JG. Risk of respiratory infections in health care workers: lessons on infection control emerge from the SARS outbreak. *Southeast Asian Journal of Tropical Medicine and Public Health* 2005;**36**(2):481-8.

Wong 2005 {published data only}

Wong TW, Tam WW. Handwashing practice and the use of personal protective equipment among medical students after the SARS epidemic in Hong Kong. *American Journal of Infection Control* 2005;**33**(10):580-6.

Yen 2010 {published data only}

Yen M-Y, Lu Y-C, Huang P-H, Chen C-M, Chen Y-C, Lin YE. Quantitative evaluation of infection control models in the prevention of nosocomial transmission of SARS virus to healthcare workers: implication to nosocomial viral infection control for healthcare workers. *Scandinavian Journal of Infectious Diseases* 2010;**42**(6-7):510-5.

Yu 2004 {published data only}

Yu IT, Li Y, Wong TW, Tam W, Chan AT, Lee JH, et al. Evidence of airborne transmission of the severe acute respiratory syndrome virus. *New England Journal of Medicine* 2004;**350**(17):1731-9.

Zamora 2006 {published data only}

Zamora JE, Murdoch J, Simchison B, Day AG. Contamination: a comparison of 2 personal protective systems. *Canadian Medical Association Journal* 2006;**175**(3):249-54.

Zhai 2007 {published data only}

Zhai S, Liu W, Yan B. Recent patents on treatment of severe acute respiratory syndrome (SARS). *Recent Patents on Anti-infective Drug Discovery* 2007;**2**(1):1-10.

Zhao 2003 {published data only}

Zhao Z, Zhang F, Xu M, Huang K, Zhong W, Cai W, et al. Description and clinical treatment of an early outbreak of severe acute respiratory syndrome (SARS) in Guangzhou, PR China. *Journal of Medical Microbiology* 2003;**52**(8):715-20.

References to studies awaiting assessment

Contreras 2022 {published data only}

Contreras JD, Islam M, Mertens A, Pickering AJ, Arnold BF, Benjamin-Chung J, et al. Evaluation of an on-site sanitation intervention against childhood diarrhea and acute respiratory infection 1 to 3.5 years after implementation: extended follow-up of a cluster-randomized controlled trial in rural Bangladesh. *PLOS Medicine* 2022;**19**(8):e1004041.

Croke 2022 {published data only}

Croke K, Coville A, Mvukiyeye E, Dohou CJ, Zibika J-P, Stanus GhibL, et al. Effects of a community-driven water, sanitation, and hygiene program on Covid-19 symptoms, vaccine acceptance, and non-Covid illnesses: a cluster-randomized controlled trial in rural Democratic Republic of Congo. *Tropical*

Medicine & International Health 2022;**27**(9):795-802. [DOI: [10.1111/tmi.13799](https://doi.org/10.1111/tmi.13799)]

Delauguerre 2022 {published data only}

Delauguerre C, Foissac F, Abdoul H, Masson G, Choupeaux L, Dufour E, et al. Prevention of SARS-CoV-2 transmission during a large, live, indoor gathering (SPRING): a non-inferiority, randomised, controlled trial. *Lancet Infectious Diseases* 2022;**22**:341-8.

Loeb 2022 {published data only}

* Loeb M, Bartholomew A, Hashmi M, Tarhuni W, Hassany M, Youngster M, et al. Medical masks versus N95 respirators for preventing COVID-19 among health care workers. A randomized trial. *Annals of Internal Medicine* 2022;**0**:0. [DOI: [10.7326/M22-1966](https://doi.org/10.7326/M22-1966)]

NCT04296643. Medical masks vs N95 respirators for COVID-19. [Clinicaltrials.gov/show/NCT04296643](https://clinicaltrials.gov/show/NCT04296643) first received March 5, 2020.

Varela 2022 {published data only}

Varela AR, Gurruchaga AP, Restrepo SR, Martin JD, Landazabal YD, Tamayo-Cabeza G, et al. Effectiveness and adherence to closed face shields in the prevention of COVID-19 transmission: a non-inferiority randomized controlled trial in a middle-income setting (COVPROSHIELD). *Trials* 2022;**23**(1):698. [DOI: [10.1186/s13063-022-06606-0](https://doi.org/10.1186/s13063-022-06606-0)]

References to ongoing studies

Brass 2021 {published data only}

Brass A, Shoubridge A, Crotty M, Morawska L, Bell S, Qiao M, et al. Prevention of SARS-CoV-2 (COVID-19) transmission in residential aged care using ultraviolet light (PETRA): a two-arm crossover randomised controlled trial protocol. *BMC Infectious Diseases* 2021;**21**:967. [DOI: <https://doi.org/10.1186/s12879-021-06659-7>]

NCT03454009 {published data only}

NCT03454009. Kent State University / Price Chopper Wellness Promotion Study. clinicaltrials.gov/show/NCT03454009 (first date received March 5 2018).

NCT04267952 {published data only}

NCT04267952. Hand hygiene intervention program on primary school students' health outcomes and absenteeism in school. [Clinicaltrials.gov/show/NCT04267952](https://clinicaltrials.gov/show/NCT04267952) (first received Feb 13 2020).

NCT04471766 {published data only}

NCT04471766. Locally produced cloth face mask and COVID-19 like illness prevention. clinicaltrials.gov/ct2/show/NCT04471766 (first received July 15, 2020). [TRIAL REGISTRY: NCT04471766]

Additional references

Abaluck 2021a

Abaluck J, Kwong LH, Styczynski A, Haque A, Kabir MA, Bates-Jeffries E, et al. Can face masks reduce transmission of SARS-CoV-2 in Bangladesh? A cluster randomized controlled trial. osf.io/23mws/ accessed 13 June 2022.

Abaluck 2021b

Abaluck J, Kwong LH, Styczynski A, Haque A, Kabir MA, Bates-Jeffries E, et al. The impact of community masking on COVID-19: a cluster-randomized trial in Bangladesh. CEGA Working Paper Series No. WPS-179 2021 (accessed 13 June 2022). [DOI: [10.26085/C3FS3C](https://doi.org/10.26085/C3FS3C)]

ACTRN12610000887077

ACTRN12610000887077. Face masks in the protection of healthcare workers to pandemic influenza and emerging infections [Economic, social and cross cultural issues in non-pharmaceutical protection of front line responders to pandemic influenza and emerging infections]. www.anzctr.org.au/Trial/Registration/TrialReview.aspx?id=336078 (first received 18 October).

Aiello 2002

Aiello AE, Larson EL. What is the evidence for a causal link between hygiene and infections? *Lancet* 2002;**2**(2):103-10.

Ammann 2022

Ammann P, Ulyte A, Haile SR, Puhana MA, Kriemler S, Radtke T. Perceptions towards mask use in school children during the SARS-CoV-2 pandemic: the Ciao Corona Study. *Swiss Medical Weekly* 2022;**152**:w30165.

Arnold 2013

Arnold BF, Null C, Luby S, Unicomb L, Stewart CP, Dewey KG, et al. Cluster-randomised controlled trials of individual and combined water, sanitation, hygiene and nutritional interventions in rural Bangladesh and Kenya: the WASH benefits study design and rationale. *BMJ Open* 2013;**3**:e003476.

Atkins 2004

Atkins D, Best D, Briss PA, Eccles M, Falck-Ytter Y, Flottorp S, et al, GRADE Working Group. Grading quality of evidence and strength of recommendations. *BMJ* 2004;**328**(7454):1490.

Bartoszko 2020

Bartoszko JJ, Farooqi MA, Alhazzani W, Loeb M. Medical masks vs N95 respirators for preventing COVID-19 in healthcare workers: a systematic review and meta-analysis of randomized trials. *Influenza and Other Respiratory Viruses* 2020;**14**(4):365-73. [DOI: [10.1111/irv.12745](https://doi.org/10.1111/irv.12745)] [PMID: 32246890]

Bonn 1997

Bonn D. Spared an influenza pandemic for another year? *Lancet* 1997;**349**(9044):36.

Bootsma 2007

Bootsma MC, Ferguson NM. The effect of public health measures on the 1918 influenza pandemic in U.S. cities. *Proceedings of the National Academy of Sciences of the United*

States of America (PNAS) 2007;**E-pub ahead of print**:1-6. [DOI: [10.1073/pnas.0611071104](https://doi.org/10.1073/pnas.0611071104)]

Broderick 2008

Broderick MP, Hansen CJ, Russell KL. Exploration of the effectiveness of social distancing on respiratory pathogen transmission implicates environmental contributions. *Journal of Infectious Diseases* 2008;**198**(10):1420-6. [DOI: [10.1086/592711](https://doi.org/10.1086/592711)]

Brosseau 2020

Brosseau LM, Sietsema M. Masks-for-all for COVID-19 not based on sound data. www.cidrap.umn.edu/news-perspective/2020/04/commentary-masks-all-covid-19-not-based-sound-data (accessed 20 April 2020).

Bundgaard 2020

Bundgaard H, Bundgaard JS, Raaschou-Pedersen DE, Mariager AF, Schytte N, von Buchwald C. Face masks for the prevention of COVID-19 - Rationale and design of the randomised controlled trial DANMASK-19. *Danish Medical Journal* 2020;**67**(9):A05200363.

Byambasuren 2021

Byambasuren O, Beller E, Clark J, Collignon P, Glasziou P. The effect of eye protection on SARS-CoV-2 transmission: a systematic review. *Antimicrobial Resistance & Infection Control* 2021;**10**(1):156. [DOI: [10.1186/s13756-021-01025-3](https://doi.org/10.1186/s13756-021-01025-3)]

Cassell 2006

Cassell MM, Halperin DT, Shelton JD, Stanton D. Risk compensation: the achilles' heel of innovations in HIV prevention? *BMJ* 2006;**332**:605-7.

CDC 2005a

Centers for Disease Control and Prevention. Infection control guidance for the prevention and control of influenza in acute-care facilities. www.cdc.gov/flu/professionals/infectioncontrol/healthcarefacilities.htm (accessed 3 March 2006).

CDC 2005b

Centers for Disease Control and Prevention. 2004-2005 Interim guidance for the use of masks to control influenza transmission. www.cdc.gov/flu/professionals/infectioncontrol/maskguidance.htm (accessed 3 March 2006).

Chard 2018

Chard AN, Freeman MC. Design, intervention fidelity, and behavioral outcomes of a school-based water, sanitation, and hygiene cluster-randomized trial in Laos. *International Journal of Environmental Research and Public Health* 2018;**15**(4):570.

Christensen 2015

Christensen G, Dentz HN, Pickering AJ, Bourdier T, Arnold BF, Colford JM Jr. Pilot cluster randomized controlled trials to evaluate adoption of water, sanitation, and hygiene interventions and their combination in rural western Kenya. *American Journal of Tropical Medicine and Hygiene* 2015;**92**(2):437-47.

Physical interventions to interrupt or reduce the spread of respiratory viruses (Review)

Chu 2020

Chu DK, Akl EA, Duda S, Solo K, Yaacoub S, Schünemann HJ. Physical distancing, face masks, and eye protection to prevent person-to-person transmission of SARS-CoV-2 and COVID-19: a systematic review and meta-analysis. *Lancet* 2020;**395**(10242):1973-87. [DOI: [10.1016/S0140-6736\(20\)31142-9](https://doi.org/10.1016/S0140-6736(20)31142-9)]

Claessen 2008

Claessen J-P, Bates S, Sherlock K, Seeparsand F, Wright R. Designing interventions to improve tooth brushing. *International Dental Journal* 2008;**58**(Suppl 5):307-20.

Clark 2020

Clark JM, Sanders S, Carter M, Honeyman D, Cleo G, Auld Y, et al. Improving the translation of search strategies using the Polyglot Search Translator: a randomized controlled trial. *Journal of the Medical Library Association* 2020;**108**(2):195-207.

Coroiu 2021

Coroiu A, Moran C, Lindsay BL, Geller AC. Parent-for-child mask behavior during the COVID-19 pandemic in Canada and the United States: an investigation of attitudes, norms, and perceived control using the theory of planned behavior. *Preventive Medicine Reports* 2021;**24**:101533. [DOI: [10.1016/j.pmedr.2021.101533](https://doi.org/10.1016/j.pmedr.2021.101533)]

Curtis 2001

Curtis V, Biran A. Dirt, disgust, and disease: Is hygiene in our genes? *Perspectives in Biology and Medicine* 2001;**44**(1):17-31.

Demicheli 2018a

Demicheli V, Jefferson T, Ferroni E, Rivetti A, Di Pietrantonj C. Vaccines for preventing influenza in healthy adults. *Cochrane Database of Systematic Reviews* 2018, Issue 2. Art. No: CD001269. [DOI: [10.1002/14651858.CD001269.pub6](https://doi.org/10.1002/14651858.CD001269.pub6)]

Demicheli 2018b

Demicheli V, Jefferson T, Di Pietrantonj C, Ferroni E, Thorning S, Thomas RE, et al. Vaccines for preventing influenza in the elderly. *Cochrane Database of Systematic Reviews* 2018, Issue 2. Art. No: CD004876. [DOI: [10.1002/14651858.CD004876.pub4](https://doi.org/10.1002/14651858.CD004876.pub4)]

Denford 2022

Denford S, Towler L, Ali B, Treneman-Evans G, Bloomer R, Peto TE, et al. Feasibility and acceptability of daily testing at school as an alternative to self-isolation following close contact with a confirmed case of COVID-19: a qualitative analysis. *BMC Public Health* 2022;**22**:742.

Dentz 2017

Dentz H, Null C, Pickering A, Stewart C. WASH Benefits Kenya randomized controlled trial - implementation paper & documents. <https://osf.io/26r59/> 2017.

Dreibelbis 2013

Dreibelbis R, Winch PJ, Leontsini E, Hullah KR, Ram PK, Unicomb L, et al. The integrated behavioural model for water, sanitation, and hygiene: a systematic review of behavioural models and a framework for designing and evaluating

behaviour change interventions in infrastructure restricted settings. *BMC Public Health* 2013;**13**:1015.

Elflein 2019

Elflein J. Number of influenza cases in the United States from 2010-2017. www.statista.com/statistics/861113/estimated-number-of-flu-cases-us/ (accessed prior to 2 November 2020).

Ellis 2010

Ellis M. Evaluating strategies to prevent methicillin-resistant Staphylococcus Aureus skin and soft tissue infections in military trainees (Methicillin-resistant Staphylococcus Aureus (MRSA) skin and soft tissue infection (SSTI) prevention in military trainees]. clinicaltrials.gov/ct2/show/study/NCT01105767 April 16, 2010.

Erasmus 2011

Erasmus V, Huis A, Oenema A, Van Empelen P, Boog MC, Van Beeck EH, et al. The ACCOMPLISH study. A cluster randomised trial on the cost-effectiveness of a multicomponent intervention to improve hand hygiene compliance and reduce healthcare associated infections. *BMC Public Health [Internet]* 2011;**11**:721.

Fong 2020

Fong MW, Gao H, Wong JY, Xiao J, Shiu EY, Ryu S, et al. Nonpharmaceutical measures for pandemic influenza in nonhealthcare settings - social distancing measures. *Emerging Infectious Diseases* 2020;**26**(5):976-84.

Fretheim 2022b

Fretheim A, Elgersma IH, Helleve A, Elstrøm P, Kacelnik O, Hemkens LG. Glasses against transmission of 1 SARS-CoV-2 in the community (GLASSY): a pragmatic randomized trial. medRxiv preprint:(accessed 20 September 2022). [DOI: [10.1101/2022.07.31.22278223](https://doi.org/10.1101/2022.07.31.22278223)]

Fung 2006

Fung IC, Cairncross S. Effectiveness of handwashing in preventing SARS: a review. *Tropical Medicine and International Health* 2006;**11**(11):1749-58.

Glanz 2008

Glanz K, Rimer BK, Viswanath K, editors. Health Behavior and Health Education: Theory, Research, and Practice. 4th edition. San Francisco (CA): Jossey-Bass, 2008.

GRADEpro GDT [Computer program]

McMaster University (developed by Evidence Prime) GRADEpro GDT. Version accessed 27 April 2020. Hamilton (ON): McMaster University (developed by Evidence Prime), 2015. Available at grade.pro.

Greenhalgh 2020

Greenhalgh T, Schmid MB, Czypionka T, Bassler D, Gruer L. Face masks for the public during the covid-19 crisis. *BMJ* 2020;**369**:m1435.

Hartinger 2011

Hartinger SM, Lanata CF, Hattendorf J, Gil AI, Verastegui H, Ochoa T, et al. A community randomised controlled trial evaluating a home-based environmental intervention package

of improved stoves, solar water disinfection and kitchen sinks in rural Peru: Rationale, trial design and baseline findings. *Contemporary Clinical Trials* 2011;**32**(6):864–73.

Hartinger 2012

Hartinger SM, Lanata CF, Gil AI, Hattendorf J, Verastegui H, Mäusezahl D. Combining interventions: Improved chimney stoves, kitchen sinks and solar disinfection of drinking water and kitchen clothes to improve home hygiene in rural Peru. *Field Actions Science Report* <http://factsreports.revues.org/1627> accessed 3 May 2013;**6**:1 SPL.

Higgins 2002

Higgins JP, Thompson SG. Quantifying heterogeneity in a meta-analysis. *Statistics in Medicine* 2002;**21**(11):1539–58.

Higgins 2003

Higgins JP, Thompson SG, Deeks JJ, Altman DG. Measuring inconsistency in meta-analyses. *BMJ* 2003;**327**(7414):557–60.

Higgins 2011

Higgins JP, Green S, editor(s). *Cochrane Handbook for Systematic Reviews of Interventions* Version 5.1.0 (updated March 2011). The Cochrane Collaboration, 2011. Available from training.cochrane.org/handbook/archive/v5.1/.

Higgins 2021a

Higgins JP, Eldridge S, Li T. Chapter 23.1.5 Approximate analyses of cluster-randomized trials for a meta-analysis: inflating standard errors. In: Higgins JP, Thomas J, Chandler J, Cumpston M, Li T, Page MJ, Welch VA, editor(s). *Cochrane Handbook for Systematic Reviews of Interventions* Version 6.2 (updated February 2021). Cochrane, 2021. Available from training.cochrane.org/handbook.

Higgins 2021b

Higgins JP, Eldridge S, Li T. Chapter 23.3.4 How to include multiple groups from one study. In: Higgins JP, Thomas J, Chandler J, Cumpston M, Li T, Page MJ, Welch VA, editor(s). *Cochrane Handbook for Systematic Reviews of Interventions* Version 6.2 (updated February 2021). Cochrane, 2021. Available from training.cochrane.org/handbook.

Howard 2020

Howard J, Huang A, Li Z, Tufekci Z, Zdimal V, van der Westhuizen H, et al. Face masks against COVID-19: an evidence review. www.preprints.org/manuscript/202004.0203/v1 (accessed 20 April 2020). [DOI: [10.20944/preprints202004.0203.v1](https://doi.org/10.20944/preprints202004.0203.v1)]

Huis 2013

Huis A, Schoonhoven L, Grol R, Donders R, Hulscher M, van Achterberg T. Impact of a team and leaders-directed strategy to improve nurses' adherence to hand hygiene guidelines: a cluster randomised trial. *International Journal of Nursing Studies* 2013;**50**:464–74.

Hulland 2013

Hulland KR, Leontsini E, Dreibelbis R, Unicomb L, Afroz A, Dutta NC, et al. Designing a handwashing station for infrastructure-restricted communities in Bangladesh using the

integrated behavioural model for water, sanitation and hygiene interventions (IBM-WASH). *BMC Public Health* 2013;**13**(1):877.

Jefferson 2006b

Jefferson T, Demicheli V, Rivetti D, Jones M, Di Pietrantonj C, Rivetti A. Antivirals for influenza in healthy adults: systematic review. *Lancet* 2006;**367**(9507):303–13. [DOI: [10.1016/S0140-6736\(06\)67970-1](https://doi.org/10.1016/S0140-6736(06)67970-1)]

Jefferson 2014

Jefferson T, Jones M, Doshi P, Del Mar C, Hama R, Thompson M, et al. Neuraminidase inhibitors for preventing and treating influenza in adults and children. *Cochrane Database of Systematic Reviews* 2014, Issue 4. Art. No: CD008965. [DOI: [10.1002/14651858.CD008965.pub4](https://doi.org/10.1002/14651858.CD008965.pub4)]

Jefferson 2018

Jefferson T, Rivetti A, Di Pietrantonj C, Demicheli V. Vaccines for preventing influenza in healthy children. *Cochrane Database of Systematic Reviews* 2018, Issue 2. Art. No: CD004879. [DOI: [10.1002/14651858.CD004879.pub5](https://doi.org/10.1002/14651858.CD004879.pub5)]

Kaewchana 2012

Kaewchana S, Simmerman M, Somrongthong R, Suntarattiwong P, Lertmaharit S, Chotipitayasonondh T. Effect of intensive hand washing education on hand washing behaviors in Thai households with an influenza-positive child in urban Thailand. *Asia-Pacific Journal of Public Health* 2012;**24**(4):577–85.

Kendrick 1994

Kendrick AS. Training to ensure healthy child day care programs. *Pediatrics* 1994;**94**(6 II):1108–110.

Kirscht 1974

Kirscht JP. The Health Belief Model and illness behavior. *Health Education & Behavior* 1974;**2**(4):387–408.

Kitamura 2007

Kitamura T, Satomura K, Kawamura T, Yamada S, Takashima K, Sugauma N. Can we prevent influenza-like illnesses by gargling? *Japanese Society of Internal Medicine* 2007;**46**(18):1623–4. [DOI: [10.2169/internalmedicine.46.0104](https://doi.org/10.2169/internalmedicine.46.0104)]

Kutter 2018

Kutter JS, Spronken MI, Fraaij PL, Fouchier RA, Herfst S. Transmission routes of respiratory viruses among humans. *Current Opinion in Virology* 2018;**28**:142–51. [DOI: [10.1016/j.coviro.2018.01.001](https://doi.org/10.1016/j.coviro.2018.01.001)] [ISSN 1879–6257]

Kwong 2021

Kwong L, Abaluck J, Benjamin-Chung J, Luby S. Can face masks reduce transmission of SARS-CoV-2 in Bangladesh? A cluster randomized controlled trial. osf.io/vzd6h/ 2021 (accessed 13 June 2022).

Lefebvre 2011

Lefebvre C, Manheimer E, Glanville J. Chapter 6: Searching for studies. In: Higgins JP, Green S, editor(s). *Cochrane Handbook for Systematic Reviews of Interventions* Version 5.1.0 (updated

March 2011). The Cochrane Collaboration, 2011. Available from training.cochrane.org/handbook/archive/v5.1/.

Leung 2021

Leung NH. Transmissibility and transmission of respiratory viruses. *Nature Reviews Microbiology* 2021;**19**(8):528-45.

Lin 2022

Lin YC, Malott RJ, Ward L, Kiplagat L, Pabbaraju K, Gill K, et al. Detection and quantification of infectious severe acute respiratory coronavirus-2 in diverse clinical and environmental samples. *Scientific Reports* 2022;**12**(1):5418. [DOI: [10.1038/s41598-022-09218-5](https://doi.org/10.1038/s41598-022-09218-5)]

Long 2020

Long Y, Hu T, Liu L, Chen R, Guo Q, Yang L, et al. Effectiveness of N95 respirators versus surgical masks against influenza: a systematic review and meta-analysis. *Journal of Evidence-Based Medicine* 2020;**13**(2):93-101. [DOI: [10.1111/jebm.12381](https://doi.org/10.1111/jebm.12381)]

Luby 2018

Luby SP, Rahman M, Arnold BF, Unicomb L, Ashraf S, Winch PJ, et al. Effects of water quality, sanitation, handwashing, and nutritional interventions on diarrhoea and child growth in rural Bangladesh: a cluster randomised controlled trial. *Lancet Global Health* 2018;**6**(3):e302-e15.

Marshall 2018

Marshall IJ, A Noel-Storr A, Kuiper J, Thomas J, Wallace BD. Machine learning for identifying randomized controlled trials: an evaluation and practitioner's guide. *Research Synthesis Methods* 2018;**9**(4):602-14. [DOI: [10.1002/jrsm.1287](https://doi.org/10.1002/jrsm.1287)]

Mbakaya 2017

Mbakaya BC, Lee PH, Lee RL. Hand hygiene intervention strategies to reduce diarrhoea and respiratory infections among schoolchildren in developing countries: a systematic review. *International Journal of Environmental Research and Public Health* 2017;**14**(4):371.

McKenzie 2010

McKenzie JE, Priest P, Audas R, Poore MR, Brunton CR, Reeves LM. Hand sanitisers for reducing illness absences in primary school children in New Zealand: a cluster randomised controlled trial study protocol. *Trials* 2010;**11**:7.

Meadows 2004

Meadows E, Le Saux N. A systematic review of the effectiveness of antimicrobial rinse-free hand sanitizers for prevention of illness-related absenteeism in elementary school children. *BMC Public Health* 2004;**4**:50. [DOI: [10.1186/1471-2458-4-50](https://doi.org/10.1186/1471-2458-4-50)]

Microsoft Excel 2018

Microsoft Corporation. Microsoft Excel. Available from: <https://office.microsoft.com/excel> 2018.

Moncion 2019

Moncion K, Young K, Tunis M, Rempel S, Stirling R, Zhao L. Effectiveness of hand hygiene practices in preventing influenza virus infection in the community setting: a systematic review. *Canada Communicable Disease Report* 2019;**45**(1):12-23.

Monto 1969

Monto AS, Davenport FM, Napier JA, Francis T Jr. Effect of vaccination of a school-age population upon the course of an A2-Hong Kong influenza epidemic. *Bulletin of the World Health Organization* 1969;**41**(3):537-42.

Najnin 2017

Najnin N, Leder K, Qadri F, Forbes A, Unicomb L, Winch PJ, et al. Impact of adding hand-washing and water disinfection promotion to oral cholera vaccination on diarrhoea-associated hospitalization in Dhaka, Bangladesh: Evidence from a cluster randomized control trial International. *Journal of Epidemiology* 2017;**46**(6):2056-66.

Null 2018

Null C, Stewart CP, Pickering AJ, Dentz HN, Arnold BF, Arnold CD, et al. Effects of water quality, sanitation, handwashing, and nutritional interventions on diarrhoea and child growth in rural Kenya: a cluster-randomised controlled trial. *Lancet Global Health* 2018;**6**:e316-29.

Offeddu 2017

Offeddu V, Yung CF, Low MS, Tam CC. Effectiveness of masks and respirators against respiratory infections in healthcare workers: a systematic review and meta-analysis. *Clinical Infectious Diseases* 2017;**65**(11):1934-42. [DOI: [10.1093/cid/cix681](https://doi.org/10.1093/cid/cix681)]

Onakpoya 2022a

Onakpoya IJ, Heneghan CJ, Spencer EA, Brassey J, Plüddemann A, Evans DH, et al. SARS-CoV-2 and the role of close contact in transmission: a systematic review [version 3; peer review: 2 approved, 1 approved with reservations, 1 not approved]. *F1000Research* 2022;**10**:280. [DOI: [10.12688/f1000research.52439.3](https://doi.org/10.12688/f1000research.52439.3)]

Onakpoya 2022b

Onakpoya IJ, Heneghan CJ, Spencer EA, Brassey J, Rosca EC, Maltoni S. Viral cultures for assessing fomite transmission of SARS-CoV-2: a systematic review and meta-analysis. *Journal of Hospital Infection* 2022;**130**:63-94. [DOI: [10.1016/j.jhin.2022.09.007](https://doi.org/10.1016/j.jhin.2022.09.007)] [PMC9473144] [PMID: 36115620]

Ong 2020

Ong SW, Tan YK, Chia PY, Lee TH, Ng OT, Wong MS, et al. Air, surface environmental, and personal protective equipment contamination by severe acute respiratory syndrome coronavirus 2 (SARS-CoV-2) from a symptomatic patient. *JAMA* 2020;**323**(16):1610-2.

Parvez 2018

Parvez SM, Azad R, Rahman M, Unicomb L, Ram PK, Naser AM, et al. Achieving optimal technology and behavioral uptake of single and combined interventions of water, sanitation hygiene and nutrition, in an efficacy trial (WASH benefits) in rural Bangladesh. *Trials* 2018;**19**(1):358.

Perkins 2003

Perkins HW, editor. The Social Norms Approach to Preventing School and College Age Substance Abuse: a Handbook for

Educators, Counselors, and Clinicians. San Francisco (CA): Jossey-Bass, 2003.

Pickering 2019

Pickering AJ, Null C, Winch PJ, Mangwadu G, Arnold BF, Prendergast AJ, et al. The WASH Benefits and SHINE trials: interpretation of WASH intervention effects on linear growth and diarrhoea. *Lancet Global Health* 2019;**7**(8):e1139-46.

Qadri 2015

Qadri F, Ali M, Chowdhury F, Khan AI, Saha A, Khan IA, et al. Feasibility and effectiveness of oral cholera vaccine in an urban endemic setting in Bangladesh: a cluster randomised open-label trial. *Lancet* 2015;**386**(10001):1362-71.

Rabie 2006

Rabie T, Curtis V. Handwashing and risk of respiratory infections: a quantitative systematic review. *Tropical Medicine & International Health* 2006;**11**(3):258-67.

Radonovich 2016

Radonovich LJ Jr, Bessesen MT, Cummings DA, Eagan A, Gaydos A, Gibert C, et al. The respiratory protection effectiveness clinical trial (ResPECT): a cluster-randomized comparison of respirator and medical mask effectiveness against respiratory infections in healthcare personnel. *BMC Infectious Diseases* 2016;**16**:243. [DOI: [10.1186/s12879-016-1494-2](https://doi.org/10.1186/s12879-016-1494-2)]

Rahman 2018

Rahman M, Ashraf S, Unicomb L, Mainuddin AK, Parvez SM, Begum F, et al. WASH Benefits Bangladesh trial: system for monitoring coverage and quality in an efficacy trial. *Trials* 2018;**19**:360.

Ran 2020

Ran L, Chen X, Wang Y, Wu W, Zhang L, Tan X. Risk factors of healthcare workers with corona virus disease 2019: a retrospective cohort study in a designated hospital of Wuhan in China. *Clinical Infectious Diseases* 2020 Mar 17 [Epub ahead of print]. [DOI: [10.1093/cid/ciaa287](https://doi.org/10.1093/cid/ciaa287)] [PMID: 32179890]

Rengasamy 2010

Rengasamy S, Eimer B, Shaffer RE. Simple respiratory protection - evaluation of the filtration performance of cloth masks and common fabric materials against 20-1000 nm size particles. *Annals of Occupational Hygiene* 2010;**54**(7):789-98.

RIVM 2011

RIVM. Health risks in a child daycare centre or preschool (0 to 4 year olds). Dutch National Institute for Public Health and the Environment (RIVM), Dutch National Centre for Hygiene and Safety (LCHV). Bilthoven (The Netherlands): The Institute 2011.

Saunders-Hastings 2017

Saunders-Hastings P, Crispo JA, Sikora L, Krewski D. Effectiveness of personal protective measures in reducing pandemic influenza transmission: a systematic review and meta-analysis. *Epidemics* 2017;**20**:1-20.

Savolainen-Kopra 2010

Savolainen-Kopra C, Haapakoski J, Peltola PA, Ziegler T, Korpela T, Anttila P, et al. STOPFLU: is it possible to reduce the number of days off in office work by improved hand-hygiene? *Trials* 2010;**11**:69.

Schwartz 2018

Schwartz JL. The Spanish Flu, epidemics, and the turn to biomedical responses. *American Journal of Public Health* 2018;**108**(11):1455-8.

Shen 2021

Shen M, Zeng Z, Song B, Yi H, Hu T, Zhang Y, et al. Neglected microplastics pollution in global COVID-19: disposable surgical masks. *Science of the Total Environment* 2021;**790**:148130. [DOI: [10.1016/j.scitotenv.2021.148130](https://doi.org/10.1016/j.scitotenv.2021.148130)]

Sidibe 2003

Sidibe M. Formative Research in Schools: Review Document. London (UK): London School of Hygiene & Tropical Medicine, 2003.

Sidibe 2009

Sidibe M, Shukla N, Rustagi A. Inducing the habit of soap usage in an urban community setting. In: Proceedings of the 3rd WHO International Conference on Children's Health and the Environment. Busan (Korea), 2009.

Smith 2016

Smith JD, MacDougall CC, Johnstone J, Copes RA, Schwartz B, Garber GE. Effectiveness of N95 respirators versus surgical masks in protecting health care workers from acute respiratory infection: a systematic review and meta-analysis. *Canadian Medical Association Journal* 2016;**188**(8):567-74. [DOI: [10.1503/cmaj.150835](https://doi.org/10.1503/cmaj.150835)]

Suess 2011

Suess T, Remschmidt C, Schink S, Luchtenberg M, Haas W, Krause G, et al. Facemasks and intensified hand hygiene in a German household trial during the 2009/2010 influenza A (H1N1) pandemic: adherence and tolerability in children and adults. *Epidemiology and Infection* 2011;**139**(12):1895-901.

Teasing 2020a

Teasing GR, Erasmus V, Nieboer D, Petrigani M, Koopmans MP, Vos MC, et al. Increased hand hygiene compliance in nursing homes after a multimodal intervention: a cluster randomized controlled trial (HANDSOME). *Infection Control and Hospital Epidemiology* 2020;**41**(10):1169-77.

Teasing 2020b

Teasing GR, Erasmus V, Petrigani M, Koopmans MP, de Graaf M, Vos MC, et al. Improving hand hygiene compliance in nursing homes: protocol for a cluster randomized controlled trial (HANDSOME Study). *JMIR Research Protocols* 2020;**9**(5):e17419.

Thomas 2010

Thomas RE, Jefferson T, Lasserson TJ. Influenza vaccination for healthcare workers who work with the elderly. *Cochrane Database of Systematic Reviews* 2010, Issue 2. Art. No: CD005187. [DOI: [10.1002/14651858.CD005187.pub3](https://doi.org/10.1002/14651858.CD005187.pub3)]

Physical interventions to interrupt or reduce the spread of respiratory viruses (Review)

Unicomb 2018

Unicomb L, Begum F, Leontsini E, Rahman M, Ashraf S, Naser AM, et al. WASH Benefits Bangladesh trial: management structure for achieving high coverage in an efficacy trial. *Trials* 2018;**19**:359.

Warren-Gash 2013

Warren-Gash C, Fragaszy E, Hayward AC. Hand hygiene to reduce community transmission of influenza and acute respiratory tract infection: a systematic review. *Influenza and Other Respiratory Viruses* 2013;**7**(5):738-49.

WHO 2006a

World Health Organization (WHO). WHO Guidelines on Hand Hygiene in Health Care (advanced draft). Geneva (Switzerland): WHO, 2006.

WHO 2006b

World Health Organization Writing Group. Non pharmaceutical interventions for pandemic influenza, national and community measures. *Emerging Infectious Diseases* 2006;**12**(1):88-94.

WHO 2014

World Health Organization. Infection prevention and control of epidemic- and pandemic-prone acute respiratory infections in health care. apps.who.int/iris/handle/10665/112656 (accessed prior to 2 November 2020).

WHO 2017

World Health Organization. The global impact of respiratory disease. www.who.int/gard/publications/The_Global_Impact_of_Respiratory_Disease.pdf (accessed 15 March 2020).

WHO 2020a

World Health Organization. Coronavirus disease (COVID-19) advice for the public. www.who.int/emergencies/diseases/novel-coronavirus-2019/advice-for-public (accessed 20 March 2020).

WHO 2020b

World Health Organization. Getting your workplace ready for COVID-19. www.who.int/docs/default-source/coronaviruse/getting-workplace-ready-for-covid-19.pdf?sfvrsn=359a81e7_6 (accessed 20 March 2020).

WHO 2020c

World Health Organization. Coronavirus disease (COVID-19) technical guidance: infection prevention and control/WASH. www.who.int/emergencies/diseases/novel-coronavirus-2019/technical-guidance/infection-prevention-and-control (accessed 20 March 2020).

WHO 2021

World Health Organization. Infection prevention and control during health care when coronavirus disease (COVID-19) is suspected or confirmed. <https://www.who.int/publications/i/item/WHO-2019-nCoV-IPC-2021.1> 2021:accessed 26 November 2022.

WHO 2022

World Health Organization. Coronavirus disease (COVID-19) pandemic. <https://www.who.int/emergencies/diseases/novel-coronavirus-2019> 2022:accessed 30 November 2022.

Willmott 2016

Willmott M, Nicholson A, Busse H, MacArthur GJ, Brookes S, Campbell R. Effectiveness of hand hygiene interventions in reducing illness absence among children in educational settings: a systematic review and meta-analysis. *Archives of Disease in Childhood* 2016;**101**(1):42-50.

Wong 2014

Wong VW, Cowling BJ, Aiello AE. Hand hygiene and risk of influenza virus infections in the community: a systematic review and meta-analysis. *Epidemiology and Infection* 2014;**142**(5):922-32.

Wu 2020

Wu S, Wang Y, Jin X, Tian J, Liu J, Mao Y. Environmental contamination by SARS-CoV-2 in a designated hospital for coronavirus disease 2019. *American Journal of Infection Control* 2020;**48**(8):910-4. [DOI: [10.1016/j.ajic.2020.05.003](https://doi.org/10.1016/j.ajic.2020.05.003)]

Xiao 2020

Xiao J, Shiu EY, Gao H, Wong JY, Fong MW, Ryu S, et al. Nonpharmaceutical measures for pandemic influenza in nonhealthcare settings - personal protective and environmental measures. *Emerging Infectious Diseases* 2020;**26**(5):967-75. [DOI: [10.3201/eid2605.190994](https://doi.org/10.3201/eid2605.190994)]

Zivich 2018

Zivich PN, Gancz AS, Aiello AE. Effect of hand hygiene on infectious diseases in the office workplace: a systematic review. *American Journal of Infection Control* 2018;**46**(4):448-55.

Zomer 2013a

Zomer TP, Erasmus V, Van Beeck EF, Tjon-A-Tsien A, Richardus JH, Voeten HA. Hand hygiene compliance and environmental determinants in child day care centers: an observational study. *American Journal of Infection Control* 2013;**41**(6):497-502.

Zomer 2013b

Zomer TP, Erasmus V, Van Empelen P, Looman C, Van Beeck EF, Tjon-A-Tsien A, et al. Sociocognitive determinants of observed and self-reported compliance to hand hygiene guidelines in child day care centers. *American Journal of Infection Control* 2013;**41**(10):862-7.

References to other published versions of this review
Jefferson 2006a

Jefferson T, Foxlee R, Del Mar C, Dooley L, Ferroni E, Hewak B, et al. Interventions for the interruption or reduction of the spread of respiratory viruses. *Cochrane Database of Systematic Reviews* 2006, Issue 6. Art. No: CD006207. [DOI: [10.1002/14651858.CD006207](https://doi.org/10.1002/14651858.CD006207)]

Jefferson 2007

Jefferson T, Foxlee R, Del Mar C, Dooley L, Ferroni E, Hewak B, et al. Interventions for the interruption or reduction of the spread of respiratory viruses. *Cochrane Database of Systematic Reviews* 2007, Issue 4. Art. No: CD006207. [DOI: [10.1002/14651858.CD006207.pub2](https://doi.org/10.1002/14651858.CD006207.pub2)]

Jefferson 2009

Jefferson T, Del Mar C, Dooley L, Ferroni E, Al-Ansary LA, Bawazeer GA, et al. Physical interventions to interrupt or reduce the spread of respiratory viruses: systematic review. *BMJ* 2009;**339**:b.3657. [DOI: [10.1136/bmj.b367](https://doi.org/10.1136/bmj.b367)]

Jefferson 2010

Jefferson T, Del Mar C, Dooley L, Ferroni E, Al-Ansary LA, Bawazeer GA, et al. Physical interventions to interrupt or reduce the spread of respiratory viruses. *Cochrane Database*

of *Systematic Reviews* 2010, Issue 1. Art. No: CD006207. [DOI: [10.1002/14651858.CD006207.pub3](https://doi.org/10.1002/14651858.CD006207.pub3)]

Jefferson 2011

Jefferson T, Del Mar C, Dooley L, Ferroni E, Al-Ansary LA, Bawazeer GA, et al. Physical interventions to interrupt or reduce the spread of respiratory viruses. *Cochrane Database of Systematic Reviews* 2011, Issue 7. Art. No: CD006207. [DOI: [10.1002/14651858.CD006207.pub4](https://doi.org/10.1002/14651858.CD006207.pub4)]

Jefferson 2020

Jefferson T, Del Mar CB, Dooley L, Ferroni E, Al-Ansary LA, Bawazeer GA, et al. Physical interventions to interrupt or reduce the spread of respiratory viruses. *Cochrane Database of Systematic Reviews* 2020, Issue 11. Art. No: CD006207. [DOI: [10.1002/14651858.CD006207.pub5](https://doi.org/10.1002/14651858.CD006207.pub5)]

* Indicates the major publication for the study

CHARACTERISTICS OF STUDIES

Characteristics of included studies [ordered by study ID]

Abaluck 2022
Study characteristics

Methods	Cluster-RCT Randomisation unit: villages (N = 600) Intervention duration: 8 weeks “Our intervention was designed to last 8 weeks in each village”
Participants	Inclusion criteria: community level participants Intervention = 178,322 individuals, control = 163,861 individuals (Total N = 342,183 adults)
Interventions	2 types of mask used: surgical and cloth masks PLUS a brief video of notable public figures discussing why, how, and when to wear a mask, PLUS a brochure based on WHO materials depicting proper mask-wearing. Control villages: the control group did not receive any interventions See Table 1 for details.
Outcomes	Effectiveness: primary outcome: symptomatic seroprevalence (symptomatic and seropositive) Laboratory: seropositivity was defined by having detectable IgG antibodies against SARS-CoV-2 Symptoms defined as per WHO-defined COVID-19 symptoms: (a) fever and cough; (b) 3 or more of the following symptoms (fever, cough, general weakness/fatigue, headache, myalgia, sore throat, coryza, dyspnoea, anorexia/nausea/vomiting, diarrhoea, altered mental status); or (c) loss of taste or smell. Secondary outcomes: prevalence of proper mask-wearing as wearing either a project mask or an alternative face-covering over the mouth and nose and improper mask-wearing as wearing a mask in any way that did not fully cover the mouth and nose; prevalence of physical distancing per WHO guideline that defines physical distancing as one meter of separation; prevalence of symptoms consistent with COVID-19: definition (see above) Safety not assessed. However, study mentioned that there was no adverse events reported during the study period

Physical interventions to interrupt or reduce the spread of respiratory viruses (Review)

Abaluck 2022 (Continued)

Notes

The authors conclude that: a randomised trial of community-level mask promotion in rural Bangladesh during the COVID-19 pandemic shows that the intervention increased mask usage and reduced symptomatic SARS-CoV-2 infections, demonstrating that promoting community mask-wearing can improve public health (a scalable and effective method to promote mask adoption and reduce symptomatic SARS-CoV-2 infections.)

Funding: this trial was financially supported by a grant from GiveWell.org to Innovations for Poverty Action.

The trial authors declare no competing interests.

Risk of bias

Bias	Authors' judgement	Support for judgement
Random sequence generation (selection bias)	Low risk	Random number generator used
Allocation concealment (selection bias)	High risk	Significant differences in the numbers of households included in each treatment group suggestive of a lack of allocation concealment
Blinding of participants and personnel (performance bias) All outcomes	High risk	Participants, mask promoters, and mask surveillance staff were not blinded as intervention materials were clearly visible
Blinding of outcome assessment (detection bias) All outcomes	High risk	Although the pre-specified analyses and sample exclusions were made by analysts blinded to the treatment assignment, investigators dropped individuals who were missing symptom data or who did not consent to blood spot collection from the primary outcome. One of the outcomes is COVID-19 symptoms reported by participants. Mask promoters, and mask surveillance staff were not blinded
Incomplete outcome data (attrition bias) All outcomes	High risk	Laboratory testing results were only available for around 40% of the symptomatic participants
Selective reporting (reporting bias)	High risk	Primary outcome of seroconversion was not reported

Aelami 2015

Study characteristics

Methods	A prospective cross-sectional study conducted during the Hajj season 2012. Pilgrims were randomised into 2 groups. The intervention group received education on personal hygiene including a hygienic package containing alcohol-based hand rub (gel or spray), surgical masks, soap, paper handkerchiefs, and user instructions; the control group did not receive any intervention. ILI was defined as the presence of at least 2 of the following during their stay: fever, cough, and sore throat. Questionnaires including demographic and clinical information were distributed amongst trained physicians before departure from Iran.
Participants	Total enrolled: 664 Iranian pilgrims (306 in the intervention group and 358 in the control group) Inclusion criteria: not reported Exclusion criteria: not reported

Physical interventions to interrupt or reduce the spread of respiratory viruses (Review)

Aelami 2015 (Continued)

Interventions	Hygiene education and package. See Table 1 for details.
Outcomes	ILI defined as the presence of at least 2 of the following during their stay: fever, cough, and sore throat. No safety outcomes were reported.
Notes	This is an abstract, therefore few details were reported. Funding not mentioned. Disclosure of interest: none declared.

Risk of bias

Bias	Authors' judgement	Support for judgement
Random sequence generation (selection bias)	Unclear risk	Insufficient details provided
Allocation concealment (selection bias)	Unclear risk	Insufficient details provided
Blinding of participants and personnel (performance bias) All outcomes	High risk	Unblinded study
Blinding of outcome assessment (detection bias) All outcomes	Unclear risk	Insufficient details provided
Incomplete outcome data (attrition bias) All outcomes	Unclear risk	Insufficient details provided
Selective reporting (reporting bias)	Unclear risk	Insufficient details provided

Aiello 2010
Study characteristics

Methods	<p>Cluster-RCT assessing the effects of hand sanitiser and masks versus masks or no intervention on ILI symptoms. The trial was conducted in university halls of residence with more than 100 student residents in a US university during the 2006 to 2007 influenza "season". The study lasted 6 weeks.</p> <p>The units of randomisation were 7 of the 15 halls. 1 hall was very large (1240 residents), and the 6 remaining ones, which had between 110 and 830 residents, were combined into 2 clusters roughly equivalent in size. The 3 clusters were then randomised by random extraction of the clustered halls' names out of a container. The largest hall (single-cluster) was randomised to the mask and hand sanitiser arm; the 4-halls cluster received masks; and the remaining 2 halls were assigned as controls.</p>
Participants	<p>A total of 1297 with completed baseline survey and at least 1 weekly survey result were analysed (face mask and hand hygiene group = 367; face mask-only group = 378; control group = 552).</p> <p>Inclusion criteria: aged 18 or more, willing to wear mask and use alcohol-based hand sanitiser, have a throat swab specimen collected when ill, and complete the baseline and weekly surveys over the 6-week study period</p>

Aiello 2010 (Continued)

Exclusion criteria: individuals reporting a skin allergy to alcohol were excluded

Recruitment of students began in 26 November, but the trial did not go “live” with distribution of intervention materials until 22 January 2007 when the first case of influenza was confirmed on campus by laboratory tests. Enrolment continued until 16 February 2007, and the study was completed on 16 March 2007. During the study period there was a 1-week break when the majority of residents left campus. There were 1327 eligible participants, 1297 of which had a complete baseline survey and at least 1-weekly survey result. It is unclear what the ineligibility criteria were for the 30 missing (1327 minus 1297), but the explanation may be in the appendix.

Interventions

Alcohol-based hand sanitiser (62% ethyl alcohol in a gel base) in a squeeze bottle and TECNOL procedure masks with ear loops (KC Ltd) and educational material or masks and educational material or no intervention. Compliance was encouraged within halls and outside. Sleep wearing was optional.

All participants received basic video-linked instruction on cough etiquette and hand sanitation. At baseline and weekly during the study, participants were asked to fill in a web-based survey collecting demographic and ILI symptom data. This was supplemented by direct observation of compliance by staff.

Compliance with “optimal handwashing” (at least 20 seconds 5 or more times a day) was significantly higher in the sanitiser-and-mask arm.
 See [Table 1](#) for details.

Outcomes

Laboratory details are described in appendix.

Effectiveness: ILI, defined as cough and at least 1 constitutional symptom (fever/feverishness, chills, headache, myalgia). ILI cases were given contact nurses' phone numbers to record the illness and paid USD 25 to provide a throat swab. 368 participants had ILI, and 94 of these had a throat swab analysed by PCR. 10 of these were positive for influenza (7 for A and 3 for B).

Safety: N/A

Notes

The authors conclude that “These findings suggest that face masks and hand hygiene may reduce respiratory illnesses in shared living settings and mitigate the impact of the influenza A (H1N1) pandemic”. This conclusion is based on a significantly lower level of ILI incidence in the mask and hand sanitiser arm compared to the other 2 arms after adjustment for covariates (30% to 50% less in arm 1 compared to controls in the last 2 weeks of the study).

Comparison with the ILI rate of the control arm may not be a reflection of the underlying rate of ILI because the intervention arm received instruction on hand sanitation and hand etiquette.

The play of adjustments is unclear. The intracluster correlation coefficient is reported in the footer of [Table 4](#). Its very small size suggests lack of clustering within halls.

The role of spring break is mentioned in the Discussion, as are the results of this study compared to other studies included in our review ([Cowling 2008](#) and [MacIntyre 2009](#)).

The authors report that 147 of 1297 participants (11.3%) had ILI symptoms “at baseline” and were excluded from analysis. During the 6 weeks of the study, 368 of 1150 participants (32%) had ILI. This averages out at about 5% per week. It is unclear what the term “at baseline” means; presumably this means during the 2 to 3 weeks of participant enrolment. If this is so, the reason for the triggering of the interventions (tied to influenza isolation) are obscure, as the trial is supposedly about ILI, and an ILI outbreak was already under way “at baseline”.

This study has the same trial registration number as the [Aiello 2012](#) study; the study was funded by government and pharmaceutical industry, i.e. this work was supported by funding from the Centers for Disease Control (CDC) and Prevention Grant U01 C1000441 (www.cdc.gov).

Disclosure of interest: none declared.

Risk of bias

Aiello 2010 (Continued)

Bias	Authors' judgement	Support for judgement
Random sequence generation (selection bias)	Unclear risk	Described as randomised, but sequence generation not reported
Allocation concealment (selection bias)	High risk	The residence hall units were randomised by blindly selecting a uniform ticket with the name of each hall out of a container (A.S.M. and A.A.) for randomisation assignment to each study arm.
Blinding of participants and personnel (performance bias) All outcomes	High risk	Unblinded study
Blinding of outcome assessment (detection bias) All outcomes	Low risk	Outcome assessors blinded.
Incomplete outcome data (attrition bias) All outcomes	Low risk	<p>Attrition is reported as follows: 9, 11, and 19 ineligible and 26, 52, and 21 lost to follow-up (respectively by arm), for a total of 39 and 99 for each reason for attrition. In total, 1297 (97%) of 1331 participants completed a baseline and at least 1-weekly survey.</p> <p>The text reports an ITT analysis with only 1 ILI episode included by participant.</p> <p>No reasons for the attrition of participants and swab volunteers are reported (were the swabs taken from a random sample or not?).</p>
Selective reporting (reporting bias)	High risk	There is no information on the causes of ILI other than the reporting on the 10 influenza PCR-positive swabs of 94 out of 368 students with ILI. This is a very low rate (and the Discussion confirms that the influenza season was mild), but investigation of the other known causes of ILI is not even mentioned in the text. This is especially important because stress, alcohol intake levels, and influenza vaccination were a significant predictor of ILI symptoms (Table 1). The reason for selective testing and/or reporting of influenza viruses tests over the other causes of ILI are unclear, especially as the study objective was focused on ILI. The text is also difficult to follow, weaving the reporting of ILI and influenza without a clear rationale.

Aiello 2012
Study characteristics

Methods	During the 2007 to 2008 influenza season, 1111 students residing in university residence halls were cluster-randomised by residence house (N = 37) to either face mask and hand hygiene, face mask only, or control arms. Discrete time survival analysis using generalised models estimated rate ratios according to study arm, each week and cumulatively over the 6-week intervention period, for clinically verified ILI and laboratory-confirmed influenza A or B.
Participants	<p>A total of 1187 young adults living in 37 residence halls, randomly assigned to 1 of 3 groups for 6 weeks: face mask use (n = 392), face masks with hand hygiene (n = 349), control (n = 370)</p> <p>Inclusion criteria: aged 18 or more, willing to wear mask and use alcohol-based hand sanitiser, have a throat swab specimen collected when ill, and complete the baseline and weekly surveys over the 6-week study period</p> <p>Exclusion criteria: individuals reporting a skin allergy to alcohol were excluded</p>

Physical interventions to interrupt or reduce the spread of respiratory viruses (Review)

Aiello 2012 (Continued)

Interventions	Participants were assigned to face mask and hand hygiene, face mask only, or control group during the study. See Table 1 for details.
Outcomes	<p>Clinically verified ILI: case definition (presence of cough and at least 1 or more of fever/feverishness, chills, or body aches)</p> <p>Laboratory-confirmed influenza A or B. Throat swab specimens were tested for influenza A or B using RT-PCR.</p> <p>No safety outcomes reported.</p>
Notes	<p>This study has the same trial registration number as the Aiello 2010 study; the study was funded by government and pharmaceutical industry, i.e. this work was supported by funding from the Centers for Disease Control (CDC) and Prevention Grant U01 C1000441 (www.cdc.gov).</p> <p>Disclosure of interest: none declared.</p>

Risk of bias

Bias	Authors' judgement	Support for judgement
Random sequence generation (selection bias)	Low risk	Computer generation of sequence described.
Allocation concealment (selection bias)	Low risk	All residence houses in each of the residence halls were randomised prior to the intervention implementation.
Blinding of participants and personnel (performance bias) All outcomes	High risk	No blinding for study participants and personnel
Blinding of outcome assessment (detection bias) All outcomes	Low risk	Outcome assessors blinded.
Incomplete outcome data (attrition bias) All outcomes	Low risk	Attrition low and similar in each group
Selective reporting (reporting bias)	Low risk	2 outcomes specified and reported.

Alfelali 2020
Study characteristics

Methods	<p>Cluster open-label RCT</p> <p>Location: Mina, Greater Makkah, Saudi Arabia</p> <p>Follow up for 4 days</p>
Participants	Arabic or English speaking Hajj pilgrims aged > 18 years from participating countries (Australia, Qatar and KSA) staying in allocated tents and able to provide signed informed consent were included.

Physical interventions to interrupt or reduce the spread of respiratory viruses (Review)

Alfelali 2020 (Continued)

Interventions	Mask wearing. See Table 1 for details.
Outcomes	<p>Effectiveness:</p> <p>Laboratory: laboratory-confirmed viral respiratory infections (nasal swab on 650 participants only)</p> <p>Secondary outcomes: clinical respiratory infections in participants</p> <p>Safety reported on side effects of mask wearing</p> <p>The most common side effects: difficulty in breathing (26.2%); discomfort (22%); a small minority (3%) reported feeling hot, sweating, a bad smell or blurred vision with eyeglasses</p>
Notes	<p>The authors conclude that this trial was unable to provide conclusive evidence on facemask efficacy against viral respiratory infections most likely due to poor adherence to protocol.</p> <p>Funding: this report was made possible by a National Priorities Research Program grant (NPRP 6-1505-3-358) from the Qatar National Research Fund, a member of Qatar Foundation.</p> <p>Disclosure of interests: the other authors have no competing interests to declare.</p>

Risk of bias

Bias	Authors' judgement	Support for judgement
Random sequence generation (selection bias)	Low risk	Coin-tossing by an individual who was not a member of the research team
Allocation concealment (selection bias)	High risk	Used coin tossing which can introduce imbalance
Blinding of participants and personnel (performance bias) All outcomes	High risk	No blinding
Blinding of outcome assessment (detection bias) All outcomes	Low risk	Laboratory staff were blinded to the assigned intervention group
Incomplete outcome data (attrition bias) All outcomes	Low risk	Reported both intention-to-treat and per-protocol analysis and participant flow chart
Selective reporting (reporting bias)	Unclear risk	Insufficient information available.

Almanza-Reyes 2021
Study characteristics

Methods	<p>RCT randomised using a computer-generated block scheme and stratified according to duty position, work shifts and the area/department of the service</p> <p>FU duration: 9 weeks</p>
Participants	Workers (doctors, nurses, administrators) in a hospital for the exclusive recruitment of patients diagnosed with COVID-19 "General Tijuana Hospital"

Physical interventions to interrupt or reduce the spread of respiratory viruses (Review)

Almanza-Reyes 2021 (Continued)

Interventions	<p>Experimental group: mouthwash and nose rinse</p> <p>Silver mouth wash: 50 mL spray bottle containing AgNPs solution with 1 wt% concentration (0.6 mg/mL metallic silver). Mix 4 to 6 spray shots (corresponding to volume ~ 0.5 mL) of this solution with 20 mL of water and to gargle with obtained solution for 15 to 30 seconds at least 3 times a day. Or use as nasal lavages on the inner part of the nasal alae and nasal passage with the same solution using a cotton swab twice a day.</p> <p>Mouth spray: cover evenly the oral cavity with the direct 1 to 2 spray shots of solution without its previous dilution in water.</p> <p>Control group: instructed to do mouth wash and nose rinse with a conventional mouthwash the way they normally did before the study See Table 1 for details.</p>
Outcomes	<p>Effectiveness:</p> <p>Laboratory: Lab-confirmed infection using RT-PCR; symptoms of respiratory tract infection (RTI) no definition given; clinical Evacuation: CT (Toshiba Aquilion 16, Japan) chest scan (random selection)</p> <p>Safety: done using self-reported by participants using a questionnaire. "The present study also showed that no harmful side effects were observed in the 114 participants who used AgNPs as a mouthwash and nose rinse solution for 9 weeks"</p>
Notes	<p>Authors conclude that the mouth and nasal rinse with AgNPs helps in the prevention of SARS-CoV-2 infection in health personnel who are exposed to patients diagnosed with COVID-19. Funding: Funded studies A. Pestryakov Development Program "Priority 2030" Tomsk Polytechnic University https://tpu.ru/en.</p> <p>Conflict of interest statement: the authors have declared that no competing interests exist.</p>

Risk of bias

Bias	Authors' judgement	Support for judgement
Random sequence generation (selection bias)	Low risk	Computer-generated stratified block scheme
Allocation concealment (selection bias)	High risk	Unbalanced baseline prognostic factors (vaccination and frequency of hand-washing)
Blinding of participants and personnel (performance bias) All outcomes	High risk	Not blinded.
Blinding of outcome assessment (detection bias) All outcomes	Unclear risk	Insufficient information provided.
Incomplete outcome data (attrition bias) All outcomes	Unclear risk	No participant flow chart reported.
Selective reporting (reporting bias)	Unclear risk	No protocol available

Alzahr 2018
Study characteristics

Methods	A cluster-RCT conducted amongst girls attending 4 primary schools between January and March 2018. The participants attended a hand-hygiene workshop. The schoolgirls' absences were followed up for 5 weeks. Incidence rate, percentage of absence days, and absence rate were calculated for total and upper respiratory infections absences.
Participants	A total of 496 schoolgirls aged of 6 to 12 years, attending 4 public primary girls' schools in the city of Riyadh, Saudi Arabia between January and March 2018. Students were randomised to education group (n = 234) or control group (n = 262). Exclusion criteria: not reported
Interventions	Hand hygiene workshop. See Table 1 for details.
Outcomes	Incidence rate, percentage of absence days, and absence rate were calculated for total and upper respiratory infections absences. The episode of URIs was defined as having 2 of the following symptoms for a day or 1 of the symptoms for 2 or more consecutive days: 1) a runny nose, 2) a stuffy or blocked nose or noisy breathing, 3) sneezing, 4) a cough, 5) a sore throat, and 6) feeling hot, having a fever or a chill. No safety outcomes reported.
Notes	Source of funding is unclear. Disclosure of interest: none mentioned.

Risk of bias

Bias	Authors' judgement	Support for judgement
Random sequence generation (selection bias)	Unclear risk	Insufficient detail provided.
Allocation concealment (selection bias)	Low risk	Schools allocated prior to all schoolgirls attending selected schools were invited to participate.
Blinding of participants and personnel (performance bias) All outcomes	High risk	Unblinded study
Blinding of outcome assessment (detection bias) All outcomes	High risk	Unblinded study
Incomplete outcome data (attrition bias) All outcomes	Low risk	No loss to follow-up
Selective reporting (reporting bias)	Unclear risk	No protocol available

Arbogast 2016
Study characteristics

Methods	A 13.5-month prospective cluster-RCT executed with alcohol-based hand sanitiser in strategic workplace locations and personal use (intervention group) and brief hand hygiene education (both groups). Four years of retrospective data were collected for all participants.
Participants	Data for a total of 1183 participants were analysed (intervention group = 525, control group = 607). Inclusion criteria: all employees at 3 facilities who were 18 years of age or older, were enrolled in the company health insurance coverage, did not transfer between sites, and worked onsite full time (≥ 32 hours) were eligible for the study Exclusion criteria: not reported
Interventions	Alcohol-based hand sanitiser in strategic workplace locations and personal use (intervention group) and brief hand hygiene education (both groups). See Table 1 for details.
Outcomes	1. The number of healthcare insurance claims, for a defined set of preventable illnesses, per participant per year 2. Absenteeism, defined as the number of sick episodes per participant per year Claims based on ICD-9 codes No safety outcomes reported.
Notes	Only 2 clusters (1 per group) included, hence study data not included in meta-analysis. Industry funded. Disclosure of interest: none mentioned.

Risk of bias

Bias	Authors' judgement	Support for judgement
Random sequence generation (selection bias)	Unclear risk	No details provided.
Allocation concealment (selection bias)	Unclear risk	No details provided.
Blinding of participants and personnel (performance bias) All outcomes	High risk	Unblinded study
Blinding of outcome assessment (detection bias) All outcomes	High risk	Unblinded study
Incomplete outcome data (attrition bias) All outcomes	Low risk	Attrition minimal and similar in 2 groups
Selective reporting (reporting bias)	Unclear risk	No protocol available

Ashraf 2020
Study characteristics

Methods	<p>Geographically pair-matched community-based cluster-randomised trial</p> <p>Used a random number generator to block</p> <p>Open-label</p> <p>Block randomised: unit of randomisation was a group of compounds visited by a single local promoter</p>
Participants	<p>1. Infants (target child) will be eligible to participate in the study if:</p> <ol style="list-style-type: none"> a. they are in utero at the baseline survey. b. their parents/guardians are planning to stay in the study village for the next 12 months (if a mother is planning to give birth at her natal home and then return, she will still be a candidate for enrolment) <p>2. Children < 36 months old at baseline that are living in the compound of a target child will be eligible to participate in diarrhoea measurement if:</p> <ol style="list-style-type: none"> a. they are < 36 months old at the baseline survey; b. their parents/guardians are planning to stay in the study village for the next 12 months. <p>3. Children 18 to 27 months old at baseline that are living in the compound of a target child will be eligible to participate in intestinal parasite specimen collection if:</p> <ol style="list-style-type: none"> a. they are 18 to 27 months old at the baseline survey; b. their parents/guardians are planning to stay in the study village for the next 12 months.
Interventions	<p>6 intervention arms: water quality, sanitation, hand washing, combined WSH, nutrition, nutrition + WSH</p> <p>Intervention was delivered at the household or the compound level See Table 1 for details.</p>
Outcomes	<p>Effectiveness:</p> <p>Primary outcome: 7-day prevalence of acute respiratory illness (ARI). Defined as: caregiver-reported symptoms of persistent cough or panting, wheezing, or difficulty breathing (1 or 2) in the 7 days before the interview. No clinical data were collected</p> <p>Secondary analyses: alternate combinations of the measured symptoms: 7-day prevalence of only panting, wheezing, or difficulty breathing (2) and ARI plus fever ([1 or 2] and 3)</p> <p>Outcomes were measured approximately 12 and 24 months following intervention roll out.</p> <p>Safety not assessed</p>
Notes	<p>The authors conclude that: single targeted water, sanitation, and hygiene interventions reduced reported respiratory illness in young children. There was no apparent respiratory health benefit from combining WASH interventions.</p> <p>Financial support: this research was funded by Global Development grant OPPGD759 from the Bill & Melinda Gates Foundation to the University of California, Berkeley, CA. S. P. L., S. A., M. I., B. F. A., and J. M. C. report grants from the Bill & Melinda Gates Foundation during the conduct of the study. P. K. R. reports grants from Leland Stanford University during the conduct of the study for support to the WASH Benefits project. M. R. reports grants and non financial support from the Bill & Melinda Gates Foundation (through a subcontract from UC Berkeley) during the conduct of the study.</p> <p>Disclosure of interest: none mentioned.</p>

Ashraf 2020 (Continued)

Risk of bias

Bias	Authors' judgement	Support for judgement
Random sequence generation (selection bias)	Low risk	Random number generator
Allocation concealment (selection bias)	Low risk	Random allocation by an offsite investigator
Blinding of participants and personnel (performance bias) All outcomes	High risk	Not blinded
Blinding of outcome assessment (detection bias) All outcomes	Low risk	The research team who implemented the intervention was separate from the data collection team. The analysis was carried out masked to the allocated group.
Incomplete outcome data (attrition bias) All outcomes	Low risk	Provided participants flow diagram showing minimal attrition.
Selective reporting (reporting bias)	Low risk	Reported the pre-specified outcomes.

Azor-Martinez 2016
Study characteristics

Methods	Randomised, controlled, and open study with an 8-month follow-up. The experimental group washed their hands with soap and water, together with using hand sanitiser, and the control group followed their usual handwashing procedures. Absenteeism rates due to URIs were compared between the 2 groups through a multivariate Poisson regression analysis. The per cent of days missed in both groups were compared with a z test.
Participants	<p>A sample of 1341 (intervention group = 621, control group = 720)</p> <p>Inclusion criteria: children 4 to 12 years old, attending 5 state schools in Almeria (Spain) whose parents/guardians had signed an informed consent document</p> <p>Exclusion criteria: children who had any of the following chronic illnesses that predisposed them to infection: neoplasia, primary and secondary immunodeficiencies, cystic fibrosis, chronic treatment with high doses of steroids or immunosuppressants</p>
Interventions	Hand-washing workshops of 2-hour duration. The experimental group washed their hands with soap and water together with using hand sanitiser, whilst the control group followed usual hand-washing procedures. See Table 1 for details.
Outcomes	<p>Absenteeism rates due to URIs</p> <p>Per cent of days missed</p> <p>Respiratory illness was defined by 2 of the following symptoms during 1 day, or 1 of the symptoms for 2 consecutive days: (1) runny nose; (2) stuffy or blocked nose or noisy breathing; (3) cough; (4) feeling hot or feverish or having chills; (5) sore throat; or (6) sneezing.</p>

Physical interventions to interrupt or reduce the spread of respiratory viruses (Review)

Azor-Martinez 2016 (Continued)

A school absenteeism case (episode) was defined as when a child failed to attend school due to an URI. Common infectious illnesses, such as conjunctivitis, and skin infections were not included. Other causes for absenteeism, such as doctors' appointments, family vacations, and accident injuries, were also excluded.

No safety outcomes reported.

Notes Government funded
 Disclosure of interest: none mentioned.

Risk of bias

Bias	Authors' judgement	Support for judgement
Random sequence generation (selection bias)	Low risk	A random number table was used.
Allocation concealment (selection bias)	Low risk	Schools/classes allocated prior to children recruited.
Blinding of participants and personnel (performance bias) All outcomes	High risk	Unblinded study
Blinding of outcome assessment (detection bias) All outcomes	High risk	Unblinded study
Incomplete outcome data (attrition bias) All outcomes	High risk	Attrition levels high and different in the 2 groups
Selective reporting (reporting bias)	Unclear risk	No protocol available

Azor-Martinez 2018
Study characteristics

Methods	A cluster-RCT, controlled, and open study of 911 children aged 0 to 3 years attending 24 DCCs in Almería, Spain, with an 8-month follow-up. 2 intervention groups of DCC families performed educational and hand hygiene measures, 1 with soap and water (n = 274), another with hand sanitiser (n = 339), and the control group followed usual hand-washing procedures (n = 298). Respiratory infection (RI) episode rates were compared through multilevel Poisson regression models. The percentage of days missed were compared with Poisson exact tests.
Participants	A total of 911 children attending 24 DCCs in Almería (Spain). Inclusion criteria: children between 0 and 3 years old enrolled in DCCs and attending for at least 15 hours per week whose parents or guardians had signed an informed consent Exclusion criteria: children with chronic illness or medication that could affect their likelihood of contracting an infection

Azor-Martinez 2018 (Continued)

Data were analysed for 911 participants: hand sanitiser group (n = 339), soap and water group (n = 274), and control group (n = 298).

Interventions	2 intervention groups. 1 group used soap and water, another used hand sanitiser, whilst the control group followed usual hand-washing procedures. Groups received 1-hour hand hygiene workshop. See Table 1 for details.
Outcomes	<p>Primary: RI incidence rate</p> <p>Secondary: (1) the presence or absence of at least 1 antibiotic prescription for each new RI episode during the study period (topical antibiotics were excluded), and (2) the percentage of RI absenteeism days in the 3 groups calculated as the ratio of RI absenteeism days to all possible days of attendance</p> <p>DCC absenteeism episode was defined as when a child failed to attend a DCC because of an RI.</p> <p>Respiratory illness was defined as the presence of 2 of the following symptoms during 1 day or the presence of 1 of the symptoms for 2 consecutive days: (1) runny nose, (2) stuffy or blocked nose or noisy breathing, (3) cough, (4) feeling hot or feverish or having chills, (5) sore throat, or (6) sneezing.</p> <p>No safety outcomes reported.</p>
Notes	<p>Government funded. This work was supported by a grant from the Andalusia Department of Health.</p> <p>Competing interests: the authors have indicated they have no potential conflicts of interest to disclose.</p>

Risk of bias

Bias	Authors' judgement	Support for judgement
Random sequence generation (selection bias)	Low risk	Computer randomisation using statistical software for the sequence
Allocation concealment (selection bias)	Low risk	Clusters assigned prior to recruitment.
Blinding of participants and personnel (performance bias) All outcomes	High risk	Unblinded study
Blinding of outcome assessment (detection bias) All outcomes	High risk	Unblinded study
Incomplete outcome data (attrition bias) All outcomes	Low risk	Attrition minimal and similar in 3 groups
Selective reporting (reporting bias)	Unclear risk	No protocol available

Ban 2015
Study characteristics

Methods	Quote: "Group randomised" trial. Only 2 clusters, which were 2 kindergartens in Xiantao City, Hubei Province, China.
---------	--

Physical interventions to interrupt or reduce the spread of respiratory viruses (Review)

Ban 2015 (Continued)

Participants	Data for a total of 393 participants were analysed (intervention group = 194, control group = 199). 5 classes (221 children) randomly selected from 1 kindergarten in the intervention group and 6 classes (244 children) randomly selected from another kindergarten in the control group. Children were aged 5 or under. There were 72 exclusions from the analysis.
Interventions	Intervention group: hand hygiene and surface-cleaning education and provision of products for kindergarten and home use. Control group: usual practice. See Table 1 for details.
Outcomes	Respiratory illness, defined as: 2 or more of the following: fever, cough and expectoration, runny nose and nasal congestion, collected by parental questionnaire. Axillary temperature higher than 37.3 °C or the range of temperature fluctuation is more than 1 °C. 'Cough and expectoration' were defined as 3 or more coughs in a single hour and lasting for 4 or more hours in a single day, with or without expectoration. 'Runny nose and nasal congestion' were defined as a runny nose lasting for 4 or more hours in 1 day, with or without nasal congestion.
Notes	Funding not mentioned. Disclosure of interest: none mentioned.

Risk of bias

Bias	Authors' judgement	Support for judgement
Random sequence generation (selection bias)	High risk	Method not described, and only 2 clusters.
Allocation concealment (selection bias)	Unclear risk	Method not described.
Blinding of participants and personnel (performance bias) All outcomes	High risk	Unblinded study
Blinding of outcome assessment (detection bias) All outcomes	High risk	Unblinded study
Incomplete outcome data (attrition bias) All outcomes	High risk	Parental report, and parents were aware of treatment allocation
Selective reporting (reporting bias)	High risk	Attrition reported and balanced between groups, but high rate of attrition in a trial with small numbers of participants.

Barasheed 2014
Study characteristics

Methods	Pilot, non-blinded, parallel, cluster-RCT
Participants	22 tents were randomly selected from the Australian pilgrims camped in Mina, during Hajj in 2011; 12 tents were allocated to the mask group and 10 tents to the control group. A total of 164 Australian pilgrims were recruited: 75 in the mask group (39 'cases' and 36 'contacts') and 89 in the control group (36 'cases' and 53 'contacts').

Barasheed 2014 (Continued)

Inclusion criteria for index case: 1) Australian pilgrims of any gender aged > 15 years who attend the Hajj 2011, and 2) have symptoms of respiratory infection for 3 days. For close tent contact: 1) Australian pilgrims of any gender aged 15 years or more who attend the Hajj 2011, and 2) pilgrims who share the same tent and sleep "immediately close" to the index case.

Exclusion criteria: for index case: 1) pilgrims who do not suffer from symptoms of respiratory infection, 2) pilgrims who present with symptoms of respiratory infection for > 3 days, and 3) children aged less than 15 years. For close tent contact: 1) pilgrims who are symptomatic at presentation, 2) pilgrims who are not close tent contacts of an index case, and 3) children aged less than 15 years. Only 10% to 15% of potential participants took part in the study.

Interventions	"supervised mask use" versus "no supervised mask use". See Table 1 for details.
Outcomes	<p>Laboratory: 2 nasal swabs from all ILI cases and contacts, 1 for influenza POCT using the QuickVue Influenza (A+B) assay (Quidel Corporation, San Diego, USA) and 1 for later nucleic acid testing for influenza and other respiratory viruses. However, there was a problem with getting POCT on time during Hajj.</p> <p>Effectiveness: to assess the effectiveness of face masks in the prevention of transmission of ILI. ILI was defined as subjective (or proven) fever plus 1 respiratory symptom (e.g. dry or productive cough, runny nose, sore throat, shortness of breath).</p> <p>Safety: none planned or reported</p>
Notes	<p>The study was conducted from 4 November 2011 to 10 November 2011.</p> <p>Compliance with face mask use by pilgrims was 56 of 75 (76%) in the mask group and 11 of 89 (12%) in the control group ($P < 0.001$). The proportion of face mask user in the 'mask' tents was 76% for both males (19/25) and females (38/50). The most often reported reason for not wearing face masks was discomfort (15%).</p> <p>Government funded: Qatar National Research Fund (QNRF).</p> <p>The other authors have declared no conflict of interest in relation to this work.</p>

Risk of bias

Bias	Authors' judgement	Support for judgement
Random sequence generation (selection bias)	Unclear risk	Insufficient information provided.
Allocation concealment (selection bias)	Unclear risk	Quote: "tents were randomised to either intervention group (supervised mask tent) or control group (no supervised mask tent) by an independent study coordinator who was not an investigator", but did not mention how
Blinding of participants and personnel (performance bias) All outcomes	Low risk	Quote: "Because advice from the Saudi Ministry of Hajj to all pilgrims included recommending the wearing of masks, all pilgrims, both cases and controls, were asked about mask-wearing"
Blinding of outcome assessment (detection bias) All outcomes	Unclear risk	Self-reported outcomes (nasal swab was performed for those who reported ILI symptoms and was not intended as systematic detection). ILI was defined as subjective (or proven) fever plus 1 respiratory symptom.
Incomplete outcome data (attrition bias) All outcomes	Low risk	No loss to follow-up, all numbers were reported from enrolment to analysis
Selective reporting (reporting bias)	Low risk	All planned outcomes were reported.

Physical interventions to interrupt or reduce the spread of respiratory viruses (Review)

Biswas 2019
Study characteristics

Methods	Cluster-RCT in 24 primary schools in Dhaka to assess the effectiveness of hand sanitiser and a respiratory hygiene education intervention in reducing ILI and laboratory-confirmed influenza during June to September 2015. 12 schools were randomly selected to receive hand sanitiser and respiratory hygiene education, and 12 schools received no intervention. Field staff actively followed children daily to monitor for new ILI episodes (cough with fever) through school visits and by phone if a child was absent. When an illness episode was identified, medical technologists collected nasal swabs to test for influenza viruses.
Participants	<p>A total of 10,855 students were enrolled in the study (intervention schools = 5077 children; control schools = 5778 children).</p> <p>Children aged 5 to 10 years educated in 24 randomly selected primary schools in Dhaka, Bangladesh</p> <p>Exclusion: schools that offered education above grade 5 because of differences in student populations, as well as schools that had previously received a hand or respiratory hygiene intervention</p>
Interventions	Hand sanitiser and respiratory hygiene education versus no intervention. See Table 1 for details.
Outcomes	<p>Incidence of ILI</p> <p>Incidence of laboratory-confirmed influenza (RT-PCR)</p> <p>An ILI episode was defined as measured fever $\geq 38^{\circ}\text{C}$ or subjective fever and cough. If a child was absent, the field staff followed up by phone to identify the reason for absenteeism and to determine if the child met the ILI case definition. If a child in a participating school had an ILI episode, a trained medical technologist visited the child's household to obtain consent from the child's parent/guardian and collect a nasal swab from the child within 48 hours of symptom onset. If it was outside the 48-hour window, the sample was not collected.</p> <p>No safety outcomes reported.</p>
Notes	<p>Government funded.</p> <p>Disclosure of interest: none mentioned.</p>

Risk of bias

Bias	Authors' judgement	Support for judgement
Random sequence generation (selection bias)	Low risk	Sequence generated using a computer-based random number generator.
Allocation concealment (selection bias)	Low risk	Allocation completed prior to individuals being recruited.
Blinding of participants and personnel (performance bias) All outcomes	High risk	Unblinded study
Blinding of outcome assessment (detection bias) All outcomes	High risk	Unblinded study
Incomplete outcome data (attrition bias)	High risk	Information missing for 30 children (28 children in the control schools and 2 children in the intervention schools)

Physical interventions to interrupt or reduce the spread of respiratory viruses (Review)

Biswas 2019 (Continued)

All outcomes

Selective reporting (reporting bias)	Unclear risk	No protocol available
--------------------------------------	--------------	-----------------------

Bundgaard 2021
Study characteristics

Methods	Investigator-initiated, nationwide, unblinded, randomised controlled trial stratified by the 5 regions of Denmark
Participants	<p>Inclusion criteria: community-dwelling adults aged 18 years or older without current or prior symptoms or diagnosis of COVID-19 reported being outside the home amongst others for at least 3 hours per day, and who did not wear masks during their daily work.</p> <p>Exclusion criteria: previously tested positive for SARS-CoV-2 and wear face masks at work</p>
Interventions	<p>Exposure: mask (N = 2392)</p> <p>Control group: no mask (N = 2470)</p> <p>Both groups received materials and instructions for antibody testing on receipt and at 1 month; materials and instructions for collecting an oropharyngeal/nasal swab sample for polymerase chain reaction (PCR) testing at 1 month and whenever symptoms compatible with COVID-19 occurred during follow-up. They registered symptoms and results of the antibody test in the online REDCap system. Written instructions and instructional videos guided antibody testing, oropharyngeal/nasal swabbing, and proper use of masks, and a help line was available to participants. See Table 1 for details.</p>
Outcomes	<p>Study duration: 1 month</p> <p>Effectiveness: primary outcome (composite) SARS-CoV-2 infection, defined as a positive result on an oropharyngeal/nasal swab test for SARS-CoV-2, development of a positive SARS-CoV-2 antibody test result (IgM or IgG) during the study period, or a hospital-based diagnosis of SARS-CoV-2 infection or COVID-19.</p> <p>Secondary outcome: PCR evidence of infection with other respiratory viruses</p> <p>Safety: adverse reaction: 14% in mask group (no further descriptions)</p>
Notes	<p>The authors conclude that inconclusive results, missing data, variable adherence, patient-reported findings on home tests, no blinding, and no assessment of whether masks could decrease disease transmission from mask wearers to others.</p> <p>Funding: the primary funding source was The Salling Foundations.</p> <p>Disclosure can be viewed at www.acponline.org/authors/icmje/ConflictOfInterestForms.do?msNum=M20-6817.</p>

Risk of bias

Bias	Authors' judgement	Support for judgement
Random sequence generation (selection bias)	Low risk	Computer algorithm stratified by the 5 regions of Denmark
Allocation concealment (selection bias)	Unclear risk	Insufficient information reported

Physical interventions to interrupt or reduce the spread of respiratory viruses (Review)

Bundgaard 2021 (Continued)

Blinding of participants and personnel (performance bias) All outcomes	High risk	Not blinded
Blinding of outcome assessment (detection bias) All outcomes	High risk	Not blinded. Patient reported symptoms, POCT testing, patient-reported findings on home tests.
Incomplete outcome data (attrition bias) All outcomes	Low risk	Participant flow chart showed acceptable attrition
Selective reporting (reporting bias)	Low risk	All pre-specified outcomes reported.

Canini 2010
Study characteristics

Methods	A cluster-RCT conducted in France during the 2008 to 2009 influenza season. Households were recruited during a medical visit of a household member with a positive rapid influenza A test and symptoms lasting less than 48 hours. Households were randomised either to the mask or control group for 7 days. In the intervention arm, the index case had to wear a surgical mask from the medical visit and for a period of 5 days. The trial was initially intended to include 372 households, but was prematurely interrupted after the inclusion of 105 households (306 contacts) following the advice of an independent steering committee. Generalised estimating equations were used to test the association between the intervention and the proportion of household contacts who developed an ILI during the 7 days following the inclusion.	
Participants	<p>A total of 105 households were randomised, which represented 148 contacts in the intervention arm and 158 in the control arm.</p> <p>The study was conducted in 3 French regions (Ile de France, Aquitaine, and Franche-Comté) and included households of size 3 to 8.</p> <p>Exclusion criteria: if index patient was treated for asthma or chronic obstructive pulmonary disease or was hospitalised</p>	
Interventions	Surgical mask versus no mask. See Table 1 for details.	
Outcomes	<p>The primary endpoint was the proportion of household contacts who developed an ILI during the 7 days following inclusion. Exploratory cluster-level efficacy outcome, the proportion of households with 1 or more secondary illness in household contacts.</p> <p>A temperature over 37.8 °C with cough or sore throat was used as primary clinical case definition.</p> <p>Adverse reactions due to mask-wearing</p>	
Notes	<p>Government funded.</p> <p>Competing interests: the authors have declared that no competing interests exist.</p>	

Risk of bias

Bias	Authors' judgement	Support for judgement
------	--------------------	-----------------------

Physical interventions to interrupt or reduce the spread of respiratory viruses (Review)

Canini 2010 (Continued)

Random sequence generation (selection bias)	Low risk	Randomisation lists were generated by a computerised program.
Allocation concealment (selection bias)	Low risk	Randomisation was performed centrally by the GP after written consent on an interactive voice response system dedicated to the study.
Blinding of participants and personnel (performance bias) All outcomes	High risk	Unblinded study
Blinding of outcome assessment (detection bias) All outcomes	Low risk	Outcome assessors blinded.
Incomplete outcome data (attrition bias) All outcomes	Low risk	All households included in analysis.
Selective reporting (reporting bias)	Low risk	All specified outcomes reported.

Carabin 1999
Study characteristics

Methods	Cluster-RCT carried out in DCCs in the Canadian province of Quebec between 1 September 1996 and 30 November 1997 (15 months). The aim was to test the effects of a hygiene programme on the incidence of diarrhoea and fecal contamination (data not extracted) and on colds and URTIs. The design included before and after periods analysed to assess the Hawthorne effect of study participation on control DCCs. The unit of randomisation was DCC, but analysis was also carried out at classroom and single-child level. This is a common mistake in cluster-RCT analysis. DCCs were stratified by URTI incidence preceding the trial and randomised by location. Cluster coefficients are not reported.
Participants	A total of 1729 children aged 18 to 36 months in 47 DCCs (83 toddler classrooms) Inclusion criteria: presence of at least 1 sandbox and 1 play area and of at least 12 available toddler places For the autumn of 1997 intervention group (24 DCCs, 43 classrooms, and 414 children), control group (23 DCCs, 23 classrooms, and 374 children). It is not clear what is the distribution and data for the autumn of 1996.
Interventions	Training session (1 day) with washing of hands, toy cleaning, window opening, sand pit cleaning, and repeated exhortations to hand wash. See Table 1 for details.
Outcomes	Laboratory: N/A Effectiveness: diarrhoea and coliform contamination (data not extracted) Colds (nasal discharge with at least 1 of the following: fever, sneezing, cough, sore throat, earache, malaise, irritability) URTI (cold of at least 2 days' duration) Surveillance was carried out by educators, annotating absences or illness on calendars. Researchers also filled in a phone questionnaire with answers by DCC directors. Safety: N/A
Notes	Risk of bias: high (no description of randomisation; partial reporting of outcomes, numerators, and denominators)

Physical interventions to interrupt or reduce the spread of respiratory viruses (Review)

Carabin 1999 (Continued)

Notes: the authors conclude that the intervention reduced the incidence of colds (IRR 0.80, 95% CI 0.68 to 0.93). This was a confusingly written study with unclear interweaving of 2 study designs. For unclear reasons analysis was only carried out for the first autumn. Unclear why colds are not reported in the results. Cluster-coefficients and randomisation process were not described.

Support for the study was provided by the Rhone-Poulenc Rorer Canada Ltd.

Disclosure of interest: none mentioned.

Risk of bias

Bias	Authors' judgement	Support for judgement
Random sequence generation (selection bias)	Unclear risk	Block randomisation of DCC according to region, but sequence generation not reported
Allocation concealment (selection bias)	Unclear risk	Not described
Blinding of participants and personnel (performance bias) All outcomes	High risk	Blinding not possible (hygiene session plus educational material versus none)
Blinding of outcome assessment (detection bias) All outcomes	High risk	Unblinded
Incomplete outcome data (attrition bias) All outcomes	High risk	Originally 52 eligible DCCs with 89 classrooms agreed to take part, but 5 dropped out (2 closed, 1 was sold, 2 either did not provide data or the data were "unreliable", and 6 classrooms had insufficient data). 43 children failing to attend DCC for at least 5 days in the autumn were also excluded. ITT analysis was carried out including an additional DCC whose director refused to let staff attend the training session. No correction made for clustering.
Selective reporting (reporting bias)	High risk	Denominators unclear and not explained

Chard 2019
Study characteristics

Methods	Cluster-RCT conducted amongst 100 randomly selected primary schools lacking functional WASH facilities in Saravane Province, Lao People's Democratic Republic. Schools were randomly assigned to either the intervention (n = 50) or comparison (n = 50) arm. Intervention schools received a school water supply, sanitation facilities, hand-washing facilities, drinking water filters, and behaviour change education and promotion. Comparison schools received the intervention after research activities had ended. At unannounced visits every 6 to 8 weeks, enumerators recorded pupils' roll-call absence, enrolment, attrition, progression to the next grade, and reported illness (diarrhoea, respiratory infection, conjunctivitis), and conducted structured observations to measure intervention fidelity and adherence. Stool samples were collected annually prior to de-worming and analysed for soil-transmitted helminth (STH) infection. In addition to our primary ITT analysis, we conducted secondary analyses to quantify the role of intervention fidelity and adherence on project impacts.
Participants	100 primary schools (50 intervention, 50 comparison) with a total of 3993 pupils were enrolled throughout the study period (intervention schools = 2021 pupils, control schools = 1972 pupils). Up to 40 pupils

Physical interventions to interrupt or reduce the spread of respiratory viruses (Review)

Chard 2019 (Continued)

selected from grades 3 to 5 in each school using systematic stratified sampling, with grade and sex as the stratification variables. Pupils selected at baseline were followed throughout the entire study period; pupils who left the school due to abandonment or transfer were replaced at the beginning of the following academic year, maintaining equal grade and sex ratios when possible. Pupils who progressed from fifth to the sixth grade were replaced with pupils from grade 3 the following academic year.

Interventions	Water supply, sanitation facilities, hand-washing facilities, drinking water filters, and behaviour change education and promotion versus control. See Table 1 for details.
Outcomes	<p>Primary impact of interest was pupil absence, measured by school-wide roll-call at each visit.</p> <p>Secondary health impacts included diarrhoea, symptoms of respiratory infection, and conjunctivitis/non-vision-related eye illness collected through pupil interviews.</p> <p>Pupils were considered to have symptoms of respiratory infection if they reported cough, runny nose, stuffy nose, or sore throat.</p> <p>No safety outcomes reported.</p>
Notes	<p>Funded by government and pharmaceutical industry.</p> <p>Competing interests: all authors have completed the ICMJE uniform disclosure form at http://www.icmje.org/coi_disclosure.pdf (available upon request from the corresponding author) and declare no conflicts of interest.</p>

Risk of bias

Bias	Authors' judgement	Support for judgement
Random sequence generation (selection bias)	Unclear risk	Insufficient details provided.
Allocation concealment (selection bias)	Low risk	Schools allocated prior to recruitment of individuals.
Blinding of participants and personnel (performance bias) All outcomes	High risk	Unblinded study
Blinding of outcome assessment (detection bias) All outcomes	High risk	Unblinded
Incomplete outcome data (attrition bias) All outcomes	Low risk	Exclusions were due to participants leaving school, hence unlikely to cause bias.
Selective reporting (reporting bias)	Low risk	All specified outcomes reported.

Correa 2012
Study characteristics

Methods	Cluster-RCT in childcare facilities in Colombia from 16 April to 18 December 2008 (3 school terms) testing the effects of hand hygiene using an alcohol-based hand rub versus standard practice
---------	---

Physical interventions to interrupt or reduce the spread of respiratory viruses (Review)

Correa 2012 (Continued)

Participants	<p>42 childcare facilities in 6 towns in Colombia. A total of 1727 were enrolled (intervention group = 794 from 21 centres, control group = 933 from 21 centres).</p> <p>Inclusion criteria: licensed to care for 12 or more children aged 1 to 5 years for 8 hours a day, 5 times per week, and where availability of tap water was limited</p>
Interventions	<p>Intervention: alcohol-based hand wash as an addition to hand-washing</p> <p>Control: usual hand-washing practice</p> <p>See Table 1 for details.</p>
Outcomes	<p>ARI defined as: 2 or more of the following symptoms for at least 24 hours, lasting at least 2 days: runny, stuffy, or blocked nose or noisy breathing; cough; fever, hot sensation, or chills; and/or sore throat. Ear pain alone was considered an ARI.</p>
Notes	<p>This work was supported by a grant from the Global Development Network (New Delhi, India), "Fifth Global Research Project: Promoting Innovative Programs from the Developing World: Towards Realizing the Health MDG's in Africa and Asia," and the Bill and Melinda Gates Foundation (Seattle, Washington, United States).</p> <p>Authors declare to have no conflicts of interest.</p>

Risk of bias

Bias	Authors' judgement	Support for judgement
Random sequence generation (selection bias)	Low risk	"...using the random function in Microsoft Excel™ (Microsoft Corp., Redmond, Washington, United States), random numbers (1 or 2) were generated and allotted 1:1 within each group. Finally, a researcher flipped a coin to decide which number would correspond to either arm (heads = 1, intervention; tails = 2, control)."
Allocation concealment (selection bias)	Unclear risk	Method not described
Blinding of participants and personnel (performance bias) All outcomes	High risk	Unblinded study
Blinding of outcome assessment (detection bias) All outcomes	High risk	Unblinded study
Incomplete outcome data (attrition bias) All outcomes	Low risk	Lost to follow-up similar in each group and not substantial
Selective reporting (reporting bias)	Unclear risk	No protocol available

Cowling 2008
Study characteristics
Physical interventions to interrupt or reduce the spread of respiratory viruses (Review)

Cowling 2008 (Continued)

Methods	<p>Cluster-RCT carried out in Hong Kong SARS between February and September 2007. The study assessed the effects of non-pharmaceutical interventions on the household transmission of influenza over a 9-day period. ILI cases whose family contacts had been symptom-free for at least 2 weeks rapid-tested for influenza A and B were used and randomised to 3 interventions. Randomisation was carried out in 2 different schedules (2:1:1 for the first 100 households, and subsequently 8:1:1), but it is unclear why and how this was done.</p>
Participants	<p>A total of 350 of 944 originally enrolled participants representing 122 households were analysed (control group = 71 households with 205 household contacts, face mask = 21 households with 61 household contacts, HH = 30 households with 84 household contacts).</p> <p>Inclusion criteria: residents of Hong Kong aged at least 2 years, reporting at least 2 symptoms of ILI ((such as fever \geq 38 degrees, cough, headache, coryza, sore throat, muscle aches and pains) and positive influenza A+B rapid test and living in a household with at least 2 other individuals, none of whom had ILI in the preceding 14 days</p> <p>Households were excluded because subsequent laboratory testing (culture) was negative.</p> <p>Attrition was not explained.</p>
Interventions	<p>Households were randomised to either wearing face masks with education (as the control group plus education about face mask use) or hand-washing with special medicated soap (with alcohol sanitiser) with education (as the control group plus education about hand-washing) or education about general healthy lifestyle and diet (control group). The soap was distributed in special containers that were weighed at the start and end of the study. Interventions visits to the households were done on average 1 day after randomisation of index case household. See Table 1 for details.</p>
Outcomes	<p>Laboratory: QuickVue RTI MDCK culture Samples were harvested using NTS, but the text refers to a second procedure from June 2007 onwards testing for non-influenza viruses, with no data reported.</p> <p>Effectiveness: secondary attack ratios (SAR): SAR is the proportion of household contacts of an index case who were subsequently ill with influenza (symptomatic contact individuals with at least 1 NTS positive for influenza by viral culture or PCR)</p> <p>3 clinical definitions were used for secondary analysis:</p> <ol style="list-style-type: none"> 1. Fever \geq 38 degrees, or at least 2 of following symptoms: headache, coryza, sore throat, muscle aches and pains 2. At least 2 of the following S/S: fever \geq 37.8 degrees, cough, headache, sore throat, muscle aches and pains 3. Fever \geq 37.8 degrees plus cough or sore throat <p>Safety: no harms were reported in any of the arms</p>
Notes	<p>The trial authors conclude that “The secondary attack ratios were lower than anticipated, and lower than reported in other countries, perhaps due to differing patterns of susceptibility, lack of significant antigenic drift in circulating influenza virus strains recently, and/or issues related to the symptomatic recruitment design. Lessons learnt from this pilot have informed changes for the main study in 2008”. Although billed as a pilot study, the text is highly confusing and at times contradictory. The intervention was delivered at a home visit up to 36 hours after the index case was seen in the outpatients. This is a long time and perhaps the reason for failure of the intervention. Practically, the intervention will have to be organised before even seeking medical care, i.e. people know to do it when the child gets sick at home.</p> <p>This work has received financial support from the US Centers for Disease Control and Prevention (grant no. 1 U01 CI000439-01), the Research Fund for the Control of Infectious Disease, Food and Health Bu-</p>

Cowling 2008 (Continued)

reau, Government of the Hong Kong SAR, and the Area of Excellence Scheme of the Hong Kong University Grants Committee (grant no. AoE/M-12/06).

Competing Interests: the authors have declared that no competing interests exist.

Risk of bias

Bias	Authors' judgement	Support for judgement
Random sequence generation (selection bias)	Low risk	Randomisation was computer generated by a biostatistician. Quote:"A pre-specified table of random numbers will be used to assign one of the three interventions to the household of the index case."
Allocation concealment (selection bias)	Low risk	The households of eligible study index patients were allocated to 3 groups in a 1:1:1 ratio under a block randomisation structure with randomly permuted block sizes of 18, 24, and 30 using a random-number generator. Allocation was concealed from treating physicians and clinics and implemented by study nurses at the time of the initial household visit.
Blinding of participants and personnel (performance bias) All outcomes	High risk	Participants and people who administered the interventions were not blinded to the interventions, but participants were not informed of the specific nature of the interventions applied to other participating households.
Blinding of outcome assessment (detection bias) All outcomes	High risk	Unblinded
Incomplete outcome data (attrition bias) All outcomes	High risk	Dropout was accounted for. Dropout from the randomised population was high: 32% in control group, 37.5% in hand hygiene group, and 39.4% in face mask and hand hygiene group. Reasons for dropout were distributed evenly across the 3 groups. Authors report follow-up as proportion of patients remaining in the study after initial dropout.
Selective reporting (reporting bias)	High risk	The choice of season, change in randomisation schedules, and unexplained dropouts amongst contacts; the use of QuickVue, which proved unreliable, reporting bias on non-influenza isolates resulted in a judgement of high risk of bias.

Cowling 2009
Study characteristics

Methods	Cluster-RCT
Participants	A total of 407 index cases and 794 household contacts were analysed. Of 407 enrolled households, 322 received the allocated interventions as follows: <ol style="list-style-type: none"> 1. control group = 112 households with 346 contacts (only 91 households analysed with 279 contacts); 2. hand hygiene = 106 households with 329 contacts (only 85 households analysed with 257 contacts); 3. face mask + hand hygiene = 104 households with 340 contacts (only 83 households analysed with 258 contacts).

Physical interventions to interrupt or reduce the spread of respiratory viruses (Review)

Cowling 2009 (Continued)

Inclusion criteria: households in Hong Kong. Index cases from 45 outpatient clinics in both the private and public sectors across Hong Kong. They enrolled individuals who reported at least 2 symptoms of ARI (temperature 37.8 °C, cough, headache, sore throat, or myalgia); had symptom onset within 48 hours; and lived in a household with at least 2 other people, none of whom had reported ARI in the preceding 14 days. After giving informed consent, participants provided nasal and throat swab specimens.

2750 patients were eligible and tested between 2 January and 30 September 2008.

Interventions	Participants with a positive rapid-test result and their household contacts were randomly assigned to 1 of 3 study groups: control (lifestyle measures - 134 households), control plus enhanced hand hygiene only (136 households), and control plus face masks and enhanced hand hygiene (137 households) for all household members. No detailed description of the instructions was given to participants. See Table 1 for details.
----------------------	---

Outcomes	<p>Influenza virus infection in household contacts, as confirmed by RT-PCR or diagnosed clinically after 7 days</p> <p>"The primary outcome measure was the secondary attack ratio at the individual level: that is, the proportion of household contacts infected with influenza virus. We evaluated the secondary attack ratio using a laboratory definition (a household contact with a nose and throat swab specimen positive for influenza by RT-PCR) as the primary analysis and 2 secondary clinical definitions of influenza based on self-reported data from the symptom diaries as secondary analyses."</p> <p>Statistical analysis: adjusted for clustering Results: no statistically significant difference in secondary attack ratio between groups in total population. Statistically significant reduction in RT-PCR confirmed influenza virus infections in the household contacts in 154 households in which the intervention was applied within 36 hours of symptom onset in the index patient. Adherence to hand hygiene was between 44% and 62%. Adherence of index patient to wearing a face mask between 15% and 49%.</p>
-----------------	---

Notes	<p>"In an unintentional deviation from that protocol, 49 of the 407 randomly allocated persons had a household contact with influenza symptoms at recruitment (a potential co-index patient). We also randomly assigned 6 of 407 persons who had symptoms for slightly more than 48 hours."</p> <p>The trial authors conclude that "Hand hygiene and face masks seemed to prevent household transmission of influenza virus when implemented within 36 hours of index patient symptom onset. These findings suggest that non-pharmaceutical interventions are important for mitigation of pandemic and inter-pandemic influenza".</p> <p>Primary funding source: Centers for Disease Control and Prevention.</p> <p>Potential conflicts of interest: none disclosed.</p>
--------------	--

Risk of bias

Bias	Authors' judgement	Support for judgement
Random sequence generation (selection bias)	Low risk	Randomisation was computer generated by a biostatistician. Quote: "A pre-specified table of random numbers will be used to assign one of the three interventions to the household of the index case."
Allocation concealment (selection bias)	Low risk	The households of eligible study index patients were allocated to 3 groups in a 1:1:1 ratio under a block randomisation structure with randomly permuted block sizes of 18, 24, and 30 using a random-number generator. Allocation was concealed from treating physicians and clinics and implemented by study nurses at the time of the initial household visit.
Blinding of participants and personnel (performance bias)	High risk	Quote: "Participants and personnel administering the interventions were not blinded to group assignment."

Physical interventions to interrupt or reduce the spread of respiratory viruses (Review)

Cowling 2009 (Continued)

All outcomes

Blinding of outcome assessment (detection bias) All outcomes	Unclear risk	It is not stated if the outcome assessor was blinded.
Incomplete outcome data (attrition bias) All outcomes	High risk	Dropout was accounted for. Dropout from the randomised population was high: 32% in control group, 37.5% in hand hygiene group, and 39.4% in face mask and hand hygiene group. Reasons for dropout were distributed evenly across the 3 groups. Trial authors report follow-up as proportion of patients remaining in the study after initial dropout.
Selective reporting (reporting bias)	Unclear risk	In general good reporting

DiVita 2011
Study characteristics

Methods	The impact of hand-washing promotion on the risk of household transmission of influenza, ILI, and fever was tested in rural Bangladesh. ILI was defined as fever in children < 5 years old and fever with cough or sore throat in individuals > 5 years old. Households were randomised to intervention or control. The intervention group received hand-washing stations with soap and daily hand-washing motivation at critical times for pathogen transmission, such as after coughing or sneezing. Daily surveillance was conducted, and household members with fever were tested for influenza viruses by PCR. Secondary attack ratios (SAR) were calculated for influenza, ILI, and fever in each arm. Logistic regression with generalised estimating equations was used to estimate the significance of the SAR comparison whilst controlling for clustering by household.	
Participants	The study included 233 patient index cases (intervention group = 100, control group 133) with 2540 household contacts (intervention group = 134, control group = 1226). Inclusion criteria: index case patients (individuals who developed ILI within the previous 2 days and were the only symptomatic person in their household) as well as their household contacts	
Interventions	Hand-washing stations with soap and daily hand-washing motivation versus control. See Table 1 for details.	
Outcomes	SAR were calculated for influenza, ILI, and fever. ILI was defined as fever in children < 5 years old and fever with cough or sore throat in individuals > 5 years old. No safety outcomes reported.	
Notes	Funding source unknown. Disclosure of interest: none declared.	

Risk of bias

Bias	Authors' judgement	Support for judgement
Random sequence generation (selection bias)	Unclear risk	Insufficient details provided

Physical interventions to interrupt or reduce the spread of respiratory viruses (Review)

DiVita 2011 (Continued)

Allocation concealment (selection bias)	Unclear risk	Insufficient details provided
Blinding of participants and personnel (performance bias) All outcomes	Unclear risk	Insufficient details provided
Blinding of outcome assessment (detection bias) All outcomes	Unclear risk	Insufficient details provided
Incomplete outcome data (attrition bias) All outcomes	Unclear risk	Insufficient details provided
Selective reporting (reporting bias)	Unclear risk	Insufficient details provided

Farr 1988a
Study characteristics

Methods	<p>6-month cluster-RCT, controlled, double-blind of the efficacy of virucidal nasal tissues in the prevention of natural cold, conducted in Charlottesville, Virginia, USA. Many of the families were enrolled because 1 or more family members worked at the State Farm Insurance Company; the remaining families were recruited from the Charlottesville community by advertisement in a local newspaper. Families were randomly assigned by the sponsoring company to receive boxes of treated tissues, placebo tissues, or no tissues. The randomisation was performed by computer. Study participants and investigators were unaware of the type of tissues each family was randomised to receive. Blinding efficacy was tested using a questionnaire: the mothers in each family were asked twice if she believed her family was using virucidal or placebo tissues.</p> <p>Participants in the treated and placebo groups were instructed to use only tissues received through the study, whilst families in the additional control group without tissues were allowed to continue their usual practice of personal hygiene. Each family member kept a daily listing of respiratory symptoms on a record card. A nurse epidemiologist visited each family monthly to encourage recording.</p>
Participants	<p>186 families, 58 in the active group, 59 in the placebo group, and 69 in the no-tissues group.</p> <p>A total of 302 families were originally recruited; 116 families who did not comply with the study protocol, lost their surveillance cards, could not complete the protocol were excluded from the analysis.</p>
Interventions	<p>Use of virucidal tissues versus placebo tissues versus no tissues. The treated tissues were impregnated with malic and citric acids and sodium lauryl sulphate, whilst placebo tissues contained saccharin. See Table 1 for details.</p>
Outcomes	<p>Laboratory: serological evidence: no Effectiveness: respiratory illness Safety: N/A</p>
Notes	<p>The authors concluded that virucidal tissues have only a small impact on the overall rate of natural acute respiratory illnesses. The total illness rate was lower in families using virucidal tissues than in both of the other study groups, but only the difference between active and placebo groups was statistically significant (3.4 illness per person versus 3.9 for placebo group, $P = 0.04$, and 3.6 for the no-tissue control group, $P = 0.2$, and overall 14% to 5% reduction). The questionnaire results suggest that some bias may have been present since a majority of mothers in the virucide group believed they were receiving the 'active' tissues. Another possible explanation of the low effectiveness of virucidal tissues</p>

Physical interventions to interrupt or reduce the spread of respiratory viruses (Review)

Farr 1988a (Continued)

is poor compliance by children in use of the virucidal tissues. A well-designed and honestly reported study.

Funding source not reported.

Potential conflicts of interest: none disclosed.

Risk of bias

Bias	Authors' judgement	Support for judgement
Random sequence generation (selection bias)	Unclear risk	Quote: "The randomisation was performed by computer in each trial." However, method of sequence generation is not stated.
Allocation concealment (selection bias)	Unclear risk	Quote: "In trial I, families were randomly assigned by the sponsoring company to receive boxes of treated tissues, placebo tissues or no tissues." Quote: "Families with one or two children were randomised in one stratum, and families with three or more children were randomised in a second stratum in trial I." Concealment of allocation not described
Blinding of participants and personnel (performance bias) All outcomes	Low risk	Quote: "Study participants and investigators were unaware of the type of tissues which each family was randomised to receive in both trials. In trial I, the mother in each family was asked twice if she believed her family was using active or placebo tissues, first after three months and then at the end of the study."
Blinding of outcome assessment (detection bias) All outcomes	Low risk	Quote: "Study participants and investigators were unaware of the type of tissues which each family was randomised to receive in both trials. In trial I, the mother in each family was asked twice if she believed her family was using active or placebo tissues, first after three months and then at the end of the study."
Incomplete outcome data (attrition bias) All outcomes	High risk	Quote: "A total of 116 of the 302 families were excluded from the analysis. Families were excluded if they lost their surveillance cards or did not conscientiously record data, did not comply with the study protocol, or simply could not complete the protocol for family reasons. It was discovered that families with five or more members had so many colds that it was not possible to distinguish primary and secondary illnesses. These large families were therefore excluded from the analysis in trial I and were excluded from enrolment in trial II."
Selective reporting (reporting bias)	Low risk	All indicated outcomes are reported.

Farr 1988b
Study characteristics

Methods	Six-month randomised, controlled, double-blind trial of the efficacy of virucidal nasal tissues in the prevention of natural cold, conducted in Charlottesville, Virginia, USA. Families were recruited from the Charlottesville community by advertisement in a local newspaper. Families were randomly assigned by the sponsoring company to receive either virucidal tissues or placebo-treated tissues. Stratified randomisation was performed by computer, and the strata were defined by total number in the family. Study participants and investigators were unaware of the type of tissues each family was randomised to receive. Each family member kept a daily listing of respiratory symptoms on a record card. A nurse
---------	--

Physical interventions to interrupt or reduce the spread of respiratory viruses (Review)

Farr 1988b (Continued)

epidemiologist visited each family monthly to encourage recording. In addition, a study monitor visited each family bimonthly to further encourage compliance and reporting of symptoms.

Participants	98 families, 58 in the active group and 40 in the placebo group. 231 families were initially recruited, 222 completed the trial, data of 98 families were analysed. The other families were excluded from the analysis because they complained of side effects (sneezing, etc.) or reported not using the tissues regularly. See Table 1 for details.
Interventions	Use of virucidal tissues versus placebo tissues. The treated tissues were impregnated with malic and citric acids and sodium lauryl sulphate, whilst the placebo tissues contained succinic acid. Participants in the treated and placebo groups were instructed to only use tissues received through the study.
Outcomes	Laboratory: serological evidence: no Effectiveness: respiratory illness Safety: N/A
Notes	<p>The study suggests that virucidal tissues have only a small impact on the overall rate of natural acute respiratory illnesses. The total illness rate was lower in families using virucidal tissues than in the other study group, but the difference between active and placebo groups was not statistically significant. There was a small, non-significant drop in illness rates across families (5%). The tissues appeared to be ineffective as the drop was confined to primary illness unaffected by tissue use. The placebo (succinic acid) was not inert, and was associated with cough and nasal burning. This impacted on allocation concealment. A well-designed and honestly reported study marred by transparent allocation.</p> <p>Funding source not reported.</p> <p>Potential conflicts of interest: none disclosed.</p>

Risk of bias

Bias	Authors' judgement	Support for judgement
Random sequence generation (selection bias)	Unclear risk	"The randomisation was performed by computer in each trial." However, method of sequence generation is not stated.
Allocation concealment (selection bias)	Unclear risk	<p>Quote: "In trial II, families were randomly assigned by the sponsor to receive either virucidal tissues or placebo treated tissues."</p> <p>Quote: "In trial II, stratified randomisation was again used, but this time the strata were defined by total number in the family (i.e., one stratum for two-member families, another stratum for three-member families, and a final one for four-member families)."</p> <p>Concealment of allocation not described</p>
Blinding of participants and personnel (performance bias) All outcomes	Low risk	Quote: "Study participants and investigators were unaware of the type of tissues which each family was randomised to receive in both trials."
Blinding of outcome assessment (detection bias) All outcomes	Low risk	Quote: "Study participants and investigators were unaware of the type of tissues which each family was randomised to receive in both trials."
Incomplete outcome data (attrition bias) All outcomes	High risk	Quote: "A total of 222 (of 231) families completed trial II; 9 families were terminated early (table 1). In 124 families, one or more family members reported not using the tissues regularly and/or reported having significant side effects. The data from these families were not analysed, leaving 58 families (177 persons) and 40 families (114 persons) for analysis in the virucide and placebo groups, respectively."

Physical interventions to interrupt or reduce the spread of respiratory viruses (Review)

Farr 1988b (Continued)

Selective reporting (reporting bias)	Low risk	All indicated outcomes are reported.
--------------------------------------	----------	--------------------------------------

Feldman 2016
Study characteristics

Methods	Prospective cluster-RCT. Ships from a single, central naval base. Ships were stratified by vessel classes (corvette, fast missile boat, and patrol boat).
Participants	All people participating in security operations, routine exercises, and patrol at a single, central naval base were eligible. The actual number of participants in the groups is not reported.
Interventions	Chlorhexidine gluconate (CHG) dispensers in addition to soap-and-water hand-washing versus soap-and-water hand-washing. See Table 1 for details.
Outcomes	Laboratory: bacterial palm cultures from 30 sailors from each group using a modified bag broth technique with sterile brain-heart broth, at 0 and 4 months (sample participants) Effectiveness: Primary outcome: incidence of infectious diseases reported by the computerised patient records system using ICD-9 diagnoses and grouped into diarrhoeal, respiratory, and skin infections; the number of sick call visits; and the number of sick leave and light-duty days incurred by the sailors Secondary outcome: subclinical morbidity (i.e. symptoms of self-reported infectious diseases) Safety: not reported
Notes	No report on adherence Study was conducted between May and September 2014 (4 months follow-up). CHG availability onboard the ships did not reduce the transmission of infectious diseases or colonisation. Government funded (Israeli Defense Force Medical Corps). Potential conflicts of interest: none disclosed.

Risk of bias

Bias	Authors' judgement	Support for judgement
Random sequence generation (selection bias)	Unclear risk	No description of randomisation
Allocation concealment (selection bias)	Unclear risk	No description of allocation
Blinding of participants and personnel (performance bias) All outcomes	High risk	Unblinded. Self-reported outcomes
Blinding of outcome assessment (detection bias)	Unclear risk	No information if personnel collecting data for ICD-9 diagnosis were blinded

Physical interventions to interrupt or reduce the spread of respiratory viruses (Review)

Feldman 2016 (Continued)

All outcomes

Incomplete outcome data (attrition bias) All outcomes	Unclear risk	No participants flow chart, no attrition data
Selective reporting (reporting bias)	Unclear risk	No protocol to compare

Fretheim 2022a
Study characteristics

Methods	Pragmatic RCT
Participants	<p>3717 participants in Norway (glasses n = 1852; no glasses n = 1865)</p> <p>Inclusion criteria:</p> <ol style="list-style-type: none"> 1. were at least 18 years of age; 2. did not regularly wear glasses; 3. owned or could borrow glasses that they could use (e.g. sun-glasses); 4. had not contracted COVID-19 in the 6 weeks prior to participation; 5. did not have COVID-19 symptoms when providing consent; 6. were willing to be randomised to wear, or not wear glasses outside their home when close to others for a 2-week period; 7. provided informed consent; and 8. contact lenses were allowed in the control group for those dependent on this visual aid. <p>Exclusion criteria:</p> <ol style="list-style-type: none"> 1. does regularly wear glasses (contact lenses are accepted); and 2. contracted COVID-19 after December 15th 2021.
Interventions	<p>Intervention group: wearing eyeglasses (any type) when close to other people outside their home (on public transport, in shopping malls etc.), over a 14-day period. The control: encouraged not to wear glasses when close to others outside their home. See TIDieR Table (Table 1) for details.</p>
Outcomes	<p>Primary outcome</p> <ol style="list-style-type: none"> 1. Any positive COVID-19 test result reported to the Norwegian Surveillance System for Communicable Diseases (MSIS), from day 3 to day 17 of the study period. <p>Secondary outcomes</p> <ol style="list-style-type: none"> 1. Any positive COVID-19 test result based on self-report, from day 1 to day 17 of the study period. 2. Episode of respiratory infection based on self-report of symptoms from day 1 to day 17 of the study period. Respiratory infection was defined as having 1 respiratory symptom (stuffed or runny nose, sore throat, cough, sneezing, heavy breathing) and fever, or 1 respiratory symptom and at least 2 more symptoms (body ache, muscular pain, fatigue, reduced appetite, stomach pain, headache, loss of smell). 3. Healthcare use for respiratory symptoms, self-reported, from day 1 to day 17 of the study period. 4. Healthcare use for injuries, self-reported, from day 1 to day 17 of the study period. 5. Healthcare use (all causes), self-reported, from day 1 to day 17 of the study period. 6. Healthcare use for respiratory symptoms as registered in Norwegian Patient Registry (NPR), from day 3 to day 28 of the study period.

Fretheim 2022a (Continued)

7. Healthcare use for injuries (from day 1 to day 21 as registered in NPR and the Norwegian Registry for Primary Health Care (KPR), from day 3 to day 28 of the study period.
8. Healthcare use (all causes) as registered in NPR and KPR from day 1 to day 21 of the study period.

Notes

The study did not report on the latter 4 outcomes due to lack of access to this data at the time of publication.

Negative experiences of using the eyeglasses were reported: fogging, feeling uncomfortable and tiring, reduced vision, fall, feeling silly when wearing glasses indoor, headache.

Funding: the costs of running the trial were covered by the Centre for Epidemic Interventions Research (CEIR), Norwegian Institute of Public Health.

Competing interests: all authors declare: no competing interests.

Risk of bias

Bias	Authors' judgement	Support for judgement
Random sequence generation (selection bias)	Low risk	Automatically randomised after signing the consent form in the online recruitment platform (Nettskjema).
Allocation concealment (selection bias)	High risk	A digital recruitment platform (Nettskjema) was used to generate allocation. However, more participants in the intervention group wore face masks.
Blinding of participants and personnel (performance bias) All outcomes	High risk	An open-label study. Participants and investigators were not blinded.
Blinding of outcome assessment (detection bias) All outcomes	High risk	Outcome is self-reported positive COVID-19 test result reported to the Norwegian Surveillance System for Communicable Diseases (MSIS). However, the public policy requiring confirmatory PCR-test had changed during the study conduct which may have affected case detection.
Incomplete outcome data (attrition bias) All outcomes	Low risk	Participants flow chart was provided.
Selective reporting (reporting bias)	Low risk	No deviation from the published protocol.

Goodall 2014
Study characteristics

Methods	A 2X2 factorial RCT with 4 treatment arms <ol style="list-style-type: none"> 1. Vitamin D₃ and gargling 2. Placebo and gargling 3. Vitamin D₃ and no gargling 4. Placebo and no gargling
Participants	600 students from McMaster University, Hamilton, Ontario, Canada, randomised to the following. <ol style="list-style-type: none"> 1. Vitamin D and gargling (N = 150, analysed 135) 2. Vitamin D and no gargling (N = 150, 123 outcomes included in analysis)

Physical interventions to interrupt or reduce the spread of respiratory viruses (Review)

Goodall 2014 (Continued)

3. Placebo and gargling (N = 150, 121 known outcomes included in analysis)
4. Placebo and no gargling (N = 150, 113 known outcomes included in analysis)

Inclusion criteria: aged ≥ 17 years and lived with at least 1 student house mate.

Exclusion criteria: students with contraindicated medical conditions (hypercalcaemia, parathyroid disorder, chronic kidney disease, use of anticonvulsants, malabsorption syndromes, sarcoidosis), who were currently or planning to become pregnant, who were taking ≥ 1000 international units (IU)/day vitamin D, or who were unable to swallow capsules

Interventions	See Table 1 for details.
Outcomes	<p>Laboratory (influenza assessed via weekly self-collected nasal swabs; only swabs for symptomatic participants were assessed). Lab-confirmed influenza was determined by testing the Day 1 nasal swabs using an in-house enterovirus/rhinovirus PCR and, if negative, a commercial multiplex PCR able to detect 16 respiratory viruses and viral subtypes (xTAG RVP FAST, Luminex, Austin TX).</p> <p>Clinical URTI assessed via weekly online surveys.</p> <p>Clinical URTI is defined as the participant's perception of cold in conjunction with 1 or more symptoms (runny/stuffy nose, congestion, cough, sneezing, sore throat, muscle aches, or fever). When participants reported symptoms but were uncertain if they were ill, adjudication was applied by 2 clinicians.</p> <p>Safety:</p> <p>None assessed/reported by the investigators.</p>
Notes	<p>Study was conducted during 2 periods: September to October in 2010 and 2011.</p> <p>Partial governmental funding.</p> <p>Competing interests: the authors declare that they have no competing interests.</p>

Risk of bias

Bias	Authors' judgement	Support for judgement
Random sequence generation (selection bias)	Unclear risk	No description on how the randomisation sequence was generated
Allocation concealment (selection bias)	Low risk	Study used opaque, sealed, serially numbered envelopes. Envelopes were only accessed when both personnel were present.
Blinding of participants and personnel (performance bias) All outcomes	Low risk	Due to the nature of gargling with tap water, this intervention was not blinded. However, all other aspects of the study were blinded. Self-reported symptoms were adjudicated by 2 clinicians.
Blinding of outcome assessment (detection bias) All outcomes	Low risk	Except for gargling, all other participants and study personnel were blinded.
Incomplete outcome data (attrition bias) All outcomes	Low risk	Study flow chart and reasons for lost to follow-up are provided, imputation used for missing outcomes.
Selective reporting (reporting bias)	Low risk	All planned study outcomes were reported and match the published study protocol.

Physical interventions to interrupt or reduce the spread of respiratory viruses (Review)

Gutiérrez-García 2022
Study characteristics

Methods	Single-blind (analyst) randomised controlled trial carried out in a single centre in Mexico City during September to November 2020. Randomisation was through tokens in opaque envelopes but the trial was open to all except the data analysts. There were some imbalances in age groups post-randomisation at baseline in age and comorbidities
Participants	85 front line healthcare workers, unvaccinated and with no history of COVID infection in each arm. 6 and 1 were excluded from the analysis as they tested positive to COVID within 14 days of recruitment. Follow-up was 2 weeks
Interventions	Neutral electrolysed water (SES) (pH 6.5 to 7.5) nasal and oral rinses 3 times daily and PPE versus PPE only for the prevention of SARS-CoV-2 infection. See Table 1 for details.
Outcomes	<p>Laboratory</p> <p>RT-PCR no further described “according to the WHO guidelines”, once only presumably with symptoms.</p> <p>Effectiveness</p> <p>COVID-19 disease confirmed by RT-PCR, between the 14th day since their recruitment and the 28th day of follow-up. The following are listed as COVID-19 signs and symptoms: dry cough, fever > 37.5°C, headache, myalgia, arthralgia, rhinorrhoea, conjunctivitis, pharyngodynia,odynophagia. 1 and 10 participants were positive in the intervention and control arms respectively. All 11 were nurses.</p> <p>Safety</p> <p>Local harms from SES applications – none reported</p>
Notes	<p>The authors conclude that quote: “the prophylactic protocol was demonstrated as a protective factor, in more than 90%, for developing the disease, and without adverse effects. Nasal and oral rinses with SES maybe an efficient alternative to reinforce the protective measures against COVID-19 disease and should be further investigated.”</p> <p>Funding: no funding was received.</p> <p>Competing interests: the authors RGG, JCA and IDE declare that they have no competing interests. ACL, NMS and BPM state that they are employees at Esteripharma S.A. de C.V. company but did not participate in the decision to publish the results of the study, nor in the selection of the volunteers or in its development.</p>

Risk of bias

Bias	Authors' judgement	Support for judgement
Random sequence generation (selection bias)	Unclear risk	Insufficient information provided.
Allocation concealment (selection bias)	High risk	Nurse or doctor chose one of two identical tokens that were placed inside an opaque plastic container. One token was labelled ‘with SES’ (treatment group) and the other ‘without SES’ (control group).
Blinding of participants and personnel (performance bias) All outcomes	High risk	Not blinded.
Blinding of outcome assessment (detection bias)	Low risk	Primary endpoint was the number of healthcare professionals, nurses, or physicians, with COVID-19 disease confirmed by

Physical interventions to interrupt or reduce the spread of respiratory viruses (Review)

Gutiérrez-García 2022 (Continued)

All outcomes		RT-PCR. Researchers that performed the statistical analyses were blinded.
Incomplete outcome data (attrition bias) All outcomes	Low risk	Minimal exclusions from the analysis.
Selective reporting (reporting bias)	Low risk	Pre-specified outcomes reported.

Gwaltney 1980
Study characteristics

Methods	Study assessed the effectiveness of aqueous iodine applied to the fingers in blocking hand transmission of experimental infection with rhinovirus from 1 volunteer to another. Healthy, young adult volunteers were recruited from the general population at the University of Virginia, Charlottesville. Volunteers were not informed about the contents of the hand preparation until after the study. 2 experiments were conducted to evaluate the virucidal activity of aqueous iodine applied to the fingers immediately before viral contamination. Another 2 experiments were conducted to determine whether there was sufficient residual activity of aqueous iodine after 2 hours to interrupt viral spread by the hand route. Volunteers who were donors of virus for the hand exposures were challenged intranasally on 3 consecutive days with the rhinovirus strain HH. Recipients were randomly assigned to receive iodine or placebo. The donors contaminated their hands with nasal secretions by finger to nose contact before the exposure. Hand contact was made between a donor and a recipient by stroking of the fingers for 10 seconds. Donors and recipients wore masks during the exposure period.	
Participants	15 and 20 volunteers in 2 experiments	
Interventions	Treatment of fingers with iodine versus placebo. The virucidal preparation used was aqueous iodine (2% iodine and 4% potassium iodide). The placebo was an aqueous solution of food colours. See Table 1 for details.	
Outcomes	Experimental rhinovirus infection reduced ($P = 0.06$) Laboratory: serological evidence Effectiveness: rhinovirus infection (based on serology, isolation, and clinical symptoms) with high-score clinical illness. Score was published elsewhere. Safety: N/A	
Notes	<p>Risk of bias: high (poor description of randomisation process, concealment, or allocation)</p> <p>Notes: the study suggests that aqueous iodine applied to the fingers was effective in blocking transmission by hand contact of experimental infection with rhinovirus for up to 2 hours after application (1 out of 10 volunteers were infected compared to 6 out of 10 in the placebo preparation arm, $P = 0.06$ with Fisher's exact test). The effectiveness of iodine treatment of the fingers in interrupting viral transmission in volunteers recommends its use for attempting to block transmission of rhinovirus under natural conditions. Although the cosmetic properties of 2% aqueous iodine make it impractical for routine use, it can be used as an epidemiologic tool to study the importance of the hand transmission route and to develop an effective cosmetically acceptable hand preparation. A summarily reported study.</p> <p>Funding source not reported.</p> <p>Disclosure of interest: none mentioned.</p>	

Risk of bias

Bias	Authors' judgement	Support for judgement
------	--------------------	-----------------------

Physical interventions to interrupt or reduce the spread of respiratory viruses (Review)

Gwaltney 1980 (Continued)

Random sequence generation (selection bias)	Unclear risk	Insufficient information
Allocation concealment (selection bias)	Unclear risk	insufficient information
Blinding of participants and personnel (performance bias) All outcomes	Low risk	Quote:Quote: "The viricidal preparation used was aqueous iodine... . The placebo was an aqueous solution of food colors... mixed to resemble the color of iodine. An odor of iodine was given to the placebo... . Volunteers were not informed about the contents of the hand preparation until after the study."
Blinding of outcome assessment (detection bias) All outcomes	Unclear risk	It is not stated whether the outcome assessor was blinded or not.
Incomplete outcome data (attrition bias) All outcomes	Unclear risk	Insufficient information
Selective reporting (reporting bias)	Unclear risk	Insufficient information

Hartinger 2016
Study characteristics

Methods	Communities were randomised to a comprehensive intervention was an improved solid-fuel stove, installation of a kitchen sink with running water, solar drinking water disinfection, education on hand-washing, and separating animals from the kitchen environment.
Participants	534 children (267 in each group) in 51 communities (25 in intervention, 26 in control group). 250 children/households in the intervention group and 253 children/households in the control group were available for follow-up. Conducted in a rural farming area
Interventions	Environmental home-based intervention package consisting of improved solid-fuel stoves, kitchen sinks, solar disinfection of drinking water, and hygiene promotion. See Table 1 for details.
Outcomes	<p>Laboratory: <i>Escherichia coli</i> (not relevant to this review)</p> <p>Effectiveness: weekly collection of daily diary data on illness. ARI was defined as child presenting cough or difficulty breathing, or both. ALRI was defined as child presenting cough or difficulty breathing, with a raised respiratory rate (> 50 per min in children aged 6 to 11 months and > 40 per min in children aged 12 months) on 2 consecutive measurements.</p> <p>Safety: none described in methods and none reported</p>
Notes	<p>The authors conclude that "combined home-based environmental interventions slightly reduced childhood diarrhoea, but the confidence interval included unity. Effects on growth and respiratory outcomes were not observed, despite high user compliance of the interventions. The absent effect on respiratory health might be due to insufficient household air quality improvements of the improved stoves and additional time needed to achieve attitudinal and behaviour change when providing composite interventions".</p> <p>Well-reported trial. Age of children not reported.</p> <p>Funding: this work was supported by the UBS Optimus Foundation, Freiwillige Akademische Gesellschaft, Basel, Stiftung EmiliaGuggenheim-Schnurr, Basel.</p>

Physical interventions to interrupt or reduce the spread of respiratory viruses (Review)

Hartinger 2016 (Continued)

Conflict of interest: the authors have no conflicts of interest to declare.

Risk of bias

Bias	Authors' judgement	Support for judgement
Random sequence generation (selection bias)	Unclear risk	Covariate-constrained randomisation is mentioned, but method not described.
Allocation concealment (selection bias)	Unclear risk	Method not mentioned
Blinding of participants and personnel (performance bias) All outcomes	High risk	Unblinded
Blinding of outcome assessment (detection bias) All outcomes	High risk	Data collected by field worker and recorded by parent. All would be aware of allocation.
Incomplete outcome data (attrition bias) All outcomes	Low risk	Low attrition rate, reasons stated, balanced between groups.
Selective reporting (reporting bias)	Low risk	It is unlikely that other outcomes were measured but not reported.

Helsingen 2021
Study characteristics

Methods	Non-inferiority open randomised trial carried out in May 25 to June 15 2020 during the first lockdown in Norway. Eligible individuals were randomised 1:1 stratified by fitness centre by a computerised random number generator to no access to fitness centre or access to fitness centre with "mitigation measures"
Participants	3825 people aged 18 to 65 with no risk factors for Covid 19 (diabetes, cardiovascular disease including hypertension, age > 65). 61 randomised participants (18 and 43, respectively) withdrew consent before start of the intervention with 3764 remaining
Interventions	The intervention consisted in gym access with: avoidance of body contact; 1 m distance between individuals at all times; 2 m distance for high intensity activities; disinfection of all work stations; cleaning of all equipment after use by participant; regular cleaning of facilities and access control by facility employees to ensure distance measures and avoid overcrowding; open changing rooms with showers and saunas remained closed; staff was present during all opening hours; lids on trash cans removed; individuals were instructed to stay home if they had any Covid-19 related symptoms, participants were advised to avoid touching their eyes, nose and mouth. See Table 1 for details.
Outcomes	Laboratory Self-administered (at times facilitated by HCW) NP, saliva or OP swabs in transport medium taken at day 14 to 15 from beginning sent to central lab. RT-PCR performed. Testing of antibodies (IGG) was carried out in late June with a mailed self-administered spot slide which was then mailed and analysed centrally. Effectiveness

Physical interventions to interrupt or reduce the spread of respiratory viruses (Review)

Helsingen 2021 (Continued)

Primary: PCR positivity in both arms

Co-primary: hospital admission in the two arms at 21 days (via data linkage)

Secondary: proportion of participants with SARS-CoV-2 antibodies in the 2 study arms at 30 days. Testing also carried out for gym staff.

Safety

NR

Notes

The authors conclude that “Provided good hygiene and physical distancing measures and low population prevalence of SARS-CoV-2 infection, there was no increased infection risk of SARS-CoV-2 in fitness centres in Oslo, Norway for individuals without Covid-19-relevant comorbidities.” There was low and declining incidence on C19 in the Oslo area during the time of the trial as reported by the authors. The authors call the analysis set ITT but consent withdrawal individuals were not part of the analysis. There was marked difference in PCR uptake (88.7% in the training arm; 71.4% in the no-training arm) and no cycle thresholds are reported.

Funding: this study was funded by the Norwegian Research Council, grant no. 312757. The grant paid for necessary equipment, study personnel and researchers.

Competing interests: Dr. Lise M. Helsingen reports grants from Norwegian Research Council (grant no. 312757), during the conduct of the study. All other authors declare no competing interests in relation to this work.

Risk of bias

Bias	Authors' judgement	Support for judgement
Random sequence generation (selection bias)	Low risk	Computer random-number generator
Allocation concealment (selection bias)	High risk	Allocation performed by one of the study authors
Blinding of participants and personnel (performance bias) All outcomes	High risk	Not blinded.
Blinding of outcome assessment (detection bias) All outcomes	High risk	Not blinded.
Incomplete outcome data (attrition bias) All outcomes	High risk	More women were compliant with SARS-CoV2 testing in the training arm as compared to the no-training arm, and compliant individuals were somewhat younger in the training arm compared to the non-training arm.
Selective reporting (reporting bias)	Low risk	All pre-specified outcomes reported

Hubner 2010
Study characteristics
Methods

A prospective, controlled, intervention-control group design to assess the epidemiological and economical impact of alcohol-based hand disinfectants use at workplace. Volunteers in public administra-

Hubner 2010 (Continued)

tions in the municipality of the city of Greifswald were randomised into 2 groups. Participants in the intervention group were provided with alcoholic hand disinfection, the control group was unchanged. In all, 1230 person-months were evaluated.

Participants	<p>Employees (n = 134) from the administration of the Ernst-Moritz-Arndt University Greifswald, the municipality of Greifswald and the state of Mecklenburg-Pomerania, were recruited for the study and randomised to intervention (N = 67) or control (N = 67). Final analysis was performed on 64 from the intervention and 65 from the control group.</p> <p>Inclusion criteria: all administrative officers, who did not already apply hand disinfection at work, were considered for participation and were invited by email or mail (n = 850). The 134 participants declared their written consent to participate and completed a pre-study survey with demographic, social, health, and work-related questions to provide data for randomisation.</p> <p>Exclusion criteria: employees that were already using hand disinfectants at work</p>
Interventions	Alcohol-based hand disinfectants use at workplace versus usual hygiene. See Table 1 for details.
Outcomes	Respiratory and gastrointestinal symptoms and days of work were recorded based on a monthly questionnaire over 1 year.
Notes	<p>Funding source not mentioned.</p> <p>Competing interests: the authors declare a financial competing interest: GK is employed by Bode Chemie GmbH, Hamburg, Germany. NOH and AK received financial support for research from Bode Chemie in the past. All other authors declare no conflict of interest.</p>

Risk of bias

Bias	Authors' judgement	Support for judgement
Random sequence generation (selection bias)	Unclear risk	No details provided.
Allocation concealment (selection bias)	Unclear risk	No details provided.
Blinding of participants and personnel (performance bias) All outcomes	High risk	Unblinded study
Blinding of outcome assessment (detection bias) All outcomes	High risk	Self-reported outcomes
Incomplete outcome data (attrition bias) All outcomes	Low risk	Lost to follow-up minimal and similar in 2 groups
Selective reporting (reporting bias)	Unclear risk	No protocol available

Huda 2012
Study characteristics
Physical interventions to interrupt or reduce the spread of respiratory viruses (Review)

Huda 2012 (Continued)

Methods	Poorly described cluster-RCT. Partial report of the SHEWA-B trial focused on changing 11 targeted behaviours in villages to measure the impact on diarrhoea and respiratory illness amongst children. Unit of randomisation is not clear, but was probably a village. A group of 10 to 17 households within a village were the participants, based on the household having at least 1 child under the age of 5.
Participants	A total of 1692 participants (intervention = 848, control = 844) at baseline and 1699 participants at 18 months (intervention = 849, control = 850) Households were eligible if they have a child < 5 years of age and a guardian agreed to participate.
Interventions	SHEWA-B programme targeting improved latrine coverage and usage, access to and use of arsenic-free water, and improved hygiene practices using soaps. See Table 1 for details.
Outcomes	Laboratory: none described in methods and none reported Effectiveness: ARI and diarrhoea. ARI defined as cough and fever or difficulty breathing and fever within 48 hours prior to interview. Safety: none described in methods and none reported
Notes	The authors conclude that quote: "The prevalence of childhood diarrhea and respiratory illness was similar in the intervention and control communities". Poorly reported trial. This research activity was funded by the United Kingdom's Department for International Development (DFID). Disclosure of interest: none mentioned.

Risk of bias

Bias	Authors' judgement	Support for judgement
Random sequence generation (selection bias)	Unclear risk	Mentions random-number tables, but not clear if this was for random selection or randomisation
Allocation concealment (selection bias)	Unclear risk	Method not described
Blinding of participants and personnel (performance bias) All outcomes	High risk	Unblinded
Blinding of outcome assessment (detection bias) All outcomes	High risk	Data on illness were collected by a resident of the village, who was likely to know treatment allocation.
Incomplete outcome data (attrition bias) All outcomes	High risk	Not reported. No flow diagram
Selective reporting (reporting bias)	Unclear risk	Unlikely that other outcomes were measured and not reported

lbfelt 2015
Study characteristics

Methods	Cluster-RCT in 12 daycare nurseries in Denmark. Centres in the intervention group had their linen and children's toys commercially cleaned and disinfected every 2 weeks. Control group centres had usual practice. Swabbing for bacteria and respiratory viruses was conducted at baseline and the end of the intervention period.
Participants	<p>12 nurseries in Copenhagen (intervention = 6, control = 6) with a total of 587 children aged 6 months to 3 years</p> <p>Not clear how many children were in each group. Data on illness collected at the individual level, and on presence of bacteria and viruses at the cluster level.</p>
Interventions	Washing and disinfection of toys and linen every 2 weeks for 3 months. See Table 1 for details.
Outcomes	<p>Laboratory: counts of bacteria (not relevant to this review) and 11 respiratory viruses at baseline and end of intervention period, taken from swabs of 10 predefined locations in playroom (7 locations) and toilet area (3 locations). Viruses were influenza A and B; coronavirus NL63229E, OC43, and HKU1; parainfluenza virus 1, 2, 3, and 4; rhinovirus; RSV A/B; adenovirus; enterovirus; parechovirus; metapneumovirus; and bocavirus. Testing by PCR</p> <p>Effectiveness: illness counts in the children. Absence due to sickness recorded daily with reason categorised, but no definitions of illness provided.</p> <p>Safety: none mentioned in methods and none reported</p>
Notes	<p>The authors conclude that "Although cleaning and disinfection of toys every two weeks can decrease the microbial load in nurseries, it does not appear to reduce sickness absence among nursery children".</p> <p>The results of the disinfection are reported as follows: "The most prevalent virus was coronavirus (97% positive samples), followed by bocavirus (96%), adenovirus (73%) and rhinovirus (46%). The intervention reduced the presence of adenovirus, rhinovirus and RSV approximately two- to five-fold [odds ratio (OR) 2.4, 95% confidence interval (CI) 1.1-5.0 for adenovirus; OR 5.3, 95% CI 2.3-12.4 for rhinovirus; OR 4.1, 95% CI 1.5-11.2 for RSV] compared with the control group. On the other hand, metapneumovirus was found significantly less often in the control group than in the intervention group. The intervention had no effect on the detection of other viruses. The fomites with the highest presence of respiratory virus were pillows and sofas, followed by toys and playroom tables. When looking at the samples from the toys alone, there was a significant decrease following the intervention in the intervention group compared with the control group for rhinovirus (OR 3.8, 95% CI 1.3-10.5; P = 0.01) and RSV (OR 5.2, 95% CI 1.1-23.8; P = 0.04), but not adenovirus".</p> <p>This a poorly reported cluster-RCT. Its importance lies in the surface viral prevalence data (which could have been overestimated by PCR) and the finding that even in the presence of high viral prevalence, sickness was lower in the control (no surface disinfection) arm. This suggests the absence of other factors that could activate surface respiratory viruses.</p> <p>Funding: this work was supported by the Danish Council for Technology and Innovation under the Ministry of Science, Innovation and Higher Education as part of the Sundhed i Børneinstitutioner innovation consortium.</p> <p>Conflict of interest statement: Ecolab Denmark, Berendsen Denmark and 3M Denmark supplied materials and cleaning free of charge, but had no influence on the analysis of the data or the writing of the manuscript.</p>

Risk of bias

Bias	Authors' judgement	Support for judgement
Random sequence generation (selection bias)	Unclear risk	Method not mentioned

Physical interventions to interrupt or reduce the spread of respiratory viruses (Review)

lbfelt 2015 (Continued)

Allocation concealment (selection bias)	Unclear risk	Method not mentioned
Blinding of participants and personnel (performance bias) All outcomes	High risk	Unblinded
Blinding of outcome assessment (detection bias) All outcomes	Low risk	Objective measure of bacterial and viral counts. However, illness reporting is unclear.
Incomplete outcome data (attrition bias) All outcomes	Unclear risk	No attrition or denominators given for results.
Selective reporting (reporting bias)	Low risk	Unlikely that other outcomes were measured but not reported

Ide 2014
Study characteristics

Methods	Randomised, open-label, 2-group parallel study of 757 high school students (15 to 17 years of age) conducted for 90 days during the influenza epidemic season from 1 December 2011 to 28 February 2012, in 6 high schools in Shizuoka Prefecture, Japan. The green tea gargling group gargled 3 times a day with bottled green tea, and the water gargling group did the same with tap water. The water group was restricted from gargling with green tea.
Participants	A total of 747 students were enrolled (green tea gargling group = 384, water gargling group = 363) High school students (15 to 17 years of age) who attended 6 high schools in the Kakegawa and Ogasa districts of Shizuoka Prefecture, Japan
Interventions	See Table 1 for details.
Outcomes	Incidence of laboratory-confirmed influenza Incidence of clinically defined influenza infection Time for which the participant was free from clinically-defined influenza infection Clinically-defined influenza infection, specified as fever (≥ 37.8 °C) plus any 2 of the following additional symptoms: cough, sore throat, headache, or myalgia. Influenza infection with viral antigen was detected by immunochromatographic assay. No safety data reported.
Notes	Funding: this work was supported by Grants-in-Aid for Scientific Research (KAKENHI) Grant Number 23590887. Competing Interests: the authors have declared that no competing interests exist.

Risk of bias

Bias	Authors' judgement	Support for judgement
------	--------------------	-----------------------

Physical interventions to interrupt or reduce the spread of respiratory viruses (Review)

Ide 2014 (Continued)

Random sequence generation (selection bias)	Low risk	Computer-generated permuted block randomised schema
Allocation concealment (selection bias)	Low risk	Randomised at the Data Management Center of Shizuoka General Hospital in Japan
Blinding of participants and personnel (performance bias) All outcomes	High risk	Unblinded study
Blinding of outcome assessment (detection bias) All outcomes	High risk	Unblinded study
Incomplete outcome data (attrition bias) All outcomes	Low risk	Minimal attrition
Selective reporting (reporting bias)	Unclear risk	Protocol not available

Ide 2016
Study characteristics

Methods	Randomised controlled study in Japan. Participants were randomly allocated into the catechin-treated (epigallocatechin gallate-treated) or non-treated face mask groups for 60 days from January to March 2016. Incidence of laboratory-confirmed influenza infection was measured and compared between groups using Fisher's exact test. Multivariate analysis was performed to calculate adjusted ORs and associated 95% CIs.
Participants	Participants included workers in a nursing home, a rehabilitation facility, and a hospital. A total of 234 participants were eligible for the study (catechin group, n = 118; control group, n = 116).
Interventions	Catechin-treated mask versus non-treated face mask. See Table 1 for details.
Outcomes	Incidence of laboratory-confirmed influenza infection Laboratory-confirmed influenza infection with viral antigen detected by immunochromatographic assay performed when participants reported ILI. No safety outcomes reported.
Notes	Funding: this work was supported in part by a grant from the Japan Society for the Promotion of Science (JSPS), through the Grant-in-Aid for JSPS Fellows (No. 15J10190 to KI) and Grants-in-Aid for Scientific Research (C) (15K08924 to HY). Conflict of Interest: the authors declare that they have no conflicts of interest.

Risk of bias

Bias	Authors' judgement	Support for judgement
------	--------------------	-----------------------

Ide 2016 (Continued)

Random sequence generation (selection bias)	Unclear risk	Computer-generated randomisation, but method not stated
Allocation concealment (selection bias)	Low risk	Central randomisation service at Data Management Centre of Shizouka General Hospital
Blinding of participants and personnel (performance bias) All outcomes	Low risk	Double-blinded
Blinding of outcome assessment (detection bias) All outcomes	Low risk	Attrition minimal
Incomplete outcome data (attrition bias) All outcomes	Low risk	Attrition minimal
Selective reporting (reporting bias)	Low risk	Specified outcomes reported.

Jacobs 2009
Study characteristics

Methods	Open-RCT lasting 77 days from January 2008 to test “superiority” of face masks in preventing "URTI". This term appears as an acronym in the introduction and is not explained. It is assumed that it stands for 'upper respiratory infections', but it is preceded in the text by the term 'common cold', which is also lacking a definition. Randomisation was carried out in blocks within each of 3 professional figures (physicians, nurses, and “co-medical” personnel).
Participants	<p>33 HCWs mainly females aged around 34 to 37 in a tertiary healthcare hospital in Tokyo, Japan. HCW with quote: “predisposing conditions” (undefined) to “URTI” and those taking antibiotics were excluded.</p> <p>A baseline descriptive survey was carried out including “quality of life”.</p> <p>1 participant dropped out at end of week 1, but no reason is reported nor the allocation arm.</p> <p>Analysis was performed on 32 participants (mask = 17, no mask = 15).</p>
Interventions	Surgical mask MA-3 (Osu Sangyo, Japan) during all phases of hospital work (n = 17) or no mask (n = 15) (except when specifically required by hospital SOPs). See Table 1 for details.
Outcomes	<p>Laboratory: N/A</p> <p>Effectiveness: URTI is defined on the basis of a symptoms score, with a score > 14 being a URTI according to Jackson’s 1958 criteria (“Jackson score”). These are not explained in text, although the symptoms are listed in Table 3 (any, sore throat, runny nose, stuffy nose, sneeze, cough, headache, ear ache, feel bad) together with their mean and scores SD by intervention arm.</p> <p>Safety: the text does not mention or report harms. These appear to be indistinguishable from URTI symptoms (e.g. headache which is reported as of significantly longer duration in the intervention arm). Compliance is self-reported as high (84.3% of participants).</p>

Jacobs 2009 (Continued)

Notes

The authors conclude that quote: “Face mask use in healthcare workers has not been demonstrated to provide benefit in terms of cold symptoms or getting colds. A larger study is needed to definitively establish non-inferiority of no mask use”.

This is a small, badly reported trial. The purpose of trials is to test hypotheses not to prove or disprove 'superiority' of interventions. There is no power calculation, and CIs are not reported (although there is a mention in Discussion). No accurate definitions of a series of important variables (e.g. URTI, runny nose, etc.) are reported, and the Jackson scores are not explained, nor their use in Japanese personnel or language validated.

Intervention arm data not extracted due to the uncertainty of its meaning.

Funding source not mentioned.
Conflicts of interest: none to report

Risk of bias

Bias	Authors' judgement	Support for judgement
Random sequence generation (selection bias)	Unclear risk	Open RCT, but sequence generation not reported
Allocation concealment (selection bias)	Unclear risk	"Mask and no mask groups were formed using block randomisation of participants within their respective job categories: nurses, doctors, and co-medical personnel." Concealment of allocation not described
Blinding of participants and personnel (performance bias) All outcomes	High risk	Unblinded study. Blinding not possible, as 1 group wore face masks
Blinding of outcome assessment (detection bias) All outcomes	High risk	Unblinded study
Incomplete outcome data (attrition bias) All outcomes	Low risk	1 dropout in each group accounted for. Quote: "Analyses were performed following the principles of intention-to-treat."
Selective reporting (reporting bias)	High risk	NB: influenza vaccine coverage was 100% in mask group and only 81% in the non-mask-wearing group.

Kotch 1994

Study characteristics

Methods	<p>Pair-matched, cluster-RCT conducted from 19 October 1988 to 23 May 1989 in 24 childcare centres in North Carolina, USA</p> <p>The trial tested the effects of a hand-washing and environment sterilising programme on diarrhoea (data not extracted) and ARIs. Child daycare centres had to care for 30 children or less, at least 5 of whom had to be in nappies, and intending to stay open for at least another 2 years. Randomisation is not described, nor are cluster coefficients reported.</p>
Participants	<p>389 children aged 3 years or less in daycare for at least 20 hours a week. There were some withdrawals, but attrition of participants is not stated, only that in the end data for 31 intervention classrooms and 36 control classrooms were available. 291 children aged up to 24 months and 80 over 24 months took part. The text is very confusing, as 371 seems to be the total of the number of families that took part.</p>

Physical interventions to interrupt or reduce the spread of respiratory viruses (Review)

Kotch 1994 (Continued)

No denominator breakdown by arm is reported, and numerators are only reported as new episodes per child-year.

Interventions	Structured hand-washing and environment (including surfaces, sinks, toilets, and toys) disinfecting programme with waterless disinfectant scrub. See Table 1 for details.
Outcomes	Laboratory: N/A Effectiveness: ARI (coughing, runny nose, wheezing, sore throat, or earache) Safety: N/A
Notes	<p>Risk of bias: high (poor reporting of randomisation, outcomes, numerators and denominators) Note: the authors conclude that the fully adjusted RR for prevention of ARIs was 0.94 (-2.43 to 0.66). A poorly reported study.</p> <p>This study was supported in part by grant MCJ-373111 from the Maternal and Child Health Program (Title V. Social Security Act), Health Resources and Services Administration, Department of Health and Human Services. Cal Stat™ was contributed by Cal-gon Vestal Laboratories, a subsidiary of Merck and Co, Inc, St Louis, MO.</p> <p>Conflicts of interest: none to report.</p>

Risk of bias

Bias	Authors' judgement	Support for judgement
Random sequence generation (selection bias)	Unclear risk	Quote: "Pair-matched cluster-randomised, controlled trial", but sequence generation not reported
Allocation concealment (selection bias)	Unclear risk	Centres were matched in pairs and then randomly allocated to either intervention or control programmes. Allocation concealment was not reported.
Blinding of participants and personnel (performance bias) All outcomes	High risk	Not possible (intervention was training session)
Blinding of outcome assessment (detection bias) All outcomes	High risk	"The same staff who conducted the training unobtrusively recorded observations at 5-week intervals"
Incomplete outcome data (attrition bias) All outcomes	High risk	18 families were dropped, denominator not clear.
Selective reporting (reporting bias)	High risk	Denominators not clearly reported

Ladegaard 1999
Study characteristics

Methods	RCT with cluster-randomisation to intervention or control. Of 10 institutions, 2 were excluded because they wanted institutions to be comparable in uptake area (i.e. housing and income). Interventions were administered to children, parents, and teachers at the institutions.
Participants	Children 0 to 6 years old

Physical interventions to interrupt or reduce the spread of respiratory viruses (Review)

Ladegaard 1999 (Continued)

Interventions	<p>Multifaceted: information, t-shirts to the children with: "Clean hands - yes, thank you", performance of a fairytale "The princess who did not want to wash her hands", exercise in hand-washing, importance of clean and fresh air. The aims of the intervention were to:</p> <ol style="list-style-type: none"> 1. increase the hygiene education of the daycare teachers; 2. motivate the children by practical learning to have better hand hygiene; and 3. inform the parents about better hand hygiene. <p>See Table 1 for details.</p>
Outcomes	34% decrease in "sickness" (probably mostly gastroenteritis)
Notes	<p>Risk of bias: only limited data available</p> <p>Note: the authors conclude that there was a 34% decrease in sickness in the intervention arm; this is probably overall sickness, as gastroenteritis is part of the outcomes (data not extracted). Only limited data available from translation by Jørgen Lous.</p> <p>Funding was received from a local part of the Danish Health Authority (Forebyggelsesrådet for Fyns Amt).</p>

Risk of bias

Bias	Authors' judgement	Support for judgement
Random sequence generation (selection bias)	Unclear risk	Not described
Allocation concealment (selection bias)	Unclear risk	Randomisation by "lottery", the same as "flip the coin". Concealment not reported
Blinding of participants and personnel (performance bias) All outcomes	High risk	Not possible
Blinding of outcome assessment (detection bias) All outcomes	High risk	Not possible
Incomplete outcome data (attrition bias) All outcomes	High risk	Total numbers of children included in each arm Not reported.
Selective reporting (reporting bias)	High risk	Limited data reported, in particular denominators missing.

Larson 2010
Study characteristics

Methods	<p>Cluster block-randomised, controlled trial carried out between 20 November 2006 and 20 June 2008 in an upper Manhattan immigrant Latino neighbourhood ("19 month data collection period"). The study aimed at assessing the effects of education versus education and hand sanitiser use versus education and hand sanitiser use and common mask use against upper respiratory infections over a period of under 2 years. Follow-up was through an automated telephone system with a small financial incentive (USD 20) for those with 75% or more compliance. Those reporting an ILI received a visit within 48 hours for swabbing.</p>
---------	---

Physical interventions to interrupt or reduce the spread of respiratory viruses (Review)

Larson 2010 (Continued)

An index case was someone who at the “onset day of illness nobody else in the household had been symptomatic within the previous five days”.

A secondary case for each episode quote: “was any member of the household who developed symptoms within five days following the index case”; “The secondary attack rate was defined as the number of secondary cases recorded within 5 days of the onset of symptoms in the index case divided by the number of household members minus one”.

The text implies that the unit of observation was the episode (“study subjects contributed more than one episode in which they were considered to be the index case”).

Participants

617 households were randomised to the education group (n = 211), the hand-sanitiser group (n = 205), and the hand-sanitiser and mask group (n = 201). There were 2708 participants, mostly adult Latino immigrants to the USA.

Recruitment and allocation were carried out by household. There had to be at least 3 people living in the household, with at least 1 being a preschool or elementary school child, speaking English or Spanish, having a telephone, willingness to complete symptom assessments and have bimonthly home visits, and not using alcohol-based hand sanitiser routinely.

Intracluster correlation coefficients are reported on page 179 of the manuscript.

Interventions

Written Spanish or English language educational materials regarding the prevention and treatment of URTIs and influenza or the same educational materials and hand sanitiser (Purell, J&J), in large (8- and 4-ounce) and small (1-ounce) containers to be carried by individual household members to work or school, or the same interventions as well as regular surgical face masks (Procedure Face Masks for adults and children, Kimberly-Clark) with instructions for both the caretaker and the ill person to wear them when an ILI occurred in any household member. Replenishment of intervention stocks was done at the bimonthly home visit.

Caretakers had to wear a mask for 7 days when within 3 feet of a symptomatic case. They were also encouraged to wear masks within 3 feet of any household member. Reinforcing phone calls were made 3 times in 6 days.

The text clearly reports active influenza vaccine promotion during the bimonthly visits. (“The home visit to each household was made every 2 months to minimise study dropout, reinforce adherence to the assigned intervention, replenish product supplies and record use of supplies, answer questions, and correct ongoing misconceptions. At each visit, new educational materials regarding URTI prevention and treatment and influenza vaccination were distributed.” (PDF page 3). Also just before the Discussion as follows: “Influenza vaccination rates: There was an increase between the baseline and exit interview in all three groups that reported 50% or more of members receiving influenza vaccine (pre- versus post-intervention for each group: 21.1% and 40.8% in the Education group, 19.0% and 57.1% in the hand sanitiser group, and 22.4% and 43.5% in the hand sanitiser and face mask group (P = 0.001). Additionally, those in the hand sanitiser group reported a significantly greater increase than the other 2 groups, controlling for baseline rates (P = 0.002)”).

Coverage was unequal across groups, no information on the progressive impact of the vaccine, or indeed the nature of the vaccine(s) is reported. Apparently the first season was mild and the vaccine mismatched, compliance with the trial interventions was low in Arm 3, and a local epidemic of *Staphylococcus aureus* meant that the control group started washing hands.

The trial authors report no effect on reporting rates of vaccine coverage by arms, but with so many confounders who knows?

See [Table 1](#) for details.

Outcomes

Laboratory: PCR carried out on samples from deep nasal swabs for influenza and the most common other pathogens (RSV, rhinovirus, enterovirus, parainfluenza viruses, etc.). The text describing the results of the swabbing is confusing, but in general appears to be non-random “Households reported 669 episodes of ILI (0 to 5 per individual)”. Of the 234 deep nasal swabs obtained, 33.3% (n = 78) tested positive for influenza: 43.6% (n = 34) were influenza A and 56.4% (n = 44) were influenza B. Amongst the 66.7% who tested negative for influenza, 30.8% (48/156) tested positive for other viruses: 7 for respiratory syncytial virus, 9 for parainfluenza, 11 for enterovirus, 10 for rhinovirus, 6 for adenovirus, and 5 for metapneumovirus. Swabs were not obtained from the remaining 435 reported ILI episodes for the fol-

Larson 2010 (Continued)

lowing reasons: 72.0% (n = 313) did not meet the CDC definition of an ILI and were therefore included in the URTI symptom count; 21.4% of episodes (n = 93) were reported after 48 hours of ILI onset or the participant refused to be swabbed; and the research staff were unable to reach the participant in 6.7% of episodes (n = 29).

As no definition of URTI is given, it is unclear what kind of biases were introduced by the non-swabbing of the 313/435 “not meeting CDC definition”.

Effectiveness: ILI (CDC definition): “temperature of 37.8°C or more and cough and/or sore throat in the absence of a known cause other than influenza”
URTI only referred to as “Viral upper respiratory infections (URTIs)”.

Safety: N/A

Notes

The authors conclude that quote: “the Hand Sanitizer group was significantly more likely to report that no household member had symptoms (P,0.01), but there were no significant differences in rates of infection by intervention group in multivariate analyses. Knowledge improved significantly more in the Hand Sanitizer group (P,0.0001). The proportion of households that reported >50% of members receiving influenza vaccine increased during the study (P,0.001). Despite the fact that compliance with mask wearing was poor, mask wearing as well as increased crowding, lower education levels of caretakers, and index cases 0–5 years of age (compared with adults) were associated with significantly lower secondary transmission rates (all P,0.02). In this population, there was no detectable additional benefit of hand sanitiser or face masks over targeted education on overall rates of URTIs, but mask wearing was associated with reduced secondary transmission and should be encouraged during outbreak situations. During the study period, community concern about methicillin-resistant *Staphylococcus aureus* was occurring, perhaps contributing to the use of hand sanitiser in the Education control group, and diluting the intervention’s measurable impact”.

The study is at high risk of bias. Randomisation and reasons for dropout are not described. Differentials in cluster characteristics across arms point to randomisation not having worked, and the confounding effects of a post randomisation staphylococcal scare are difficult to judge. Symptom-driven follow-up gives no idea of the effects on asymptomatic ILI/influenza. Poor definitions (URTI?). There are unexplained dropouts, and the analysis plan is unclear. Finally, the very small number of cases of influenza and an unclear swabbing attrition may introduce further elements of confounding.

Funding: this study was funded by grant #1 U01 CI000442-01, “Stopping URIs and Flu in the Family: The Stuffy Trial.”

Conflicts of interest: none reported

Risk of bias

Bias	Authors' judgement	Support for judgement
Random sequence generation (selection bias)	Unclear risk	Quote: "Cluster block randomised, controlled trial", but sequence generation not reported
Allocation concealment (selection bias)	Unclear risk	Quote:"Households were block randomised into one of three groups" Allocation concealment not reported
Blinding of participants and personnel (performance bias) All outcomes	High risk	Blinding of participants and personnel was not possible.
Blinding of outcome assessment (detection bias) All outcomes	Unclear risk	Blinding of outcome assessment is not stated.

Larson 2010 (Continued)

Incomplete outcome data (attrition bias) All outcomes	High risk	In control group households (n = 211), 26 dropped out and 37 did not consent. In hand-sanitiser group households (n = 205), 21 dropped out and 36 did not consent. In hand-sanitiser and face mask group households (n = 201), 19 dropped out and 35 did not consent. Reasons for dropout were not described.
Selective reporting (reporting bias)	Unclear risk	617 of 772 eligible households were randomised.

Little 2015
Study characteristics

Methods	Individuals sharing a household by mailed invitation through general practices in England were recruited. After consent, participants were randomised online by an automated computer-generated random-number program to receive either no access or access to a bespoke automated web-based intervention that maximised hand-washing intention, monitored hand-washing behaviour, provided tailored feedback, reinforced helpful attitudes and norms, and addressed negative beliefs. Participants were enrolled into an additional cohort (randomised to receive intervention or no intervention) to assess whether the baseline questionnaire on hand-washing would affect hand-washing behaviour. Participants were not masked to intervention allocation, but statistical analysis commands were constructed masked to group. The primary outcome was number of episodes of RTIs in index participants in a modified intention-to-treat population of randomly assigned participants who completed follow-up at 16 weeks.
Participants	344 physician offices were recruited over a wide area of England, and 20,066 participants were enrolled and randomised to intervention (N = 16,086) and control (N = 10,026). Modified ITT was performed on 16,908 participants who completed the follow-up questionnaire at 16 weeks (intervention = 8241 and control = 8667). Inclusion criteria: adult patients (aged 18 years or older) identified from computerised lists in general practitioner (GP) practices in England, for whom there was at least 1 other individual living in the household who was willing to report illness to the index person Exclusion criteria: patients with severe mental problems (e.g. major uncontrolled depression or schizophrenia, dementia, or severe mental impairment) or who were terminally ill, and those reporting a skin complaint that would restrict hand-washing
Interventions	Automated web-based intervention that maximised hand-washing intention, monitored hand-washing behaviour, provided tailored feedback, reinforced helpful attitudes and norms, and addressed negative beliefs. Control no access to intervention web pages. See Table 1 for details.
Outcomes	The primary outcome was the number of index individuals that reported 1 or more RTIs (including ILI) at 16 weeks. Secondary: duration of symptoms, transmission of respiratory infections, gastrointestinal infections, attendance at the practice, and use of health service resources Infections self-reported by participants. RTI defined as 2 symptoms of an RTI for at least 1 day or 1 symptom for 2 consecutive days. Definition of ILI was a high temperature (feeling very hot or very cold; or measured temperature > 37.5 °C), a respiratory symptom (sore throat, cough, or runny nose), and a systemic symptom (headache, severe fatigue, severe muscle aches, or severe malaise).

Little 2015 (Continued)

No safety outcomes reported.

Notes Government funded. The study was funded by the Medical Research Council (study number 09/800/22). Declaration of interests: the authors declare no competing interests.

Risk of bias

Bias	Authors' judgement	Support for judgement
Random sequence generation (selection bias)	Unclear risk	Participants were automatically randomly assigned by the intervention software, but sequence generation not described.
Allocation concealment (selection bias)	Low risk	Participants were automatically randomly assigned by the intervention software.
Blinding of participants and personnel (performance bias) All outcomes	High risk	Unblinded study
Blinding of outcome assessment (detection bias) All outcomes	High risk	Unblinded study
Incomplete outcome data (attrition bias) All outcomes	High risk	High attrition that was different in the 2 groups
Selective reporting (reporting bias)	Low risk	Specified outcomes reported.

Loeb 2009
Study characteristics

Methods	Open non-inferiority RCT carried out to compare the surgical mask with the N95 respirator in protecting healthcare workers against influenza. The trial was carried out between 2008 (enrolment started in September and follow-up on 12 January 2009) and 23 April 2009 (when all HCWs caring for febrile patients were told to wear an N95 respirator) because of the appearance of novel A/H1N1). The trial trigger was the beginning of the influenza season, defined as isolation of 2 or more viruses in a district in the same week. Following the 2003 SARS outbreak, all Ontario nurses caring for febrile patients (38 °C or more and new onset cough or SOB) had to wear surgical masks. The randomisation (carried out in blocks of 4 by centre) then consisted of either confirmation to same-maker surgical mask wear or N95 respirator wear. Investigators and laboratory staff were blind to allocation status, but for obvious reasons (the visible difference in interventions), participants were unblinded. "The criterion for non-inferiority was met if the lower limit of the 95% confidence interval (CI) for the reduction in incidence (N95 respirator minus surgical group) was greater than -9%". So this is the non-inferiority margin. It is assumed that the "minus surgical group" means minus surgical mask group.
Participants	Consenting nurses (n = 446 randomised) aged a mean of 36.2 years working full time (≥ 37 hours/week) in 23 acute units (a mix of paediatric, A&E, and acute medical units) in 8 hospitals in Ontario, Canada. 225 were randomised to the surgical mask and 221 to the N95 respirator. There were 13 and 11 dropouts, respectively from each arm (all accounted for), plus 21 and 19 lost to follow-up; 11 in each arm gave no reason, the others are accounted for. There were no deaths. The final total of 212 and 210 was included in the analysis. Table 1 reports the demographic data of participants by arm, which appear comparable.

Physical interventions to interrupt or reduce the spread of respiratory viruses (Review)

Loeb 2009 (Continued)

Interventions	Surgical masks (as standard wear by the standard distributor) or fit-tested N95 respirator. All nurses wore gloves or gowns in the presence of a febrile patient. See Table 1 for details.
Outcomes	<p>Laboratory RT-PCR paired sera with 4-fold antibody rise from baseline (only for unvaccinated) nurses</p> <p>Effectiveness: follow-up (lasting a mean of around 97 days for both arms) was carried out twice-weekly on a web-based instrument. Nurses with new symptoms were asked to swab a nostril if any of the following signs or symptoms had developed: fever (temperature $\geq 38^{\circ}\text{C}$), cough, nasal congestion, sore throat, headache, sinus problems, muscle aches, fatigue, earache, ear infection, or chills.</p> <p>The text defines influenza with laboratory confirmation, and separately reports criteria for swab triggering and a definition of ILI ("Influenza-like illness was defined as the presence of cough and fever: a temperature $\geq 38^{\circ}\text{C}$"). But this is not formally linked to influenza in the text, as it appears that primary focus was the detection of laboratory-confirmed influenza (either by RT-PCR or serology).</p> <p>Additional outcome data sought were work-related absenteeism and physician visits for respiratory illness.</p> <p>Secondary outcomes included detection of the following non-influenza viruses by PCR: parainfluenza virus types 1, 2, 3, and 4; respiratory syncytial virus types A and B; adenovirus; metapneumovirus; rhinovirus-enterovirus; and coronaviruses OC43, 229E, SARS, NL63, and HKU1.</p> <p>Audits to assess nurse compliance with the interventions were carried out in the room of each patient cared for. The text reports that 50 and 48 nurses in the surgical mask and N95 groups, respectively, had laboratory confirmation of influenza infection, indicating non-inferiority. Interestingly, non-inferiority seemed to be applicable both to seasonal viruses and nH1N1 viruses (as 8% and 11.9% were serologically positive to nH1N1). This finding is explained either by seeding or cross reaction with seasonal H1N1. Equivalent conclusions could be drawn for nurses with complete follow-up. Non-inferiority was applicable also to other ILI agents identified. None of the 52 individuals with positive isolates met the criteria for ILI.</p> <p>All cases of ILI were confirmed as having influenza (9 and 2 respectively). This means that all the 11 cases of ILI had influenza, but that most of those with a laboratory diagnosis of influenza did not have cough and fever. For example, the text reports that "Of the 44 nurses in each group who had influenza diagnosed by serology, 29 (65.9%) in the surgical mask group and 31 (70.5%) in the N95 respirator group had no symptoms". By implication, of the 88 nurses with antibody rises, 28 had symptoms of some kind, i.e. two-thirds were asymptomatic. Absenteeism was 1 versus 39 episodes in the mask versus respirator arms. No episodes of LRTI were recorded. The number of family contacts with ILI were the same for each arm (45 versus 47). Physician visits were similar in both groups.</p> <p>Safety: no AEs are reported</p>
Notes	<p>The authors conclude that "Among nurses in Ontario tertiary care hospitals, use of a surgical mask compared with a N95 respirator resulted in non-inferior rates of laboratory-confirmed influenza".</p> <p>This a well-designed and conducted trial with credible conclusions. The only comment is that the focus in the analysis on influenza (symptomatic and asymptomatic) is not well-described, although the rationale is clear (interruption of transmission).</p> <p>Funding/Support: this study was supported by the Public Health Agency of Canada.</p> <p>Financial disclosures: none reported.</p>

Risk of bias

Bias	Authors' judgement	Support for judgement
Random sequence generation (selection bias)	Unclear risk	"Randomisation was performed centrally", but method of sequence generation not described.

Loeb 2009 (Continued)

Allocation concealment (selection bias)	Low risk	"...by an independent clinical trials coordinating group such that investigators were blind to the randomisation procedure and group assignment and was stratified by centre in permuted blocks of 4 participants."
Blinding of participants and personnel (performance bias) All outcomes	High risk	"It was not possible to conceal the identity of the N95 respirator or the surgical mask since manipulating these devices would interfere with their function"
Blinding of outcome assessment (detection bias) All outcomes	Low risk	Outcome assessment blinded: "Laboratory personnel conducting hemagglutinin inhibition assays, polymerase chain reaction (PCR), and viral culture for influenza were blinded to allocation."
Incomplete outcome data (attrition bias) All outcomes	Low risk	21 of 225 randomised to mask group and 19 of 221 randomised to N95 group were lost to follow-up, reasons reported. Study stopped early: Quote: We had planned to stop the study at the end of influenza season. However, because of the 2009 influenza A(H1N1) pandemic, the study was stopped on April 23, 2009, when the Ontario Ministry of Health and Long-Term Care recommended N95 respirators for all healthcare workers taking care of patients with febrile respiratory illness."
Selective reporting (reporting bias)	Low risk	All outcomes reported.

Longini 1988
Study characteristics

Methods	Cluster-controlled, double-blind, randomised trial to assess the efficacy of virucidal tissues in interrupting family transmission of rhinovirus and influenza virus. The study was carried out in the community of Tecumseh, Michigan, USA during the period of 25 November 1984 to 28 April 1985. However, the authors only report results for the period of 13 January to 23 March 1985, when a high circulation of influenza A H3N2 and rhinovirus was detected.
Participants	296 households were enrolled, but 5 households were eliminated from the analysis for "technical reasons". The analysis was carried out in households with 3 to 5 members. The authors report data on 143 households randomised to virucidal tissues and 148 to placebo tissue. The average age in households was around 22, and the difference between arms was not significant. Randomisation was carried out by the sponsor, and tissues were pre-packed in coded boxes with no other identifying features and delivered to households at the beginning of the study period.
Interventions	Disposable 3-layered virucidal tissues (citric and malic acids with sodium lauryl sulphate in the middle layer) or placebo (succinic acid in the middle layer) tissues. They were used to blow the nose and for coughing or sneezing into. Households were also stratified by level of tissue use. Tissue use was significantly higher in the intervention arm (82% versus 71%). See Table 1 for details.
Outcomes	Laboratory: yes - viral culture from nasal and throat swabs from symptomatic participants Effectiveness: ARI (with a proportion of laboratory-confirmed diagnosis in non-randomly chosen participants with symptoms lasting 2 days or more) Follow-up and surveillance was carried out using a telephone questionnaire. Safety: N/A
Notes	Risk of bias: high (inappropriate choice of placebo) Note: the authors conclude that virucidal tissues were up to 36.9% effective in preventing transmission of ARIs as measured by secondary attack rates (18.7% versus 11.8%). This finding was not statistical-

Physical interventions to interrupt or reduce the spread of respiratory viruses (Review)

Longini 1988 (Continued)

ly significant, but may well have been affected by the lack of do-nothing community controls. This a well-designed, well-written study despite the unexplained attrition of 5 families, the lack of reporting of cluster coefficients, and the differential in tissue use between the 2 arms, which raises questions about the robustness of double-blinding. Particularly notable is the discussion on the low generalisability of results from the study from the placebo arm given that even the inert barrier of the tissues is likely to have limited spread. Also, the lengths to which the authors went to obtain allocation concealment and maintenance of double-blind conditions.

Funding: The Kimberly-Clark Corporation sponsored this research. This research was also partially supported by National Institutes of Health Grant 1-RO1-AI22877-01 and General Clinical Research Center Public Health Research Grant 5-MO1-RR000039.

Declaration of interests: none declared.

Risk of bias

Bias	Authors' judgement	Support for judgement
Random sequence generation (selection bias)	Unclear risk	Quote: "Treated and placebo tissues were randomly assigned ..." Sequence generation not reported
Allocation concealment (selection bias)	Low risk	Quote:"Treated and placebo tissues were randomly assigned by the sponsor to 296 participating households stratified by household size, such that roughly half the households would receive treated tissues. Thus, the investigators were unaware of the assignment of treated tissues."
Blinding of participants and personnel (performance bias) All outcomes	Low risk	"Treated and placebo tissues were randomly assigned by the sponsor to the randomly assigned 296 households stratified by household size... The type of tissue was identified by code, and the boxes in which tissues were contained were not marked with any specific identifiers. Therefore, the study was double-blinded."
Blinding of outcome assessment (detection bias) All outcomes	Low risk	Quote:"The investigators were unaware of the assignment of the treated tissues"
Incomplete outcome data (attrition bias) All outcomes	Unclear risk	296 households eligible. "The final sample used for analysis consisted of 143 households in the treatment group and 148 households in the placebo group."
Selective reporting (reporting bias)	High risk	Quote:"The analysis of secondary spread was restricted to households of three to five members for technical reasons, which eliminated five households." "The two groups were almost identical in composition."

Luby 2005
Study characteristics

Methods	<p>Partly double-blind, cluster-RCT carried out during 15 April 2002 to 5 April 2003 in Karachi, Pakistan. The trial assessed the effects of mother and child hand-washing on the incidence of respiratory infections, impetigo (data not extracted), and diarrhoea (data not extracted).</p> <p>Randomisation took place by computer-generated random numbers in 3 phases.</p> <ol style="list-style-type: none"> 25 neighbourhoods were assigned to hand-washing and 11 to standard practice. 300 households were assigned to using antiseptic soap. 300 households were assigned to using plain soap.
---------	---

Physical interventions to interrupt or reduce the spread of respiratory viruses (Review)

111

Luby 2005 (Continued)

4. 306 households were assigned to standard practice.
5. 1523 children younger than 15 years were assigned to using antiseptic soap.
6. 1640 children younger than 15 years were assigned to using plain soap.
7. 1528 children younger than 15 years were assigned to standard practice.

Soaps were of identical weight, colour, and smell and were packed centrally with a coded packing case matched to households containing 96 bars. Neither field workers nor participants were aware of the content. Control arm households were visited with the same frequency as intervention household but were given books and pens. Codes were held centrally by the manufacturer and broken after the end of the trial to allow analysis.

Participants	<p>Householders of slums in Karachi.</p> <p>Of the 1523 children younger than 15 years assigned to using antiseptic soap, 117 dropped out (1 died, 51 were born in, and 65 aged out) = 1406; 504 were aged less than 5. Of 1640 children younger than 15 years assigned to using plain soap, 117 dropped out (3 died, 44 were born in, and 70 aged out) = 1523; 517 were aged less than 5. Of 1528 children younger than 15 years assigned to standard practice, 125 dropped out (3 died, 40 were born in, and 82 aged out) = 1403; 489 were aged less than 5.</p>
Interventions	<p>Instruction programme and antibacterial soap containing 1.2% triclocarban, or ordinary soap to be used throughout the day by householders, or standard procedure. See Table 1 for details.</p>
Outcomes	<p>Laboratory: N/A</p> <p>Effectiveness:</p> <ol style="list-style-type: none"> 1. Number of new respiratory illness per person per week 2. Pneumonia (cough or difficulty in breathing with a respiratory rate of > 60 min in children less than 60 days old, > 50 min in those less than 1 year old, and > 40 min for those aged 1 to 5 years) <p>Follow-up was weekly with household interview and direct observation. Children aged less than 5 were weighed, and the report presents stratification of results by child weight. Safety: N/A</p>
Notes	<p>Risk of bias: low (cluster coefficients and analysis by unit of randomisation provided) Note: the authors conclude that "handwashing" neighbourhoods has significantly fewer episodes of respiratory disease than controls (e.g. 50% less cough). "Handwashing" children aged less than 5 had 50% fewer episodes of pneumonia than controls (-65% to -35%). However, there was no difference in respiratory illness between types of soap. The report is confusing, with a shifting focus between children age groups. The impression reading is of an often rewritten manuscript. There is some loss of data (e.g. in the results by weight, i.e. risk group) because of lack of clarity on denominators. Despite this, the trial is a landmark.</p> <p>Funding: most of the funding for this study was provided by Procter and Gamble, manufacturer of Safeguard Bar Soap. The balance of the funding was provided by the Centers for Disease Control and Prevention. Conflict of interest statement: S Luby was supported by the grant from the Procter & Gamble company that funded this study. W Billhimer is an employee of the Procter & Gamble company. The other authors declare that they have no conflict of interest.</p>

Risk of bias

Bias	Authors' judgement	Support for judgement
Random sequence generation (selection bias)	Low risk	Randomisation took place by computer-generated random numbers in 3 phases.
Allocation concealment (selection bias)	Low risk	Quote: "One of the investigators (SL) who did not participate in recruiting neighbourhoods or households programmed a spreadsheet to randomly gen-

Physical interventions to interrupt or reduce the spread of respiratory viruses (Review)

112

Luby 2005 (Continued)

erate the integers of a 1 or a 2. He applied the random numbers sequentially to the list of neighbourhoods. Neighbourhoods with a 1 were assigned to control, and those with a 2 were assigned to handwashing promotion. Random assignment continued until neighbourhoods consisted of at least 600 handwashing promotion households and 300 control households were assigned."

Blinding of participants and personnel (performance bias) All outcomes	Low risk	Quote:"The antibacterial soap ... contained 1-2% triclocarban as an antibacterial substance. The plain soap was identical to the antibacterial soap except that it did not contain triclocarban... . Neither the fieldworkers nor the families knew whether soaps were antibacterial or plain."
Blinding of outcome assessment (detection bias) All outcomes	Low risk	Quote:"Neither the fieldworkers nor the families knew whether soaps were antibacterial or plain."
Incomplete outcome data (attrition bias) All outcomes	Unclear risk	89% of the study population followed up, but no data on the clusters.
Selective reporting (reporting bias)	Low risk	Quote:"At baseline, households in the three intervention groups were similar."

MacIntyre 2009
Study characteristics

Methods	Prospective cluster-RCT carried out in Sydney, Australia, to assess the use of surgical masks, P2 masks, and no masks in preventing ILI in households. The study was carried out during the 2 winter seasons of 2006 and 2007 (August to the end of October 2006 and June to the end of October 2007). "Gaussian random effects were incorporated in the model to account for the natural clustering of persons in households"
Participants	290 adults from 145 families. 47 households (94 enrolled adults and 180 children) were randomised to the surgical mask group, 46 (92 enrolled adults and 172 children) to the P2 mask group, and 52 (104 enrolled adults and 192 children) to the no-mask (control) group.
Interventions	Use of surgical masks and P2 mask versus no mask. The P2 mask is described as very cumbersome. See Table 1 for details.
Outcomes	Laboratory: serological evidence Effectiveness: ILI (described as fever, history of fever or feeling feverish in the past week, myalgia, arthralgia, sore throat, cough, sneezing, runny nose, nasal congestion, headache) However, a positive laboratory finding for influenza converts the ILI definition into one of influenza. Safety: N/A
Notes	The study authors conclude that adherence to mask use significantly reduced the risk for ILI-associated infection, but < 50% of participants wore masks most of the time. They concluded that household use of face masks is associated with low adherence and is ineffective for controlling seasonal respiratory disease. Compliance was by self-report, therefore likely to be an underestimate. The primary outcome was ILI or lab-positive illness. This showed no effect. Sensitivity analysis by adherence showed that under the assumption that the incubation period is equal to 1 day (the most probable value for the 2 most common viruses isolated, influenza (21) and rhinovirus (26)), adherent use of P2 or surgical masks significantly reduces the risk for ILI infection, with a hazard ratio = 0.26 (95% CI 0.09 to 0.77; P = 0.015). No other covariate was significant. Under the less likely assumption that the incubation period is equal to 2 days, the quantified effect of complying with P2 or surgical mask use remains strong, although borderline significant; hazard ratio was 0.32 (95% CI

MacIntyre 2009 (Continued)

0.11 to 0.98; $P = 0.046$). The study was underpowered to determine if there was a difference in efficacy between P2 and surgical masks (Table 5). The study conclusion appears to be a post hoc data exploration. Regardless of this, the study message is that respirator use in a family setting is unlikely to be effective as compliance is difficult unless there is a situation of real impending risk.

Funding: the Office of Health Protection, Department of Health and Ageing, Australia, 3M Australia, and Medical Research Council (UK).

Disclosure: Simon Cauchemez, PhD; Dominic E. Dwyer, BSc(Med), MBBS, FRACP, FRCPA, MD; Holly Seale, BSc, PhD; Pamela Cheung, RN; Gary Browne, MBBS; James Wood, BSc, PhD; and Zhanhai Gao, BSc, MSc, PhD, have disclosed no relevant financial relationships. C. Raina MacIntyre, MBBS, FRACP, FAFPHM, M App Epid, PhD, has disclosed that she has received grants for clinical research from 3M. Michael Fasher, MBBS, PhD, has disclosed that he has received grants for educational activities from and has served as an advisor or consultant to GlaxoSmithKline. Robert Booy, MBBS, FRACP, FRCPC, MSc, MD, has disclosed that he has received grants for clinical research and educational activities from, and has served as an advisor or consultant to, CSL, Roche, Sanofi, GlaxoSmithKline, and Wyeth. All funding received is directed to a research account at The Children's Hospital at Westmead, Sydney, Australia, and is not personally accepted by Dr. Booy. Neil Ferguson, FmedSci, DPhi, has disclosed that he has served as an advisor or consultant to Crucell Inc.

Risk of bias

Bias	Authors' judgement	Support for judgement
Random sequence generation (selection bias)	Unclear risk	"Participating households were randomised to 1 of 3 arms by a secure computerised randomisation process", but sequence generation not described.
Allocation concealment (selection bias)	Unclear risk	Not reported
Blinding of participants and personnel (performance bias) All outcomes	High risk	"Study participants and trial staff were not blinded, as it is not technically possible to blind the mask type to which participants were randomised."
Blinding of outcome assessment (detection bias) All outcomes	Low risk	"However, laboratory staff were blinded to the arm of randomisation."
Incomplete outcome data (attrition bias) All outcomes	Low risk	143 of 145 randomised families were analysed; 2 families in the control group were lost to follow-up during the study, for which no reasons were given.
Selective reporting (reporting bias)	Low risk	No differences between groups at baseline

MacIntyre 2011
Study characteristics

Methods	A cluster-RCT of 1441 HCWs in 15 Beijing hospitals was performed during the 2008 to 2009 winter. Participants wore masks or respirators during the entire work shift for 4 weeks. Outcomes included CRI, ILI, laboratory-confirmed respiratory virus infection, and influenza. A convenience no-mask/respirator group of 481 health workers from 9 hospitals was compared.
Participants	Participants (N = 1441) were hospital HCWs aged > 18 years from the emergency departments and respiratory wards of 15 hospitals. These wards were selected as high-risk settings in which repeated and multiple exposures to respiratory infections are expected.

Physical interventions to interrupt or reduce the spread of respiratory viruses (Review)

MacIntyre 2011 (Continued)

Participants were randomised to medical mask (N = 492 staff from 5 hospitals), N95 fit-tested masks (N = 461 staff from 5 hospitals), and N95 non-fit-tested mask (N = 488 staff from 5 hospitals).

Interventions	Fit-tested N95 respirators versus non-fit-tested N95 respirators versus medical masks. See Table 1 for details.
Outcomes	<p>Clinical respiratory illness, defined as 2 or more respiratory symptoms or 1 respiratory symptom and a systemic symptom</p> <p>Influenza-like illness, defined as fever ≥ 38 °C plus 1 respiratory symptom (i.e. cough, runny nose, etc.)</p> <p>Laboratory-confirmed viral respiratory infection (detection of adenoviruses, human metapneumovirus, coronavirus 229E/NL63, parainfluenza viruses 1, 2, and 3, influenza viruses A and B, respiratory syncytial virus A and B, rhinovirus A or B, and coronavirus OC43/HKU1 by multiplex PCR)</p> <p>Laboratory-confirmed influenza A or B</p> <p>Adherence with mask or respirator use. Reported problems associated with using the masks or respirators</p>
Notes	<p>Control arm not randomised so has been ignored. Funding source unknown.</p> <p>Conflict of interests: Raina MacIntyre receives funding from influenza vaccine manufacturers GSK and CSL Biotherapies for investigator-driven research. She has also been on advisory boards for Wyeth, GSK and Merck. Dr Simon Cauchemez received consulting fees from MacIntyre et al. 178^a 2011 Blackwell Publishing Ltd, <i>Influenza and Other Respiratory Viruses</i>, 5, 170–179 Sanofi-Pasteur MSD on the modelling of varicella zoster virus. The remaining authors declare that they have no competing interests. The corresponding author had full access to all the data in the study and had final responsibility for the decision to submit for publication. Prior to the start of this study, NMF acted as a consultant for Roche, Novartis and GSK Biologicals (ceasing in 2007).</p>

Risk of bias

Bias	Authors' judgement	Support for judgement
Random sequence generation (selection bias)	Unclear risk	Randomisation process (using a secure computerised randomisation program), but sequence generation not described
Allocation concealment (selection bias)	Low risk	Hospitals randomised prior to inclusion of participants.
Blinding of participants and personnel (performance bias) All outcomes	High risk	Unblinded study
Blinding of outcome assessment (detection bias) All outcomes	High risk	Unblinded study
Incomplete outcome data (attrition bias) All outcomes	Low risk	No loss to follow-up
Selective reporting (reporting bias)	Low risk	Specified outcomes reported.

Physical interventions to interrupt or reduce the spread of respiratory viruses (Review)

115

MacIntyre 2013
Study characteristics

Methods	A cluster-RCT
Participants	<p>A total of 1669 nurses and doctors from 68 emergency departments and respiratory wards of 19 Beijing hospitals were included. Inclusion criteria: any nurse or doctor aged 18 years or older who worked full time in the emergency or respiratory wards was eligible. Exclusion: HCWs if they (1) were unable or refused to consent; (2) had beards, long moustaches, or long facial hair stubble; (3) had a current respiratory illness, rhinitis, and/or allergy; or (4) worked part time or did not work in the aforementioned wards or departments</p> <p>Final analysis was performed on 572 staff and 24 wards in medical mask group, 516 staff and 20 wards in the targeted N95 mask group, and 581 staff and 24 wards in the N95 mask group.</p>
Interventions	<p>Quote: "Masks used in the study were the 3M Standard Tie-On Surgical Mask (catalog number mask 1817; 3M, St. Paul, MN) and the 3M Health Care N95 Particulate Respirator (catalog number 1860; 3M)... . Participants wore the mask or respirator on every shift after being shown how to fit and wear it. Participants were supplied daily with either three masks for the medical mask arm or two N95 respirators. Participants using N95 respirators underwent a fit testing procedure using a 3M FT-30 Bitrex Fit Test Kit according to the manufacturer's instructions (3M)." See Table 1 for details.</p>
Outcomes	<p>Laboratory:</p> <ol style="list-style-type: none"> Laboratory-confirmed viral respiratory infection in symptomatic participants, defined as detection of adenoviruses; human metapneumovirus; coronaviruses 229E/NL63 and OC43/HKU1; parainfluenza viruses 1, 2, and 3; influenza viruses A and B; respiratory syncytial viruses A and B; or rhinoviruses A/B by nucleic acid testing (NAT) using a commercial multiplex polymerase chain reaction (Seegen, Inc., Seoul, Korea). Laboratory-confirmed influenza A or B in symptomatic participants. Laboratory-confirmed bacterial colonisation in symptomatic participants, defined as detection of <i>Streptococcus pneumoniae</i>, <i>Legionella</i>, <i>Bordetella pertussis</i>, chlamydia, <i>Mycoplasma pneumoniae</i>, or <i>Haemophilus influenzae</i> type B by multiplex polymerase chain reaction (Seegen, Inc.). <p>Effectiveness: CRI, defined as 2 or more respiratory symptoms or 1 respiratory symptom and a systemic symptom. ILI, defined as fever (38 °C) plus 1 respiratory symptom</p> <p>Safety: adverse effects measured using a semi-structured questionnaire. Investigators stated that there was higher reported adverse effects and discomfort of N95 respirators compared with the other 2 arms. In terms of comfort, 52% (297 of 571) of the medical mask arm reported no problems, compared with 62% (317 of 512) of the targeted arm and 38% (217 of 574) of the N95 arm ($P < 0.001$).</p>
Notes	<p>Compliance with the product was highest in the targeted N95 arm (82%; 422 of 516), then the medical mask arm (66%; 380 of 572), and the N95 arm (57%; 333 of 581); these differences were statistically significant ($P < 0.001$).</p> <p>The period study conducted: 28 December 2009 to 7 February 2010</p> <p>Funding: unclear</p> <p>Declaration of interests: none declared.</p>

Risk of bias

Bias	Authors' judgement	Support for judgement
Random sequence generation (selection bias)	Unclear risk	"using a secure computerized randomization program", but sequence generation not described

MacIntyre 2013 (Continued)

Allocation concealment (selection bias)	Unclear risk	No information provided.
Blinding of participants and personnel (performance bias) All outcomes	Low risk	Outcome was objectively assessed with lab confirmation in addition to clinical illness.
Blinding of outcome assessment (detection bias) All outcomes	Low risk	"Laboratory outcomes are reported for all subjects (with at least one respiratory symptom or fever) tested, and then for the subset meeting the CRI definition"
Incomplete outcome data (attrition bias) All outcomes	Low risk	No loss to follow-up. Flow chart and text match, investigators conducted ITT and PP analysis. All the outcomes were accounted for amongst all participants.
Selective reporting (reporting bias)	Low risk	All outcomes were reported as planned.

MacIntyre 2015
Study characteristics

Methods	A cluster-RCT of cloth masks compared with medical masks in healthcare workers in 14 secondary-/tertiary-level hospitals in Hanoi, Vietnam. Hospital wards were randomised to: medical masks, cloth masks, or a control group (usual practice, which included mask wearing). Participants used the mask on every shift for 4 consecutive weeks.
Participants	1607 hospital HCWs aged ≥ 18 years working full time in selected high-risk wards. Medical mask group (n = 580 HCWs), cloth mask group (n = 569 HCWs), control group (n = 458 HCWs)
Interventions	Medical masks, cloth masks, or a control group. See Table 1 for details.
Outcomes	Clinical respiratory illness, influenza-like illness, and laboratory-confirmed respiratory virus infection <ol style="list-style-type: none"> 1. Clinical respiratory illness, defined as 2 or more respiratory symptoms or 1 respiratory symptom and a systemic symptom 2. Influenza-like illness, defined as fever ≥ 38 °C plus 1 respiratory symptom 3. Laboratory-confirmed viral respiratory infection. Laboratory confirmation was by nucleic acid detection using multiplex reverse transcriptase PCR (RT-PCR) for 17 respiratory viruses. Adverse events associated with mask use
Notes	Government funded. Competing interests: CRM has held an Australian Research Council Linkage Grant with 3M as the industry partner, for investigator-driven research. 3M has also contributed masks and respirators for investigator-driven clinical trials. CRM has received research grants and laboratory testing as in-kind support from Pfizer, GSK and Bio-CSL for investigator-driven research. HS had a NHMRC Australian-based Public Health Training Fellowship at the time of the study (1012631). She has also received funding from vaccine manufacturers GSK, bio-CSL and Sanofi Pasteur for investigator-driven research and presentations. AAC used filtration testing of masks for his PhD thesis conducted by 3M Australia.

Risk of bias

Bias	Authors' judgement	Support for judgement
------	--------------------	-----------------------

Physical interventions to interrupt or reduce the spread of respiratory viruses (Review)

MacIntyre 2015 (Continued)

Random sequence generation (selection bias)	Low risk	Epi info V.6 was used to generate a randomisation allocation.
Allocation concealment (selection bias)	Low risk	74 wards randomised prior to recruitment of individuals.
Blinding of participants and personnel (performance bias) All outcomes	High risk	Unblinded study
Blinding of outcome assessment (detection bias) All outcomes	High risk	Unblinded study
Incomplete outcome data (attrition bias) All outcomes	Low risk	No loss to follow-up
Selective reporting (reporting bias)	Low risk	Specified endpoints reported.

MacIntyre 2016
Study characteristics

Methods	Cluster-RCT to examine medical mask use as source control for people with respiratory illness in 6 major hospitals in 2 districts of Beijing, China. Index cases with ILI were randomly allocated to medical mask (n = 123) and control arms (n = 122). Since 43 index cases in the control arm also used a mask during the study period, an as-treated post hoc analysis was performed by comparing outcomes amongst household members of index cases who used a mask (mask group) with household members of index cases who did not use a mask (no mask group).
Participants	245 index cases with ILI (medical mask = 123, control group = 122) and 597 household contacts (medical mask = 302, control group = 295)
Interventions	Medical mask versus no mask (control). See Table 1 for details.
Outcomes	<p>Clinical respiratory illness, ILI, and laboratory-confirmed viral respiratory infection</p> <ol style="list-style-type: none"> Clinical respiratory illness, defined as 2 or more respiratory symptoms (cough, nasal congestion, runny nose, sore throat, or sneezes) or 1 respiratory symptom and a systemic symptom (chill, lethargy, loss of appetite, abdominal pain, muscle or joint aches). ILI, defined as fever $\geq 38^\circ\text{C}$ plus 1 respiratory symptom. Laboratory-confirmed viral respiratory infection, defined as detection of adenoviruses, human metapneumovirus, coronaviruses 229E/NL63 and OC43/HKU1, parainfluenza viruses 1, 2, and 3, influenza viruses A and B, respiratory syncytial virus A and B, or rhinovirus A/B by nucleic acid testing using a commercial multiplex PCR. <p>No safety outcomes reported.</p>
Notes	<p>Government funded.</p> <p>Competing interests: all authors have completed the Unified Competing Interests form (available on request from the corresponding author) and declare that: CRM has held an Australian Research Council Linkage Grant with 3M as the industry partner, for investigator driven research. 3M have also contributed supplies of masks and respirators for investigator-driven clinical trials. She has received re-</p>

Physical interventions to interrupt or reduce the spread of respiratory viruses (Review)

MacIntyre 2016 (Continued)

search grants and laboratory testing as in-kind support from Pfizer, GSK and Bio-CSL for investigator-driven research. HS had an NHMRC Australian based Public Health Training Fellowship at the time of the study (1012631). She has also received funding from vaccine manufacturers GSK, bio-CSL and Sanofi Pasteur for investigator-driven research and presentations. AAC had testing of filtration of masks by 3M for PhD.

Risk of bias

Bias	Authors' judgement	Support for judgement
Random sequence generation (selection bias)	Low risk	Random allocation sequence using Microsoft Excel
Allocation concealment (selection bias)	High risk	Doctors enrolled the participants randomly to intervention and control arms.
Blinding of participants and personnel (performance bias) All outcomes	High risk	Unblinded study
Blinding of outcome assessment (detection bias) All outcomes	High risk	Clinical endpoints assessed unblinded.
Incomplete outcome data (attrition bias) All outcomes	Low risk	No loss to follow-up
Selective reporting (reporting bias)	Low risk	Specified outcomes reported.

McConeghy 2017
Study characteristics

Methods	Pilot study of comprehensive intervention (education, cleaning of surfaces, audit and feedback) to staff of nursing homes versus usual care. Pair-matched cluster-randomised design with only 5 clusters (nursing homes) in each group
Participants	10 nursing homes in Colorado, USA Intervention group = 481 long-stay residents and control group = 380 'Long-stay' defined as resident at least 90 days prior to baseline, or recently readmitted after previous long stay.
Interventions	A multifaceted hand-washing/surface-cleaning intervention comprised of 1) 1-hour online educational module focused on how to prevent infections; 2) provided with an "essential bundle" of 7 products, ranging from hand sanitiser gel and foam to antiviral facial tissues, disinfecting spray, and hand and face wipe and recommendation to use 4 skin cream and wipe products; 3) audit and feedback system. See Table 1 for details.
Outcomes	Laboratory: surface cultures mentioned in Methods, but no results given Effectiveness: LRTI, all infections, hospitalisation, use of antibiotics (not relevant to this review)

Physical interventions to interrupt or reduce the spread of respiratory viruses (Review)

McConeghy 2017 (Continued)

Safety: none mentioned in Methods and no results given

Notes

The authors conclude that Quote: “This multifaceted hand-washing and surface cleaning intervention was designed to reduce infection rates among nursing homes residents. In our 10-facility randomized, matched pair pilot study, we observed program compliance and satisfaction along with reductions in surface bacterial counts, but did not observe a statistically significant reduction in infection rates, antimicrobial use, or hospitalizations”.

Very poorly reported study with results not explained, summarised in Table 3 as RDs. Denominators and attrition are unclear.

This work was supported by Kimberly-Clark Corporation (Contract # 14792008).
 Declaration of interests: none declared.

Risk of bias

Bias	Authors' judgement	Support for judgement
Random sequence generation (selection bias)	Unclear risk	Method not described
Allocation concealment (selection bias)	Unclear risk	Method not described
Blinding of participants and personnel (performance bias) All outcomes	High risk	Unblinded
Blinding of outcome assessment (detection bias) All outcomes	High risk	Illness and absenteeism reported by treating staff.
Incomplete outcome data (attrition bias) All outcomes	Unclear risk	No attrition given. Data were collected from e-medical record at baseline, but not clear whether illness data during the study were collected by the same method.
Selective reporting (reporting bias)	High risk	Upper respiratory tract infection was mentioned in the Methods (intervention presumably would target these), but only LRTI and overall infection reported.

Millar 2016
Study characteristics

Methods	Cluster-RCT, open-label study, factorial design
Participants	Around 30,000 healthy, male army trainees aged 18 to 42 years at Fort Benning, Georgia were included. Inclusion criteria: trainees assigned to 1 of the 6 selected training battalions, trainees who present with an SSTI at the clinic or the hospital, provide informed consent. Exclusion criteria: fails to meet inclusion criteria. No denominator breakdown by arm is reported.
Interventions	Promotion of hand-washing in addition to a once-weekly application of chlorhexidine-based body wash. See Table 1 for details.
Outcomes	This study was nested in a large field-based RCT and utilised clinic-based medical records. Laboratory: none

Physical interventions to interrupt or reduce the spread of respiratory viruses (Review)

Millar 2016 (Continued)

Effectiveness: incidence of ARI at 20 months. The case definition was any occurrence of the following ICD-9 symptom or disease-specific codes: 460 to 466, 480 to 488, and specifically 465.9, 482.9, 486, and 487.1.

Safety: adverse effects neither planned nor reported by the investigators

Notes
The period study conducted: May 2010 to January 2012
Government funded.
Declaration of interests: none declared.

Risk of bias

Bias	Authors' judgement	Support for judgement
Random sequence generation (selection bias)	Low risk	quote: "computer-generated random numbers to 1 of the 3 study groups"
Allocation concealment (selection bias)	Unclear risk	No information provided.
Blinding of participants and personnel (performance bias) All outcomes	High risk	The study was open-label and self-reporting of ARI. It is planned as secondary objective of an original trial. Data abstractors were blinded to group assignment.
Blinding of outcome assessment (detection bias) All outcomes	Low risk	Data abstractors were blinded to group assignment.
Incomplete outcome data (attrition bias) All outcomes	High risk	There is a statistically significant difference between attrition rates in the 3 groups. The reasons for attrition are briefly reported in Table 1 of the original study (Ellis and colleagues 2014), but are unlikely to be related to the outcomes of this study. ARI cases were captured utilising clinic-based medical records, but this outcome is not prespecified in the protocol.
Selective reporting (reporting bias)	High risk	The study was conducted for another purpose. According to the study protocol, the outcomes of interest in the current report were not mentioned as outcomes when the study was planned. ARI is not prespecified as an outcome in the protocol published on ClinicalTrials.gov.

Miyaki 2011

Study characteristics

Methods	A quasi-cluster-RCT
Participants	A total of 15,134 assigned to intervention (N = 6634 workers) and control (N = 8500 workers) Inclusion criteria: all general employees (aged 19 to 72 years in 2009) of 2 sibling companies of a major car industry in Kanagawa Prefecture, Japan. All workers who regularly reported to the workplace were included, regardless of treatment for chronic diseases. All employees have the same health insurance plan and were followed up in the same way.
Interventions	Quote: "The intervention involved asking workers whose family members developed an influenza-like illness (ILI) to stay at home. If any co-habiting family members showed signs of influenza-like illness

Miyaki 2011 (Continued)

(ILI), employees ... were asked to stay at home voluntarily until 5 days has passed since the resolution of the ILS symptoms or 2 days after alleviation of fever." See [Table 1](#) for details.

Outcomes	<p>Workroom: influenza A test kit (rapid test)</p> <p>Effectiveness: assess the effectiveness of household quarantine in reducing the incidence of influenza A H1N1. ILI was defined as a body temperature greater than 38 °C or more than 1 °C above the normal temperature accompanied with more than 2 of these symptoms: nasal mucus, pharyngeal pain, cough, chills or heat sensation</p> <p>Safety: the incidence of influenza A H1N1 amongst workers who were told to stay home if a family member developed ILI was higher (relative risk of 2.17; P < 0.001) compared to control group. No other safety measures/harms reported.</p> <p>Compliance: quote: "our intervention was not compulsory; we only asked the employees to leave the workplace for a while on full pay, and we succeeded in getting all workers' agreement. In our case, explaining that the home waiting policy might be beneficial to the whole workers and help to avoid stopping the manufacturing lines (explaining it is for the benefit of the public) and guaranteeing payment during the leave (financial support) helped them to obey our request."</p>
Notes	<p>Period study conducted: 1 July 2009 to 19 February 2010</p> <p>Unfunded</p> <p>There are no conflicts of interest to declare.</p>

Risk of bias

Bias	Authors' judgement	Support for judgement
Random sequence generation (selection bias)	Unclear risk	No information given.
Allocation concealment (selection bias)	Unclear risk	No information given.
Blinding of participants and personnel (performance bias) All outcomes	Low risk	The nature of the intervention (stay at home) was confirmed in the intervention group, where all workers agree as they were financially supported during absences due to ILI.
Blinding of outcome assessment (detection bias) All outcomes	Low risk	"Company doctors diagnosed the disease through a positive result of an influenza A test or clinical symptoms", but not clear if they were blinded to assignment; however, the diagnostic process is meticulous and objectively confirmed.
Incomplete outcome data (attrition bias) All outcomes	Low risk	All cases are included in the analysis, and none were lost to follow-up.
Selective reporting (reporting bias)	Unclear risk	Although all outcomes of interest are clearly specified, described, and followed up, and text and numbers checked out well and based on the outcome stated for the study, there is no published protocol to match the planned vs the reported outcomes.

Morton 2004
Study characteristics
Physical interventions to interrupt or reduce the spread of respiratory viruses (Review)

Morton 2004 (Continued)

Methods	Cross-over study to evaluate the effectiveness of an alcohol gel as an adjunct to regular hand-washing for decreasing absenteeism amongst elementary children by reducing specific communicable diseases such cold, flu, and conjunctivitis. The study was conducted in an elementary school in New England, USA. In the cross-over design, classrooms in each grade level were randomised to begin as the experimental group (alcohol gel) or the control group (regular hand-washing). A study protocol for hand hygiene was introduced following the germ unit education. The hand-washing product was a soap-and-water alternative that is approximately 60% ethyl alcohol. In phase 1 (46 days) children in 9 classrooms were in the experimental group, and children in 8 classrooms were in the control group. After a 1-week washout period when no children had access to the alcohol gel, phase 2 (47 days) started, and the classroom that had participated before as experimental group passed into the control group and vice versa. Data were collected by the parents, who informed the secretary or the school nurse of the reasons for a child's absence, including symptoms of any illness. Respiratory illnesses were defined by symptoms of URTI.
Participants	253 children, 120 girls and 133 boys, from kindergarten to 3rd grade. Of the eligible 285 students, 32 children dropped out (10 due to skin irritation and 22 because of lack of parental consent). No denominator breakdown by arm is reported because the study used a cross-over design.
Interventions	Use of an alcohol gel as an adjunct to regular hand-washing and educational programme versus regular hand-washing and educational programme. See Table 1 for details.
Outcomes	Laboratory: no Effectiveness: days of absences from school for respiratory illness Safety: N/A
Notes	Risk of bias: high (no description of randomisation; partial reporting of outcomes, numerators and denominators) Note: the authors conclude that significantly fewer children became ill whilst using the alcohol gel as an adjunct to regular hand-washing than when using regular hand-washing only (decreased school absenteeism of 43% with the use of alcohol gel on top of hand-washing). The authors also described, as a limitation of the study, the fact that the school nurse served as the data collector, which could be perceived as bias in measurement of the outcome variable. Randomisation and allocation are not described; no cluster coefficients were reported; and attrition was not taken into consideration during the analysis. Unit of randomisation and analysis are different. No reporting by arm. No ORs, no CIs reported. Funding: Maine Administrative School District #35 in Eliot, Maine, and South Berwick, Maine. Conflicts of interest: none declared.

Risk of bias

Bias	Authors' judgement	Support for judgement
Random sequence generation (selection bias)	Unclear risk	Insufficient information
Allocation concealment (selection bias)	Unclear risk	Insufficient information
Blinding of participants and personnel (performance bias) All outcomes	Unclear risk	Quote: "A cross-over design was used. In the crossover design, classrooms in each grade level were randomized to begin as the experimental group (regular hand washing)."
Blinding of outcome assessment (detection bias) All outcomes	Unclear risk	Quote: "The school nurse served as the data collector for the duration of the study. This could be perceived as bias in the measurement of the outcome variable, absenteeism related to infectious illness."

Morton 2004 (Continued)

Incomplete outcome data (attrition bias) All outcomes	Unclear risk	Insufficient information
Selective reporting (reporting bias)	Unclear risk	Insufficient information

Najnin 2019
Study characteristics

Methods	Cluster-RCT, parallel assignment
Participants	<p>Residents of the high-risk, cholera-prone study areas. Low-income communities in Mirpur area of urban Dhaka defined by low per capita income, poor sanitation, unsafe water use, sharing of water source, and poor living conditions. 90 geographic clusters were included, with 30-metre buffer zones.</p> <p>A total of 7842 households, with 52,237 individuals analysed</p> <p>Vaccine-only area: data were analysed for 1965 households consisting of 13,148 individuals</p> <p>Vaccine-plus-behaviour-change area: data were analysed for 3886 households consisting of 25,566 individuals</p> <p>Control area: data were analysed for 1991 households consisting of 13,523 individuals</p> <p>Study criteria from published protocol:</p> <p>Inclusion criteria: apparently healthy residents of selected vaccination sites, aged 1 year and above, non-pregnant women, written informed consent</p> <p>Exclusion criteria: age less than 1 year and pregnant women</p>
Interventions	Hand-washing and water treatment promotion. See Table 1 for details.
Outcomes	<p>Laboratory: none used</p> <p>Effectiveness: prevalence of respiratory illness. People were classified as having respiratory illness if they reported having fever plus either cough or nasal congestion or fever plus breathing difficulty in the past 2 days of unannounced home visits: in each intervention group and amongst those who had soap/soapy water with water present in the hand-washing station (35% of all groups combined) versus those without this (regardless of the intervention group). Planned secondary outcome: prevalence of reported respiratory illness during 2-year intervention period</p> <p>Safety: no adverse effects planned or reported</p>
Notes	<p>The period study conducted: 2011 to 2013</p> <p>Funding: government and private Bill & Melinda Gates Foundation</p> <p>Conflicts of interest: none declared.</p>

Risk of bias

Bias	Authors' judgement	Support for judgement
Random sequence generation (selection bias)	Low risk	Computer-generated randomisation sequence was used to allocate 90 geographical clusters to 1 of 3 groups. Before randomisation, clusters were strat-

Najnin 2019 (Continued)

ified blocked into 2 categories according to the distance to the hospital. (parent article: Lancet. 2015 Oct 3;386(10001):1362-1371)

Allocation concealment (selection bias)	Unclear risk	No information provided.
Blinding of participants and personnel (performance bias) All outcomes	High risk	All trial participants and investigators were aware of group assignment. Several in and out migrations across all groups before, after, and during outcome monitoring, and large number of changes in intervention areas
Blinding of outcome assessment (detection bias) All outcomes	High risk	Several in and out migrations across all groups before, after, and during outcome monitoring, and large number of changes in intervention areas
Incomplete outcome data (attrition bias) All outcomes	High risk	High migration movement. This could have distorted the baseline characteristics even more. Very hard to assess because the numbers in the index paper are different from the parent paper (Qadri 2015). In addition to that, for each intervention, data were analysed for 15% to 30% of those allocated on start date. Each group started with approximately 80,000 people; the number analysed is much lower (237,216 people were in the study area on start date of outcome monitoring, the total number analysed across all groups was 52,237). No info about data on migrated individuals or on those who changed intervention areas was dealt with? Also data for prevalence of ARI adjusted for age and wealth were not shown. The outcome is addressed in the 2 days preceding an unannounced visit. This means that if there was a respiratory illness in the past week it would not have been reported. Moreover, these monthly unannounced visits were done to a different set of participants in each group!
Selective reporting (reporting bias)	High risk	Published protocol does not include respiratory illness as an outcome.

Nicholson 2014
Study characteristics

Methods	Cluster-RCT
Participants	<p>70 low-income communities in Mumbai, India (35 communities per arm) were randomised to intervention arm (N = 1025) and control arm (N = 1026).</p> <p>Households located in low-income urban communities in west and south Mumbai, India. Each household contains 1 target child in the first year of a municipal school (typically aged 5 years).</p>
Interventions	Combination of hand-washing promotion with provision of free soap aimed at 5-year-olds with provision of free soap. See Table 1 for details.
Outcomes	<p>Laboratory: none reported</p> <p>Effectiveness:</p> <p>Primary outcomes: episodes of diarrhoea, ARIs, and school absences amongst target children, and episodes of diarrhoea and ARIs among their families</p> <p>Secondary outcomes: episodes of eye infections, vomiting, abscesses or boils, headaches, and earache</p>

Nicholson 2014 (Continued)

Operational definitions for all the illnesses were taken from *Black's Medical Dictionary* (MacPherson 1999). ARIs as "pneumonia, cough, fever, chest pain and shortness of breath, cold, inflammation of any or all of the airways, that is, nose, sinuses, throat, larynx, trachea and bronchi"

Safety: no safety measures planned or reported by the investigators

Notes

The period study conducted: 22 October 2007 to 2 August 2008

Funding: multinational corporate company (Unilever plc.)

Conflicts of interest: none declared.

Risk of bias

Bias	Authors' judgement	Support for judgement
Random sequence generation (selection bias)	High risk	Coin tossing used, which could have led to a large imbalance.
Allocation concealment (selection bias)	Low risk	"a coin toss was used to assign one community in each pair to intervention and one to control"
Blinding of participants and personnel (performance bias) All outcomes	High risk	Participants knew to which arm they had been recruited. Households were removed from the study if they provided no data for 5 consecutive weeks.
Blinding of outcome assessment (detection bias) All outcomes	High risk	Data collectors were independent of the behaviour change intervention. Each was assigned exclusively to either households in the intervention group or to control households. However, communities, where very low literacy levels exist, were replaced after randomisation.
Incomplete outcome data (attrition bias) All outcomes	High risk	Data for non-completers were available and similar across groups. ITT and PP were performed. However, households were removed from the study if they provided no data for 5 consecutive weeks.
Selective reporting (reporting bias)	Unclear risk	No information to judge

Pandejpong 2012
Study characteristics

Methods	Cluster-RCT, single study centre
Participants	<p>Children (total number = 1437) were randomised to alcohol hand gel every 60 minutes (N = 452 children), every 120 minutes (N = 447 children), and once before lunch (N = 540 children).</p> <p>Inclusion criteria: all children in a large private school in suburban Bangkok, Thailand, all ages, both genders with parental consent to participate.</p> <p>Exclusion criteria: an allergy to alcohol hand gel</p>
Interventions	3 disinfection interventions: Alcohol hand gel applied every 60 minutes vs every 120 minutes vs once before lunch (3 groups). The current school standard for hand hygiene (q lunch group). See Table 1 for details.
Outcomes	Laboratory: none

Physical interventions to interrupt or reduce the spread of respiratory viruses (Review)

126

Pandejpong 2012 (Continued)

Effectiveness:

Primary: rates of absenteeism from physician-confirmed ILI

Secondary: rate of absenteeism caused by total reported ILI (with and without a doctor's confirmation)

In case the child was sick but did not see a doctor, the parents were asked to report any of the following symptoms: runny nose or cough, fever or chills, sore throat, headache, diarrhoea, and presence of hand, foot, or mouth ulcers. If 2 or more of these symptoms were reported, then the child's illness was documented as an ILI.

Safety: investigators reported that no adverse reaction to the alcohol hand gel was reported in any participants

Notes

The period study conducted: December 2009 to February 2010

Funding: Royal College of Physicians of Thailand

Conflict of interest: none to report

Risk of bias

Bias	Authors' judgement	Support for judgement
Random sequence generation (selection bias)	Unclear risk	No information provided.
Allocation concealment (selection bias)	Unclear risk	No information provided.
Blinding of participants and personnel (performance bias) All outcomes	Unclear risk	Parents and teachers are aware of the assignment. Teachers were responsible for recording the absenteeism case record forms. Parents would report child sickness. No diagnostic tests, even in the case of physician-confirmed ILI
Blinding of outcome assessment (detection bias) All outcomes	Low risk	Outcome is physician-confirmed ILI.
Incomplete outcome data (attrition bias) All outcomes	Low risk	Quote: "No students were lost to follow-up or discontinued the intervention during the study period."
Selective reporting (reporting bias)	Low risk	All outcomes were reported.

Priest 2014

Study characteristics

Methods	A cluster-RCT
Participants	Study included children aged 5 to 11 years at 68 primary schools in New Zealand. Schools were randomised to hand sanitiser + education session arm (34 schools and 8859 children) and education session arm (34 schools and 7386 children). Inclusion criteria:

Priest 2014 (Continued)

School-level inclusion: at least 100 children of primary school age (school years 1 to 6; children will generally range in age from 5 years to 11 years) at November 2008. Schools that are not currently using hand-sanitiser products or are willing to not use them for the period of the trial. Schools are within the City boundaries of Christchurch, Dunedin, or Invercargill in New Zealand. The principal of the school consents to the school being included in the trial. Not "special schools" (e.g. schools for children with deafness or disability) and either not currently using hand-sanitiser products or willing to not use them for the period of the trial if they were randomised to the control group were eligible to participate in the trial.

Student-level inclusion (follow-up children): children were eligible to participate in the follow-up group, for whom more detailed information on absences was collected, if they attended a school year 1 to 6 class in 1 of the included schools at the beginning of the second school term in 2009 (the end of April), and their caregivers completed the consent form indicating that they were willing to be telephoned following their child's absences and that they were able to take part in telephone interviews in English

Exclusion criteria:

School-level exclusion: special needs schools

Student-level exclusion (follow-up children): children of the principal investigators and study personnel of the trial. Or, children of families that the principal of the primary school directs us not to approach

Interventions	Hand sanitiser provision (in addition to hand hygiene education session also provided to control group) in schoolchildren. See Table 1 for details.
Outcomes	<p>Laboratory: none</p> <p>Effectiveness:</p> <p>Primary outcome: the incidence rate of absence episodes from school (reported by the parents during telephone calls) due to any illness during the study period (winter term)</p> <p>Secondary outcomes: assessing whether hand sanitiser was effective in reducing the:</p> <ol style="list-style-type: none"> 1. incidence rate of respiratory illness absence episodes, 2. incidence rate of gastrointestinal illness absence episodes, 3. incidence rate of absence for any reason, 4. length of illness episode, 5. length of illness absence episode, and 6. incidence rate of subsequent illness amongst other children or adults in the household. <p>Definition of respiratory illness: at least 2 of the following caregiver-reported symptoms for 1 day, or 1 of the following symptoms for 2 days (but not fever alone): runny nose, stuffy or blocked nose or noisy breathing, cough, fever, sore throat, or sneezing</p> <p>Safety: examined whether the use of hand sanitiser was associated with an increased risk of any skin reactions during the intervention period. Skin reactions: dryness, redness, flakiness, itchiness, eczema, and any other skin reactions</p>
Notes	<p>The period study conducted: 27 April to 25 September 2009</p> <p>Government funded: Health Research Council of New Zealand</p> <p>Competing Interests: the authors have declared that no competing interests exist. All authors affirm that they are not involved in any other trials on the same or a related intervention.</p>

Risk of bias

Bias	Authors' judgement	Support for judgement
------	--------------------	-----------------------

Priest 2014 (Continued)

Random sequence generation (selection bias)	Low risk	Quote: "Stata/MP 10.1 for Windows was used to generate the random numbers"
Allocation concealment (selection bias)	Low risk	Done by trial statistician provided with school codes and district and randomised the schools to either "A" or "B"
Blinding of participants and personnel (performance bias) All outcomes	Low risk	Outcome assessors were blinded to the group allocation until the analysis was completed.
Blinding of outcome assessment (detection bias) All outcomes	Low risk	Outcome assessors were blinded to the group allocation until the analysis was completed.
Incomplete outcome data (attrition bias) All outcomes	Unclear risk	The study flow diagram gives a clear account on follow-up, with numbers of those lost to follow-up and those who discontinued the intervention along with the reasons for doing so. No child was excluded from the analysis. Only PP analysis was reported.
Selective reporting (reporting bias)	Low risk	All outcomes stated in the published protocol were reported in the study. The exception was quote: "1 planned secondary outcome (that is irrelevant to our study) that was not collected and 2 collected secondary outcomes that were not planned in the original protocol".

Radonovich 2019
Study characteristics

Methods	Cluster-RCT, multicentre, pragmatic effectiveness trial
Participants	<p>Study included 280 clusters randomly assigned to N95 respirators (189 clusters and 1993 HCPs) and medical masks (191 clusters and 2058 HCPs).</p> <p>All participants in a cluster worked in the same outpatient clinic or outpatient setting. All participants were permitted to participate for 1 or more years and gave written consent for each year of participation.</p> <p>Inclusion criteria: healthcare workers in outpatient settings serving adult and paediatric patients with a high prevalence of acute respiratory illness. Participants were aged at least 18 years and employed at 1 of the 7 participating health systems, and self-identified as routinely positioned within 6 feet (1.83 m) of patients. Participants were full-time employees (defined as direct patient care for approximately ≥ 24 hours weekly) and worked primarily at the study site (defined as $\geq 75\%$ of working hours).</p> <p>Exclusion criteria: medical conditions precluding safe participation or anatomic features that could interfere with respirator fit, such as facial hair or third-trimester pregnancy. Participants self-identified race and sex using fixed categories; these variables were collected because facial anthropometrics related to race and sex may influence N95 respirator fit.</p>
Interventions	Fit-tested N95 respirators versus medical masks when near patients with respiratory illness. See Table 1 for details.
Outcomes	<p>Laboratory. Primary outcome: the incidence of laboratory-confirmed influenza, defined as:</p> <ol style="list-style-type: none"> 1. detection of influenza A or B virus by RT-PCR in an upper respiratory specimen collected within 7 days of symptom onset; 2. detection of influenza from a randomly obtained swab from an asymptomatic participant; and

Physical interventions to interrupt or reduce the spread of respiratory viruses (Review)

Radonovich 2019 (Continued)

3. influenza seroconversion (symptomatic or asymptomatic), defined as at least a 4-fold rise in haemagglutination inhibition antibody titres to influenza A or B virus between pre-season and post-season serological samples deemed not attributable to vaccination.

Effectiveness. Secondary outcomes: the incidence of 4 measures of viral respiratory illness or infection as follows:

1. acute respiratory illness with or without laboratory confirmation;
2. laboratory-detected respiratory infection, defined as detection of a respiratory pathogen by PCR or serological evidence of infection with a respiratory pathogen during the study surveillance period(s), which was added to the protocol prior to data analysis;
3. laboratory-confirmed respiratory illness, identified as previously described (defined as self-reported acute respiratory illness plus the presence of at least PCR-confirmed viral pathogen in a specimen collected from the upper respiratory tract within 7 days of the reported symptoms and/or at least a 4-fold rise from pre-intervention to post-intervention serum antibody titres to influenza A or B virus; and
4. influenza-like illness, defined as temperature of at least 100 °F (37.8 °C) plus cough and/or a sore throat, with or without laboratory confirmation.

Safety: no serious study-related adverse events were reported. 19 participants reported skin irritation or worsening acne during years 3 and 4 at 1 site in the N95 respirator group.

Notes

The study was conducted from September 2011 to May 2015, with final follow-up on 28 June 2016.

Compliance: adherence was reported on daily surveys 22,330 times in the N95 respirator group and 23,315 times in the medical mask group. Quote: “Always” was reported 14,566 (65.2%) times in the N95 respirator group and 15,186 (65.1%) times in the medical mask group; “sometimes” 5407 (24.2%) times in the N95 respirator group and 5853 (25.1%) times in the medical mask group; “never” 2272 (10.2%) times in the N95 respirator group and 2207 (9.5%) times in the medical mask group; and “did not recall” 85 (0.4%) times in the N95 respirator group and 69 (0.3%) times in the medical mask group. Participant-reported adherence could not be assessed in 784 participants (31.2%) in the N95 respirator group and 822 (30.8%) in the medical mask group ($P = 0.84$) because of lack of response to surveys or lack of adherence opportunities (i.e. participants did not encounter an individual with respiratory signs or symptoms). Analysed post hoc, participant adherence was reported as always or sometimes 89.4% of the time in the N95 respirator group and 90.2% of the time in the medical mask group.

Government funded.

Conflict of interest disclosures: Dr Bessesen reported receiving grants from the Department of Veterans Affairs during the conduct of the study. Dr Brown reported receiving grants from the US Department of Veterans Affairs during the conduct of the study. Dr Cummings reported receiving grants from the Centers for Disease Control and Prevention, the National Institutes of Health, and MedImmune outside the submitted work and the Biomedical Advanced Research and Development Authority during the conduct of the study. Ms Los reported receiving grants from Centers for Disease Control and Prevention, the Veterans Health Administration, and the Biodefense Advanced Research and Development Agency during the conduct of the study. Dr Gibert reported receiving financial support for the conduct of the study, including research personnel, from the Veterans Health Administration during the conduct of the study. Dr Gorse reported receiving grants from the US Department of Veterans Affairs during the conduct of the study. Dr Nyquist reported receiving grants from the Centers for Disease Control and Prevention/Division of Healthcare Quality Promotion, the National Institute for Occupational Safety and Health, and the Veterans Health Administration during the conduct of the study; personal fees and non-financial support from Sequirus outside the submitted work; and serving on a policy making committee regarding infectious disease for the American Academy of Pediatrics Committee on Infectious Diseases. Dr Reich reported receiving grants from Veterans Health Administration during the conduct of the study. Dr Rodriguez-Barradas reported receiving grants from Veterans Affairs Central Office during the conduct of the study. Dr Perl reported receiving grants from the Centers for Disease Control and Prevention and Biomedical Advanced Research and Development Authority during the conduct of the study and grants from MedImmune outside the submitted work. No other disclosures were reported.

Risk of bias
Bias
Authors' judgement Support for judgement
Physical interventions to interrupt or reduce the spread of respiratory viruses (Review)
130

Radonovich 2019 (Continued)

Random sequence generation (selection bias)	Low risk	Computer-generated random sequences by an individual not involved in the study implementation and data analyses. Used stratified randomisation
Allocation concealment (selection bias)	Low risk	Used constrained randomisation
Blinding of participants and personnel (performance bias) All outcomes	Low risk	The participants cannot be blinded, but it seems that all the measures otherwise were the same with meticulous follow-up. Besides, the primary outcome was lab based (an objective outcome), which is unlikely to be affected by lack of blinding. Investigators were blinded to the randomisation until completion of the study and analysis.
Blinding of outcome assessment (detection bias) All outcomes	Low risk	Primary outcome is laboratory-confirmed diagnosis.
Incomplete outcome data (attrition bias) All outcomes	Low risk	Quote: "Missing outcomes were imputed using standard multiple imputation techniques, creating multiple imputed data sets with no missing values for each analysis"
Selective reporting (reporting bias)	Low risk	Reported study outcomes matched the published protocol. Every outcome was accounted for.

Ram 2015
Study characteristics

Methods	RCT
Participants	<p>377 household compounds (index cases) completed the study. Control arm has 184 compounds with 1607 contacts, and intervention group has 193 compounds with 1814 contacts. Final analysis was performed on 193 index cases and 1661 contacts in the intervention group and 184 index cases and 1498 contacts in the control group.</p> <p>In 2009, index case-patients with symptom onset within 7 days preceding enrolment were eligible. Eligibility criteria changed in 2010 to include index case-patient with symptom onset within 48 hours preceding enrolment.</p> <p>Inclusion criteria:</p> <ol style="list-style-type: none"> 1. Individuals ≥ 5 years old: ILI, defined as history of fever and either cough or sore throat with fever onset within the previous 24 hours. 2. Individuals < 5 years old: any child with acute fever with onset within the previous 24 hours. 3. Return to home within 24 hours of presentation to Upazilla Health Complex, Jahurul Islam Medical College Hospital or the local pharmacies, i.e. the index case cannot be admitted for treatment. If admitted, the patient would not be eligible. 4. No fever in any bari resident during the 7 days preceding the patient's presentation to hospital (see definition below). 5. At least 2 individuals (in addition to the index case-patient) who intend to reside in the bari during the subsequent 20 days. 6. Residence within 30 minutes travel time (1-way) from the Upazilla Health Complex or Jahurul Islam Medical College Hospital or the local pharmacy. <p>Exclusion criteria: compounds were excluded if any compound member(s) was reported to have fever within 3 days before index case-patient enrolment. At another time point, compounds were excluded</p>

Ram 2015 (Continued)

if any primary household member was reported to have fever (fever occurring within 48 hours prior to enrolment recorded).

Interventions	Promoting intensive hand-washing in households to prevent transmission of ILI. See Table 1 for details.
Outcomes	<p>Laboratory: PCR for influenza A and B, with further subtyping of influenza A isolates for all ILI amongst contacts</p> <p>Effectiveness: incidence of ILI. An age-based definition of ILI was used as follows.</p> <ol style="list-style-type: none"> 1. For individuals > 5 years old, ILI was defined as history of fever with cough or sore throat. 2. For children < 5 years old, ILI was defined as fever (the authors used this relatively liberal case definition in order to include influenza cases with atypical presentations in children). <p>Safety: no safety data planned or reported by investigators</p>
Notes	<p>Inclusion/exclusion criteria changed 3 times during the study conduct.</p> <p>The period study conducted: June 2009 to December 2010</p> <p>Government funded</p> <p>Competing interests: the authors have declared that no competing interests exist.</p>

Risk of bias

Bias	Authors' judgement	Support for judgement
Random sequence generation (selection bias)	Low risk	Block randomisation, with a block size of 4, in order to promote random and even allocation of household compounds to the 2 treatment arms. The list of random assignments was generated by an investigator with no contact with the participants.
Allocation concealment (selection bias)	Low risk	Once baseline data collection was complete, the data collector notified the field research officer, who consulted the block randomisation list to make the assignment of the household compound to intervention or control.
Blinding of participants and personnel (performance bias) All outcomes	High risk	Relied on symptom reporting from the head of family. Inclusion/exclusion criteria changed 3 times during the study conduct. Given the provision of a hand-washing station as part of the intervention, it was not possible to ensure blinding of participants, intervention staff, or data collectors.
Blinding of outcome assessment (detection bias) All outcomes	High risk	Relied on symptom reporting from the head of family. Inclusion/exclusion criteria changed 3 times during the conduct of the study. Given the provision of a hand-washing station as part of the intervention, it was not possible to ensure blinding of participants, intervention staff, or data collectors.
Incomplete outcome data (attrition bias) All outcomes	Low risk	Flow chart followed all households an individuals from recruitment to analysis.
Selective reporting (reporting bias)	Low risk	The specified outcomes are clearly accounted for Investigators report all outcomes for each modified enrolment.

Roberts 2000
Study characteristics

Methods	Open cluster-RCT carried out between March and November 1996 (the Southern Hemisphere winter season) in 23 childcare centres caring for a minimum of 50 children 10 hours a day, 5 days a week in Australia. The study assessed the effects of an Australian national hand-washing programme compared to standard procedure. Randomisation was according to a random-number table, and cluster coefficients are reported.
Participants	Children (299 in the intervention arm and 259 in the control arm) aged 3 or younger attending the centres at least 3 days a week. Attrition was 51 children in the intervention arm and 72 children in the control arm due mainly to staff leaving the centres.
Interventions	Hand-washing programme with training for staff and children. It is unclear whether any extra hand-cleansing agents were used, as GloGerm (?) is mentioned when it was used in a preliminary study. See Table 1 for details.
Outcomes	Laboratory: N/A Effectiveness: ARI (runny nose, cough, and blocked nose) Follow-up was via a parental phone interview every 2 weeks. Safety: N/A
Notes	Risk of bias: low (cluster coefficients and analysis by unit of randomisation) Note: the authors conclude that although there was no overall decrease in respiratory illness (RR 0.95, 95% CI 0.89 to 1.01), in children up to 24 months the decrease was statistically significant (RR 0.90, 95% CI 0.83 to 0.97). The authors speculated that this was because maximum benefits are likely from this age group due to their limited ability to wipe their nose and hands without a structured programme. Analyses by 3 compliance levels are also reported. A so-so reported and well-conducted trial. This work was supported by a grant from the Commonwealth Department of Family Services and Health, Research and Development Scheme. Conflict of interest: none to report.

Risk of bias

Bias	Authors' judgement	Support for judgement
Random sequence generation (selection bias)	Low risk	Randomisation was according to a random-number table.
Allocation concealment (selection bias)	Unclear risk	Not reported
Blinding of participants and personnel (performance bias) All outcomes	High risk	It was not possible to blind the intervention.
Blinding of outcome assessment (detection bias) All outcomes	Low risk	Quote: "The observer was not informed of the content of the training sessions or the intervention status of the centres."
Incomplete outcome data (attrition bias) All outcomes	Unclear risk	Recruitment rate 88% (23 of 26 CCCs); loss to follow-up not clear, as no denominator given
Selective reporting (reporting bias)	Low risk	Centres were comparable at baseline.

Physical interventions to interrupt or reduce the spread of respiratory viruses (Review)

133

Sandora 2005

Study characteristics

Methods	Single-blind, cluster-RCT carried around the Boston area, USA, in the period of November 2002 to April 2003. The trial tested the effects of using a hand sanitiser and a programme of instruction on the transmissions of GI infections (data not extracted) and ARI in families. Units of randomisation were child-care centres and were carried out on enrolment by an investigator using random block size generated by computer. Assignment was single-blind (i.e. investigator blinded to the status of the centre). Cluster correlation was 0.01.
Participants	292 families with 1 or more children aged 6 months to 5 years who were in child care for 10 or more hours a week 155 children in 14 centres were allocated to the intervention arm and 137 children in 12 centres to the control arm. The mean age was 3 to 2.7 years. Attrition was respectively 15 (3 lost to follow-up and 12 who discontinued the intervention) and 19 (8 lost to follow-up and 11 who discontinued the intervention). ITT analysis was carried out.
Interventions	Alcohol-based hand sanitiser with biweekly hand hygiene educational materials over 5 months versus biweekly educational material on healthy diet. See Table 1 for details.
Outcomes	Effectiveness: ARI (2 of the following symptoms for 1 day or 1 of the following symptoms for 2 days: runny nose, cough, sneezing, stuffy or blocked nose, fever, sore throat). An illness episode had to be separated by 2 symptom-free days from a previous episode. A secondary illness was when it followed a similar illness in another family member by 2 to 7 days. Follow-up was by means of biweekly phone calls to caregivers. Safety: dry skin (71 reports), stinging (11 reports), bad smell (7 reports), dislike (2 reports), allergic reaction (2 reports), slippery feel (1 report), and irritation (20 reports).
Notes	Risk of bias: low Note: the authors conclude that although the rate of GI illnesses was significantly lower in the intervention group, the IRR was not significantly different for ARIs (0.97, 95% CI 0.72 to 1.30). Compliance and droplet route spread may account for this apparent lack of effect. A well-reported trial. Study funds and hand sanitiser were provided by GOJO Industries, Inc (Akron, OH). No conflict of interest declared.

Risk of bias

Bias	Authors' judgement	Support for judgement
Random sequence generation (selection bias)	Low risk	Quote: "Random assignments were generated by computer using a permuted-blocks design with random block sizes."
Allocation concealment (selection bias)	Low risk	Low riskUnclear riskHigh risk
Blinding of participants and personnel (performance bias) All outcomes	High risk	Quote: "Teachers in the intervention classrooms were responsible for encouraging the use of the disinfecting wipes and hand sanitizer according to the study protocol ... Given that no placebo was provided and sanitizer use was recorded, neither families nor data collectors could be blinded as to the group assignment of the family."
Blinding of outcome assessment (detection bias) All outcomes	High risk	Quote: "Given that no placebo was provided and sanitizer use was recorded, neither families nor data collectors could be blinded as to the group assignment of the family."

Sandora 2005 (Continued)

Incomplete outcome data (attrition bias) All outcomes	Low risk	Attrition was 15 in intervention arm (3 lost to follow-up and 12 who discontinued the intervention) and 19 in the control arm (8 lost to follow-up and 11 who discontinued the intervention). ITT analysis was carried out.
Selective reporting (reporting bias)	Unclear risk	Well-reported

Sandora 2008
Study characteristics

Methods	Cluster-RCT carried out in a single elementary school system located in Avon, Ohio, USA to assess the effectiveness of a multifactorial infection-control intervention, including alcohol-based hand sanitiser and surface disinfection, in reducing absenteeism caused by gastrointestinal and respiratory illnesses amongst elementary school students. The study also aimed to describe the viral and bacterial contamination of common surfaces in the school classroom and to assess the impact of an environmental disinfectant on the presence of selected viruses and bacteria on these surfaces. Clustering was described as "teams of 3-4 classes depending on the class year".
Participants	<p>A total of 363 students in 15 different classrooms were eligible to participate and received letters about the study.</p> <p>A sample of 285 of these students provided written informed consent and were randomly assigned to the intervention group (146) or to the control group (139) and contributed to final analysis.</p> <p>No students were lost to follow-up or discontinued the intervention during the study period.</p> <p>Baseline demographic characteristics were similar in the intervention and control groups. Most families were white and non-Hispanic and in excellent or very good health at baseline.</p>
Interventions	Alcohol-based hand sanitiser to use at school and quaternary ammonium wipes to disinfect classroom surfaces daily for 8 weeks versus usual hand-washing and cleaning practices. See Table 1 for details.
Outcomes	<p>Laboratory: Serological evidence: no Swabs for bacteria and viruses from 3 types of classroom surfaces were taken.</p> <p>Effectiveness: Respiratory illness defined as days absent as measured by a (blinded) school worker who routinely recorded reason for absenteeism either for gastrointestinal or respiratory causes.</p> <p>Safety: N/A</p>
Notes	<p>The authors conclude that the multifaceted intervention that included alcohol-based hand sanitiser use and disinfection of common classroom surfaces reduced absenteeism from gastrointestinal illness amongst elementary school students. The intervention did not impact on absenteeism from respiratory illness. In addition, norovirus was detected less frequently on classroom surfaces in the group receiving the intervention. The study is of good quality with low risk of bias. The authors checked compliance by counting discarded wipes. Reasons given for the apparent lack of effect against ARIs but good effect on GI illness are that disinfecting the classroom surfaces (daily at lunchtime with alkali) was important, as were the alcohol wipes. The authors measured the norovirus concentration on surfaces and found this to be reduced. Other reasons may be that droplets are not affected by this method, or that contamination of hands by respiratory infections is likely to be continuous (in orofaecal transmission is mostly at the time of defecation).</p> <p>Study funds, hand-sanitiser, and disinfecting wipes were provided by The Clorox Company (Oakland, CA).</p>

Sandora 2008 (Continued)

Financial disclosures: Drs Sandora and Goldmann received a consulting fee from The Clorox Company for their efforts in designing and conducting this study; Dr Shihh as indicated she has no financial relationships relevant to this article to disclose.

Risk of bias

Bias	Authors' judgement	Support for judgement
Random sequence generation (selection bias)	Low risk	Quote: "The allocation sequence was generated by computer ..."
Allocation concealment (selection bias)	Unclear risk	Quote: "...and teams were assigned to study groups by a study investigator (Dr Shihh)." Blinding of allocation cannot be guaranteed.
Blinding of participants and personnel (performance bias) All outcomes	High risk	Not possible
Blinding of outcome assessment (detection bias) All outcomes	Low risk	Quote: " All of the students absences were recorded in the usual fashion by the school employee who normally answers this dedicated telephone line. This employee was blinded to the group assignment of the child."
Incomplete outcome data (attrition bias) All outcomes	Low risk	No students were lost to follow-up or discontinued the intervention during the study period.
Selective reporting (reporting bias)	Unclear risk	Well-reported

Satomura 2005
Study characteristics

Methods	RCT. Randomisation was achieved by simple computer-generated random digit. Allocation was concealed using sealed, opaque envelopes. Not clear if there was a central randomisation centre. Post hoc exchange of envelopes was prevented by writing both the name of each participant and the number on the envelope he/she drew before breaking the seal. Participants were not blinded to the intervention; however, disease incidence was determined by 1 study physician who was not informed of the results of assignment. Analysis was done based on the intention-to-treat principle. The study targeted community healthcare all over Japan and was conducted between December 2002 and March 2003 for a follow-up period of 60 days.
Participants	387 participants at 18 sites were recruited, 384 were included in the analysis: water gargling (N = 122), povidone-iodine gargling (N = 132), and control (N = 130). Follow-up was completed on 338 participants. Attrition was fully explained for URTI analysis; however, 2 participants were not accounted for in the ILI analysis. 46 participants did not complete the follow-up due to either discontinuation of diary use (n = 9) or contracting ILI (n = 37). Of the 37 participants with ILI, 11 were in the povidone-iodine group, 12 in the water group, and 14 in the control group. Analysis was performed on 35 participants (Kitamura 2007 [Kitamura 2007]).
Interventions	Participants were randomised to 1 of the following: water gargling, n = 122 (20 mL of water for about 15 seconds 3 times consecutively, at least 3 times a day); povidone-iodine gargling, n = 133 (20 mL of 15 to

Satomura 2005 (Continued)

30 times diluted 7% povidone-iodine (as indicated by the manufacturer) in the same way as water gargling); and control, n = 132 (retain their previous gargling habits). All groups were asked to fill a daily gargling diary (standardised form to record: gargling habits, hand-washing, and influenza complaints). The frequency of gargling in the water group was higher (3.6); the frequency of hand-washing was similar amongst the 3 groups. URTI symptom was classified according to Jackson methods. Diary recording was continued throughout the follow-up period and for 1 week after the onset of URTI. ILI was reported separately. See [Table 1](#) for details.

Outcomes

Laboratory: none
 Effectiveness:

Primary outcome: incidence of first URTI. Index cases were defined as all of the following conditions:

1. both nasal and pharyngeal symptoms,
2. severity of at least 1 symptom increased by 2 grades or more, and
3. worsening of a symptom of 1 increment or more for > 3 days.

Secondary outcome: severity of URTI of the incident cases was assessed by grading each symptom during the initial 7 days after the onset of URTI in numeric scores: none = 0, mild = 1, moderate = 2, and severe = 3

ILI was defined as both developing a fever of 38 °C or higher and worsening arthralgia in addition to some respiratory symptoms ([Kitamura 2007](#)).

Safety: no harm was reported. However, 2 participants in the povidone-iodine group switched to water gargling (analysed in their assignment group).

Notes

The authors concluded that simple water gargling is effective in preventing URTIs amongst healthy people. However, no statistically significant difference was observed against ILIs. The study was well-conducted; blinding would have added to the validity of the results. In addition, the study was not powered enough to detect a statistically significant preventative effect against ILI. The study demonstrates that in addition to hand-washing, simple gargling even with water can reduce URTI, but not ILI. However, during periods of endemic influenza, multiple inexpensive and simple modalities (hand-washing, masks, gargling) can be utilised together to reduce infection and transmission.

Overall, the reporting of the 2 combined studies together is highly confusing. In the first study ([Satomura 2005](#)), the main outcome is URTI defined as fever and arthralgia. The second study (which is a presentation of further data from the 2005 publication in the guise of a short report) introduces the outcome ILI with a definition similar to that of URTI in the first study but referring to the earlier outcome as common cold. Also of note is reporting of significance without confidence intervals. Overall, this potentially important study should be repeated with a larger denominator.

Unclear risk of bias because of confused reporting and absence of double-blinding.

Partial financial support was provided by the Suzuken Memorial Foundation (2002) and Uehara Memorial Foundation (2003) (trial registry, ISRCTN67680497).

No financial conflict of interest was reported by the authors of this paper.

Risk of bias

Bias	Authors' judgement	Support for judgement
Random sequence generation (selection bias)	Low risk	Quote: "Group assignment was based on simple computer-generated random digits..."
Allocation concealment (selection bias)	Low risk	Quote: "By an individual drawing of sealed opaque envelopes, subjects were randomly assigned to the following three groups" Quote: "allocation was completely concealed from study administrators"

Physical interventions to interrupt or reduce the spread of respiratory viruses (Review)

Satomura 2005 (Continued)

Blinding of participants and personnel (performance bias) All outcomes	High risk	Not blinded
Blinding of outcome assessment (detection bias) All outcomes	Low risk	Quote: "To prevent post hoc exchange of the envelopes, local administrators wrote down both the name of each subject and the number on the envelope he/she drew before breaking the seal."
Incomplete outcome data (attrition bias) All outcomes	Low risk	338 of 385 randomised followed up; reasons reported.
Selective reporting (reporting bias)	Unclear risk	Confusing reporting

Savolainen-Kopra 2012
Study characteristics

Methods	Open cluster-RCT, 3-arm intervention trial
Participants	<p>A total of 21 clusters (683 individuals) were randomised to implement hand hygiene with soap and water (257 individuals), alcohol-based hand rub (202 individuals), or control (224 individuals).</p> <p>The study was conducted in distinct office work units in 6 corporations in the Helsinki Region that together employed some 10,000 staff. All employees (age ≥ 18 years, both genders) were contacted by email survey.</p> <p>Inclusion criteria: quote: "Volunteers working in defined units"</p> <p>Exclusion criteria: quote: "Persons with open wounds or chronic eczema in hands"</p> <p>The designated 21 study clusters were identified as operationally distinct working units, each containing at least 50 people.</p>
Interventions	Hand hygiene with soap and water and standardised instructions on how to limit the transmission of infections. Usual hand hygiene (control). See Table 1 for details.
Outcomes	<p>Laboratory:</p> <p>Quote: "Between November 2008 and May 2010, the seven occupational health clinics serving the six participating corporations were advised to collect, using standard techniques, two to three respiratory samples per week from typical RTI patients and also faecal samples from a few representative patients with gastrointestinal symptoms when a GIT outbreak was suspected. The samples could originate from the study participants and also from work units not included in the study. In the laboratory, viral nucleic acids were extracted with well-characterized commercial kits and tested by validated real-time PCR methods to detect influenza A and B viruses, respiratory syncytial virus, parainfluenza virus types 1, 2, and 3, adenoviruses, human rhinoviruses and human enteroviruses from respiratory specimens, and norovirus from faecal specimens (detailed descriptions of the test procedures are available from the authors)."</p> <p>Effectiveness:</p> <p>Predefined primary endpoints:</p> <ol style="list-style-type: none"> 1. Number of reported infection episodes in a cluster per total reported weeks. 2. Number of reported sick leave episodes in a cluster per total reported weeks. <p>Secondary endpoints and outcome measures:</p>

Savolainen-Kopra 2012 (Continued)

1. Number of days with reported symptoms of RTI and/or GTI in a cluster within a time frame of 100 reporting weeks.
2. Number of days-off due to own RTI or GTI in a cluster within a time frame of 100 reporting weeks.

Safety: reported 0 adverse events

Notes

The period study conducted: January 2009 to May 2010

Government funded.

Competing interests: the authors declare that they have no competing interests.

Risk of bias

Bias	Authors' judgement	Support for judgement
Random sequence generation (selection bias)	Unclear risk	Insufficient information
Allocation concealment (selection bias)	Low risk	Quote:"clusters were matched and randomized prior to onset of the interventions"
Blinding of participants and personnel (performance bias) All outcomes	High risk	The interventions were not blinded to any party involved (i.e. the study group, participants, or the occupational health services). Subjective reporting of disease episodes
Blinding of outcome assessment (detection bias) All outcomes	High risk	Subjective reporting of disease episodes
Incomplete outcome data (attrition bias) All outcomes	High risk	24% loss to follow-up. However, new recruiting in most clusters; the total number of reporting participants at the end of the trial was 91.7% compared to that at the beginning. Attrition was reported, and 76% of volunteers who started reporting continued to do so until the end of the study. Because of new recruiting in most clusters, the total number of reporting participants at the end of the trial was 626, or 91.7%, compared to that at the beginning. This means that 15.7% of the participants were replaced during the study!!! Raw data on the effects of the interventions on the occurrence of respiratory infections and vomiting/diarrhoea diseases were not reported. Zero adverse effects were reported.
Selective reporting (reporting bias)	Low risk	All planned outcomes were reported.

Simmerman 2011
Study characteristics
Methods

Randomised controlled study

Participants

Study recruited 348 households and 885 members and randomised them as follows:

1. Control (index household = 119, with 302 family members)
2. Hand-washing (index household = 119, with 292 family members)
3. Hand-washing and face mask (index household = 110, with 291 family members)

Physical interventions to interrupt or reduce the spread of respiratory viruses (Review)
139

Simmerman 2011 (Continued)

The household members of children (index cases) presenting with ILI at the outpatient department of the Queen Sirikit National Institute of Child Health (QSNICH) in Bangkok, the largest public paediatric hospital in Thailand

Inclusion criteria:

For index cases: children aged 1 month through 15 years, residents of the Bangkok metropolitan area, and had an onset of illness < 48 hours before respiratory specimens tested positive for influenza by an RIDT that was later confirmed by qualitative real-time RT-PCR (rRT-PCR)

Eligible index cases' households must have had at least 2 other members aged \geq 1 month who planned to sleep inside the house for a period of at least 21 days from the time of enrolment.

Exclusion criteria:

For index cases: children at high risk for severe influenza complications (e.g. chronic lung disease, renal disease, and long-term aspirin therapy) and those treated with influenza antiviral medications

Excluded households: those with any member reporting an ILI that preceded the index case by 7 days or less and households where any member had received influenza vaccination during the preceding 12 months

Interventions	Hand-washing, or hand-washing plus paper surgical face mask, or control. See Table 1 for details.
Outcomes	<p>Laboratory:</p> <p>To identify index cases:</p> <p>QuickVue Influenza A+B rapid diagnostic kit (Quidel Co., San Diego, CA, USA), followed by rRT-PCR for influenza viral RNA Index cases and contacts tested with nasal swab and throat swab both processed for rRT-PCR.</p> <p>2 blood samples for antibody seroconversion collected on Days 1 and 21 (seroconversion defined as a fourfold rise in HI titre between paired sera for any of the antigens assayed).</p> <p>Effectiveness:</p> <p>Laboratory-confirmed secondary influenza virus infections amongst household members described as the secondary attack rate (SAR). A secondary influenza virus infection was defined as a positive rRT-PCR result on Days 3 or 7 or a fourfold rise in influenza HI antibody titres with the virus type and subtype matching the index case.</p> <p>SAR for ILI defined by the WHO as fever plus cough or sore throat, based on self-reported symptoms.</p> <p>Safety: no safety measures planned or reported by the investigators</p> <p>Adherence: participants in the control arm reported an average of 3.9 hand-washing episodes/day (on Day 7), whilst participants in the hand-washing arm reported an average of 4.7 hand-washing episodes/day (95% CI 4.3 to 5.0; $P = 0.002$ compared to controls), and participants in the hand-washing plus face mask arm reported 4.9 episodes/day (95% CI 4.5 to 5.3; $P < 0.001$ compared to controls). In the intervention arms, parents had the highest reported daily hand-washing frequency (5.7, 95% CI 5.3 to 6.0) followed by others (4.8, 95% CI 4.3 to 5.3), siblings (4.3, 95% CI 3.7 to 4.8), and the index cases (4.1, 95% CI 3.8 to 4.4). There was no difference in the average amount of soap used in a week in the hand-washing arm (54 mL per person) and the hand-washing plus face mask arm (58.1 mL per person) ($P = 0.15$). 289 participants in the hand-washing plus face mask arm used an average of 12 masks per person per week (median 11, IQR 7 to 16) and reported wearing a face mask a mean of 211 minutes/day (IQR 17 to 317 minutes/day). Parents wore their masks for a median of 153 (IQR 40 to 411) minutes per day, far more than other relations (median 59; IQR 9 to 266), the index patients themselves (median 35; IQR 4 to 197), or their siblings (median 17; IQR 6 to 107). The study authors note that differences in average usage may be an attenuated measure of appropriate use in relation to the actual unmeasured exposure risk such as proximity to the index case.</p>
Notes	The period study conducted: April 2008 and August 2009

Simmerman 2011 (Continued)

Government funded.

BJC has received research funding from MedImmune Inc. No other declarations are reported.

Risk of bias

Bias	Authors' judgement	Support for judgement
Random sequence generation (selection bias)	Low risk	"Randomization was achieved using a block randomization method using a list of blocks each with 12 household IDs, four of which were assigned to each of the three study arms."
Allocation concealment (selection bias)	Unclear risk	Quote: "A study coordinator assigned each household to one study arm after consent was obtained"
Blinding of participants and personnel (performance bias) All outcomes	Low risk	Recruiting clinicians were blinded to the allocation of the specific intervention. The participants were not blinded, but it is unlikely that the outcome would have been affected by lack of blinding.
Blinding of outcome assessment (detection bias) All outcomes	Low risk	The primary outcome is a laboratory-confirmed influenza.
Incomplete outcome data (attrition bias) All outcomes	Low risk	Household flow chart provided with reasons for exclusions, all numbers provided. Analysis was done by ITT and PP.
Selective reporting (reporting bias)	Low risk	All outcomes are accounted for in the ITT analysis of the results.

Stebbins 2011

Study characteristics

Methods	Cluster-RCT, open-label
Participants	Study included 3360 students from 10 Pittsburgh elementary schools. Intervention arm (5 schools, 1695 people) and control arm (5 schools, 1665 people) No inclusion or exclusion criteria were provided.
Interventions	Training in hand and respiratory (cough) hygiene. Hand-sanitiser was provided and encouraged to be used regularly. See Table 1 for details.
Outcomes	Laboratory: Primary outcome: laboratory-confirmed influenza (RT-PCR) amongst children presenting with ILIs leading to their absence from school 2 nasal swabs were obtained using test manufacturer-approved sterile Dacron swabs. 1 swab was employed for influenza testing using the QuickVue Influenza A+B test (Quidel Corp, San Diego, CA). The second nasal swab was delivered on cold pack to the University of Pittsburgh Medical Center Clinical Virology Laboratory, Pittsburgh, PA for RT-PCR testing (performed within 48 hours). The RT-PCR used viral nucleic acid extract (EasyMag; bioMerieux, Durham, NC) and primer/probe sequences for influenza A, influenza B, and influenza A H1 and H3

Stebbins 2011 (Continued)

subtypes (CDC, Atlanta GA).

Effectiveness:

Secondary outcome: absence episodes and cumulative days of absence due to ILI, any illness, and all causes

Safety: none mentioned

Notes

The period study conducted: 1 November 2007 through 24 April 2008

Funding: this research was supported by Cooperative Agreement number 5UCI000435-02 from the Centers for Disease Control and Prevention (CDC).

DC and DB received support from the NIH MIDAS program (1U01-GM070708). DC holds a Career Award at the Scientific Interface from the Burroughs Wellcome Fund. No other conflicts declared.

Risk of bias

Bias	Authors' judgement	Support for judgement
Random sequence generation (selection bias)	Low risk	Quote: "constrained randomization algorithm"
Allocation concealment (selection bias)	Low risk	Quote: "Random allocation of schools to two arms was created by Dr. Cummings and concealed until intervention assignment". "At the beginning of the school year parents and guardians were given the opportunity to decline participation"
Blinding of participants and personnel (performance bias) All outcomes	High risk	Unblinded
Blinding of outcome assessment (detection bias) All outcomes	Low risk	In 76% and 78% of illness in intervention and control group were laboratory confirmed. ILI is objectively defined.
Incomplete outcome data (attrition bias) All outcomes	High risk	Only episodes of identified causes were analysed. Causes of absence episodes in 66% of the study participants were not identified (2092 in the intervention group and 2232 in the control group). The parents could be contacted in only 34% cases of absence. About half of them had an illness, and in one-third of these cases the illness met the criteria of ILI (361 cases (33%)). Of these, 279 (77%) were tested for influenza.
Selective reporting (reporting bias)	Unclear risk	Insufficient information to judge

Suess 2012
Study characteristics

Methods	Cluster-RCT, open-label, parallel design
Participants	Study sample included 84 households randomised as follows: <ol style="list-style-type: none"> 1. 30 control (index cases = 30, household contact = 82) 2. 26 mask group (index cases = 26, household contact = 69)

Physical interventions to interrupt or reduce the spread of respiratory viruses (Review)

Suess 2012 (Continued)

3. 28 mask and hand hygiene group (index cases = 28, household contact = 67)

Inclusion criteria: patients presenting to general practitioners or family physicians at the study sites within 2 days of symptom onset; had a positive rapid antigen test for influenza (later to be confirmed by quantitative RT-PCR (qRT-PCR); and was at least 2 years old. Index cases also had to be the only household member suffering from respiratory disease within 14 days prior to symptom onset. Exclusion criteria were pregnancy, severely reduced health status, and HIV infection. 1-person households were also not eligible or inclusion.

Interventions	Quote: "facemask and practising intensified hand hygiene (MH group), wearing facemask only (M group) and none of the 2 (control group)". See Table 1 for details.
Outcomes	<p>Primary outcomes: SAR of laboratory-confirmed (qRT-PCR) influenza infection amongst household members (secondary infection cases) presenting with ILI within the observation period (8 days from the date of onset). ILI was defined as fever (> 38.0 °C) + cough or sore throat. Nasal wash specimens (or if these were not possible, nasal swabs) from all participating household members</p> <p>Effectiveness:</p> <p>Secondary outcomes: laboratory-confirmed influenza infection in a household contact (secondary infection cases). The study authors defined a symptomatic secondary influenza virus infection as a laboratory-confirmed influenza infection in a household member who developed fever (> 38.0 °C), cough, or sore throat during the observation period. They termed all other secondary cases as subclinical. A secondary outcome measure was the occurrence of ILI as defined by WHO as fever plus cough or sore throat.</p> <p>Safety: study reported that the majority of participants (107/172, 62%) did not report any problems with mask-wearing. This proportion was significantly higher in the group of adults (71/100, 71%) compared to the group of children (36/72, 50%) (P = 0.005). The main problem reported by participants (adults as well as children) was "heat/humidity" (18/34, 53% of children; 10/29, 35% of adults) (P = 0.1), followed by "pain" and "shortness of breath" when wearing a face mask.</p>
Notes	<p>Period study conducted: November 2009 to April 2011</p> <p>Adherence: in general, daily adherence was good, reaching a plateau of over 50% in nearly all groups (M and MH groups; 2009/10 and 2010/11) from the third day on (by then the intervention had been implemented in all households). A gradual decline towards lower adherence began around the sixth day of the index patient's illness.</p> <p>Government funded.</p> <p>The authors declare that they have no competing interests.</p>

Risk of bias

Bias	Authors' judgement	Support for judgement
Random sequence generation (selection bias)	Low risk	Quote: "prepared lists of random numbers with Microsoft Excel 2003 (Microsoft™ Cooperation, Seattle, USA) which were divided between the three intervention groups. Each participating physician received a list of random numbers with the interventions represented in a 1:1:1 ratio"
Allocation concealment (selection bias)	Low risk	Quote: "the participating physician received a list of random numbers with the interventions represented in a 1:1:1 ratio. Eligible index patients were randomly assigned a number, which was then communicated to the study center. The resulting intervention was only communicated to the households with the physicians. Intervention material was given to the study sites in closed boxes marked only with the randomisation number. Recruiting physicians were not aware of the allocation of the numbers to the interventions and the boxes for the three intervention arms looked identical. After randomisation, participants were given their box by the physician's assistants"

Suess 2012 (Continued)

Blinding of participants and personnel (performance bias) All outcomes	Unclear risk	Outcomes are very objective and therefore unlikely to be influenced by lack of blinding. In addition, Quote: “physicians (as well as laboratory personnel) blinded from the randomisation results”.
Blinding of outcome assessment (detection bias) All outcomes	Low risk	Quote: physicians (as well as laboratory personnel) blinded from the randomisation results”. Outcomes are very objective and therefore unlikely to be influenced by lack of blinding.
Incomplete outcome data (attrition bias) All outcomes	Low risk	No loss to follow-up. Daily follow-up home visits over the short period of data collection (8 days)
Selective reporting (reporting bias)	Low risk	The follow-up period is very short (8 days) with very good coverage, and the criteria for defining the outcome are highly objective. All planned outcomes were reported.

Swarthout 2020
Study characteristics

Methods	Cluster randomised open-label controlled trial carried out over 18 months in Kenyan geographically near villages to test the effect of a package of measures on pregnant mothers and then on prevalence of ARIs in their young children
Participants	7246 pregnant women in 702 clusters were enrolled, with 6960 children in year 1 and 7088 in year 2 children with available ARI data. The mean ages of index children and siblings younger than 3 years were 14.2 months (SD: 6.77 months) and 22.9 months (SD: 5.70 months) for years 1 and 2, respectively. The cluster-level intra-cluster correlation coefficient for ARIs was 0.026 for both years. There were 2212 households with 2279 children lost to follow-up by year 2 for unspecified reasons
Interventions	<p>There were 6 intervention groups: chlorinated drinking water (W), improved sanitation (S), handwashing with soap (H), combined WSH, improved nutrition (N) through counselling lipid based nutrient supplementation (LNS) combined WSHN There were 2 control groups passive control (no promotional visits), a double-sized active control (monthly visits to measure mid-upper arm circumference)</p> <p>All were done through health promoters with follow up 1 or 2 years after intervention. See Table 1 for details.</p>
Outcomes	<p>Laboratory NR</p> <p>Effectiveness</p> <p>Prevalence of ARIs in children (defined as cough or difficulty breathing, including panting or wheezing, within 7 days before the interview - in children younger than 3 years).</p> <p>Secondary outcomes included difficulty breathing, including panting or wheezing, in the past 7 days (a more specific indicator of respiratory infection than a cough alone); ARI symptoms presenting with fever in the past 7 days (a potentially more severe infection); and facilitator observed runny nose. As this was a rare outcome, caregiver-reported runny nose was analysed post hoc</p> <p>Safety NR</p>
Notes	<p>Quote: “The authors conclude that Water, sanitation, and handwashing interventions with behaviour change messaging did not reduce ARIs. Nutrition counselling and LNS modestly reduced ARI symptoms compared with controls in year 1 [prevalence ratio (PR): 0.87, 95% confidence interval (CI): 0.77–0.99], but no effect in the combined WSHN group weakens this finding”</p> <p>Financial support: this work was supported by the Bill & Melinda Gates Foundation (OPPGD759).</p>

Physical interventions to interrupt or reduce the spread of respiratory viruses (Review)

Swarthout 2020 (Continued)

The authors declare no further competing interests.

Risk of bias

Bias	Authors' judgement	Support for judgement
Random sequence generation (selection bias)	Low risk	Computer random-number generator
Allocation concealment (selection bias)	Unclear risk	Insufficient information provided.
Blinding of participants and personnel (performance bias) All outcomes	High risk	Not blinded
Blinding of outcome assessment (detection bias) All outcomes	High risk	Not blinded
Incomplete outcome data (attrition bias) All outcomes	Low risk	Attrition balanced across groups and < 20%
Selective reporting (reporting bias)	High risk	None of the outcomes reported were prespecified in the trial registry

Talaat 2011
Study characteristics

Methods	Cluster-RCT
Participants	<p>Children (N = 44,451) in the first 3 primary grades from 60 governmental elementary schools in Cairo, Egypt were included and randomised to 30 schools in the intervention arm (N = 20,882 students) and 30 control schools (N = 23,569 students).</p> <p>No exclusion criteria provided.</p>
Interventions	<p>Students were required to wash their hands at least twice during the school days for about 45 seconds, followed by proper rinsing and drying on a clean towel. Campaign material was developed, and posters were placed near sinks in the classroom and playground to encourage hand-washing with soap and water upon arriving at school, before and after meals, using the bathroom, and after coughing and sneezing. See Table 1 for details.</p>
Outcomes	<p>Laboratory: point-of-care influenza A and B viruses using QuickVue (QuickVue; Quidel Corp., San Diego, CA, USA). School nurses collected nasal swabs from children who visited the school clinic with ILI, and only for students who had prior written approval of a parent.</p> <p>Effectiveness: rates of absenteeism caused by ILI and laboratory-confirmed influenza. ILI defined as fever > 38 °C and either cough or sore throat.</p> <p>Safety: none planned or reported by the investigators</p>
Notes	The period study conducted: 16 February to 12 May 2008

Talaat 2011 (Continued)

Funding: this work was supported by the Centers of Diseases Prevention and Control, Work Unit no. 6000.000.000.E0016.

No interests declared.

Risk of bias

Bias	Authors' judgement	Support for judgement
Random sequence generation (selection bias)	Low risk	Quote: "computer-generated random number table"
Allocation concealment (selection bias)	Unclear risk	No information given.
Blinding of participants and personnel (performance bias) All outcomes	Unclear risk	The participants and study personnel were not blinded, although lack of blinding is unlikely to have influenced the outcome. Laboratory-confirmed influenza was only conducted only for students who had prior written approval of a parent.
Blinding of outcome assessment (detection bias) All outcomes	Unclear risk	Quote: "Differential interest of study teams may have contributed to the low rate of testing in students who were absent because of ILI in the control schools compared to the intervention schools (12% vs 22%)"
Incomplete outcome data (attrition bias) All outcomes	High risk	No flow chart of clusters flow during the study period. No information on withdrawal. Differential interest of study teams may have contributed to the low rate of testing in students who were absent because of ILI in the control schools compared to the intervention schools (12% vs 22%) incomplete or loss of data. The total number ILI episodes could be an underestimate, as there is no proactive method to look for symptoms of ILI amongst the students; it depends on the student being absent or in class with symptoms that are picked up by the teachers at school.
Selective reporting (reporting bias)	Unclear risk	Insufficient information to judge

Teasing 2021
Study characteristics

Methods	Cluster - trial taking place in 66 nursing homes units (33 nursing homes) in the Netherlands during October to December 2016 with 2 follow-up periods (January to April 2017, May to October 2017). Randomisation was carried out by computer and there were some post-randomisation imbalances: the intervention arm had more small and medium-sized nursing homes (< 88 beds, 88 to 118 beds) and the control arm had more large nursing homes (> 118 beds).
Participants	Nursing home staff whose compliance was measured with direct observation according to the WHO-defined HH moments and recorded in a novel app. "The nurses were blinded by giving distinct names to the lessons (The New Way of Working) and the observations (HANDSOME), so that they appeared to be different projects. Nurses were told that the observers were registering the frequency of health care activities (in general)". Staff worked in 66 nursing home units, 36 (976 beds, median 25 per unit) in the intervention arm, and 30 (886 beds, median 28 per unit) in the control arm. During the trial 8 (12%) units left the study during the follow-up for various reasons: 6 intervention units (four during Follow-up 1 and 2 during Follow-up 2) and 2 control units (both during Follow-up 2)

Teasing 2021 (Continued)

Interventions	Hand hygiene (HH) enhancement activities versus no activities. Activities for staff were: an e-learning session, 3 live lessons, posters, and a photo competition. See Table 1 for details.
Outcomes	<p>Laboratory NR</p> <p>Effectiveness</p> <p>Incidence of gastroenteritis*, influenza-like illness (ILI), assumed pneumonia*, urinary tract infections (UTIs)*, and infections caused MRSA* in residents</p> <p>*Data not extracted</p> <p>Safety NR</p>
Notes	<p>The authors conclude that quote: “This study, similarly to comparable studies, could not conclusively demonstrate the effectiveness of an HH intervention in reducing HAIs among residents of nursing homes, despite the use of clearly defined outcome measures, a standardized illness incident reporting instrument, and directly observed HH in a multicenter cluster-RCT. This could be due to an insufficient increase in HH compliance and/or other factors in the nursing home environment that need to be addressed concurrently in order to decrease illness rates”</p> <p>The trend of ILI incidence reflects that of the outside community at a higher level. This is probably due to ascertainment bias in the nursing homes in the trial. The trend is seasonal and could be accounted for by visitor transmission.</p> <p>Funding: this study was funded by the Netherlands Organization for Health Research and Development (ZonMw). Non-financial support was received from Essity during the conduct of the study.</p> <p>Competing interests: the authors declare that they have no competing interests.</p>

Risk of bias

Bias	Authors' judgement	Support for judgement
Random sequence generation (selection bias)	Low risk	Computer random-number generator
Allocation concealment (selection bias)	Unclear risk	Insufficient information provided.
Blinding of participants and personnel (performance bias) All outcomes	High risk	Nurses blinded but participants and other staff members not blinded.
Blinding of outcome assessment (detection bias) All outcomes	High risk	Staff members of nursing homes in the intervention arm were potentially extra alert to infections and more motivated to register them.
Incomplete outcome data (attrition bias) All outcomes	Unclear risk	Participant flow diagram not reported.
Selective reporting (reporting bias)	Unclear risk	Insufficient information available

Temime 2018
Study characteristics

Methods	2-arm cluster-RCT
Participants	All residents and staff of 27 privately held chains of nursing homes owned by Korian. 26 nursing homes (13 per arm), with an average of 80 residents per nursing home, were included in the study.
Interventions	Quote: "The intervention was based on a bundle of HH-related measures aimed at NH staff, residents, visitors, and outside care providers. These measures included facilitated access to handrub solution using pocket-sized containers and new dispensers, a campaign to promote HH with posters and event organization, the formation of local work groups in each NH to work on HH guidelines, and staff education using e-learning on infection control and HH training performed by the same nurse for all NHs." See Table 1 for details.
Outcomes	<p>Laboratory: none used</p> <p>Effectiveness:</p> <p>Primary outcomes: incidence rate of ARIs and AGE reported in the context of episodes of clustered cases, defined as at least 5 cases within 4 days amongst nursing home residents or staff. ARIs were defined as the combination of at least 1 respiratory symptom with 1 symptom of systemic infection. AGE was defined as the sudden onset of diarrhoea or vomiting in the absence of a non-infectious aetiology.</p> <p>Secondary endpoints were mortality rate, hospitalisation rate, and antibiotic prescription rate (measured in defined daily doses (DDDs) per 100 resident days).</p> <p>Safety: no adverse event surveillance planned or reported by the investigators</p>
Notes	<p>The period study conducted: 1 April 2014 to 1 April 2015</p> <p>Funding: private (Institute of Ageing Well Korian (Institut du bien vieillir Korian), which runs the nursing homes included in the study)</p> <p>Conflicts of interest: none to report.</p>

Risk of bias

Bias	Authors' judgement	Support for judgement
Random sequence generation (selection bias)	High risk	"simple" randomisation is used
Allocation concealment (selection bias)	Unclear risk	No information provided.
Blinding of participants and personnel (performance bias) All outcomes	High risk	Quote: "we suspected that underreporting occurred. The data were verified qualitatively after the end of the intervention through individual phone interviews with each participating NH. Based on these interviews, ARI clustered cases episodes had actually occurred in 12 out of 13 control NHs; however, only 1 had been notified to health authorities. No unreported clustered cases episodes were identified in the intervention NHs"
Blinding of outcome assessment (detection bias) All outcomes	High risk	Data were collected at NH level and reported to centralised by the NH group headquarters in Paris through computerised databases. There was underreporting of ARI and AGE in the control groups. The trial authors suspected that underreporting occurred. Primary outcome: high risk. Secondary outcomes: low risk

Physical interventions to interrupt or reduce the spread of respiratory viruses (Review)

Temime 2018 (Continued)

Incomplete outcome data (attrition bias) All outcomes	High risk	For the primary outcome, there was underreporting of ARI and AGE in the control groups; no study flow chart was provided; and no reporting on any exclusions. Surveillance is based on voluntary and standardised notifications to health authorities of any AGE or ARI clustered case episode.
Selective reporting (reporting bias)	Low risk	Reported outcomes match planned outcomes published in the protocol.

Turner 2004a
Study characteristics

Methods	Double-blind RCT conducted by Hill Top Research, Inc., Winnipeg, Canada, to assess the efficacy of acids with virucidal activity for the inactivation of virus and prevention of experimental rhinovirus colds. Participants in good health, aged 18 to 60, were recruited from Winnipeg and surrounding communities for participation. Qualified participants were randomised to treatment with vehicle (62% ethanol, 1% ammonium lauryl sulphate, and 1% Klucel), vehicle containing 3.5% salicylic acid, or vehicle containing 1% salicylic acid and 3.5% pyroglutamic acid. The volunteers' hands were disinfected, and then test product was applied to both hands of participant. 15 minutes after application, the fingerprints of each hand were contaminated with rhinovirus type 39. The volunteers touched conjunctiva and the nasal mucosa only with the right hand. Viral contamination of the fingers was assessed in the left hands of the volunteers, and viral infection was assessed by culture of nasal lavage specimens and blood samples.	
Participants	85 volunteers; 31 control group, 27 used vehicle with 3.5% salicylic acid, 27 used vehicle with 1% salicylic acid and 3.5% pyroglutamic acid	
Interventions	Use of salicylic acid versus salicylic acid and pyroglutamic acid versus "placebo" substance. See Table 1 for details.	
Outcomes	Laboratory: yes Effectiveness: rhinovirus type 39 infection Safety: N/A	
Notes	<p>Risk of bias: unclear (no description of randomisation process, concealment or allocation) Note: the authors concluded that organic acids commonly used in over-the-counter skin care and cosmetic products have substantial virucidal activity against rhinovirus. These preparations provided effective residual antiviral activity on the hands. The virucidal effect of these hand treatments resulted in a reduction in the incidence of rhinovirus infection in the treated volunteers ($P = 0.025$). The utility of this observation in the natural setting remains to be determined. The volunteers were not allowed to use their hands in the interval between the hand treatment and the virus challenge, so the effect of normal use of the hands on the virucidal activity of these organic acids is not known. Similarly, the virus challenge method used in these experiments may not simulate the natural setting in all aspects. The effect of nasal secretions that would be transferred with the virus in the natural setting on the activity of the acids or on the transmission of virus was not tested in the model. We are unsure as to the practical significance of this study and the generalisability of its results to the real world. Poorly reported study</p> <p>Funding for this study was provided by the Procter & Gamble Co., Cincinnati, Ohio.</p> <p>No interests declared.</p>	

Risk of bias

Bias	Authors' judgement	Support for judgement
------	--------------------	-----------------------

Physical interventions to interrupt or reduce the spread of respiratory viruses (Review)

149

Turner 2004a (Continued)

Random sequence generation (selection bias)	Unclear risk	Quote: "randomised" Sequence generation not described.
Allocation concealment (selection bias)	Unclear risk	Not reported
Blinding of participants and personnel (performance bias) All outcomes	Unclear risk	Quote: "double blind", but no description
Blinding of outcome assessment (detection bias) All outcomes	Unclear risk	Quote: "double blind", but no description
Incomplete outcome data (attrition bias) All outcomes	Low risk	All accounted for (short study).
Selective reporting (reporting bias)	High risk	Poorly reported

Turner 2004b
Study characteristics

Methods	<p>Double-blind RCT conducted by Hill Top Research, Inc., Winnipeg, Canada, to assess the residual virucidal activity of a skin cleanser wipe and its effectiveness in preventing experimental rhinovirus colds. Participants in good health, aged 18 to 60 years, were recruited from Winnipeg and surrounding communities for participation.</p> <p>The residual activity of a skin cleanser wipe containing 4% pyroglutamic acid formulated with 0.1% benzalkonium chloride was tested. The negative control treatment was 62% ethanol. Benzalkonium chloride had been previously tested and was found to have no virucidal activity. Volunteers were randomly assigned to use the control preparation or the active preparation. The study material was applied to hands with a towelette. 15 minutes later, when the fingers were completely dry, the fingertips of each hand of the control participants and the volunteers in the active treatment group were contaminated with rhinovirus type 39. An additional volunteer in the active group was challenged with virus 1 hour after application, and the final group of volunteers was challenged 3 hours after application. Viral infection was assessed by culture of nasal lavage specimens and blood samples.</p>
Participants	122 volunteers; 30 in control group, 92 in active group (30 tested after 15 minutes, 30 after 1 hour, 32 after 2 hours)
Interventions	Use of a skin cleanser wipe containing 4% pyroglutamic acid formulated with 0.1% benzalkonium chloride versus skin cleanser wipe containing ethanol. See Table 1 for details.
Outcomes	Laboratory: yes Effectiveness: rhinovirus type 39 infection Safety: N/A
Notes	<p>Risk of bias: unclear (no description of randomisation process, concealment or allocation)</p> <p>Funding for this study was provided by the Procter & Gamble Co., Cincinnati, Ohio.</p> <p>No interests declared.</p>

Physical interventions to interrupt or reduce the spread of respiratory viruses (Review)

Turner 2004b (Continued)

Risk of bias

Bias	Authors' judgement	Support for judgement
Random sequence generation (selection bias)	Unclear risk	Quote: "randomised" Sequence generation not described.
Allocation concealment (selection bias)	Unclear risk	Not reported
Blinding of participants and personnel (performance bias) All outcomes	Unclear risk	Quote: "double blind", but no description given
Blinding of outcome assessment (detection bias) All outcomes	Unclear risk	Quote: "double blind", but no description given
Incomplete outcome data (attrition bias) All outcomes	Low risk	All accounted for (short study).
Selective reporting (reporting bias)	High risk	Poorly reported

Turner 2012
Study characteristics

Methods	Randomised controlled clinical trial
Participants	<p>A total of 212 participants were enrolled (116 in the treatment group, 96 in the control group).</p> <p>Healthy adult volunteers aged > 18 years from the University of Virginia community. Written informed consent was obtained, and volunteers were compensated for participation.</p> <p>Exclusion: individuals with skin conditions that would interfere with safety evaluations or medical conditions that could impact the person's well-being or affect study results, and those whose occupations required frequent hand-washing</p>
Interventions	Antiviral hand treatment containing 2% citric acid, 2% malic acid, and 62% ethanol (n = 116) or to a no-treatment control group (n = 96). The hand treatment was applied every 3 hours and after hand-washing whilst the participants were awake. See Table 1 for details.
Outcomes	<p>Laboratory: PCR using AmpliTaq Gold DNA Polymerase from Applied Biosystems</p> <p>Effectiveness: reduction of rhinovirus-induced common colds; comparison of the number of RV-associated illnesses per 100 participants in the control group with that in the treatment group over 9 weeks. Definitions: a common cold illness was defined as the presence of any of the symptoms of nasal obstruction, rhinorrhoea, sore throat, or cough on at least 3 consecutive days. Illnesses separated by at least 3 symptom-free days were considered to be separate illnesses. Rhinovirus infection was defined as the detection of RV in nasal lavage. All volunteers were seen weekly for nasal lavage, and specimens were assayed by PCR for the presence of RV. PCR-positive specimens separated by at least 8 days and at least 1 negative PCR specimen were considered to be separate infections. RV-associated illnesses were based on detection of RV either at the time of the illness or at the first weekly visit after the illness.</p>

Physical interventions to interrupt or reduce the spread of respiratory viruses (Review)

Turner 2012 (Continued)

Safety: hand irritation occurred in 11 of the 116 volunteers (9%) in the treatment group, which met protocol criteria for removal from the study. An additional 8 participants who did not meet these protocol criteria voluntarily withdrew due to hand irritation. There was no hand irritation in the control group. No other adverse effects of the study treatment were noted.

Notes

The period study conducted: August 2009 to November 2009

Funding: The Dial Corporation - a Henkel Company, Scottsdale, Arizona, USA

Potential conflicts of interest: R. B. T. is a consultant to Henkel and received grant funding to conduct these studies. All other authors are current or former employees of Henkel. All authors have submitted the ICMJE Form for Disclosure of Potential Conflicts of Interest.

Risk of bias

Bias	Authors' judgement	Support for judgement
Random sequence generation (selection bias)	Low risk	Quote: "A randomization code generated using commercially available software was provided by the sponsor"
Allocation concealment (selection bias)	Low risk	Quote: "staff at the study site assigned sequential subject numbers as they enrolled volunteers into the study, and treatment assignment was determined by the subject number."
Blinding of participants and personnel (performance bias) All outcomes	Low risk	The outcomes are unlikely to be influenced by lack of blinding.
Blinding of outcome assessment (detection bias) All outcomes	Low risk	Quote: "Personnel who conducted the laboratory assays were blinded to study groups and to whether the specimen was from a routine or illness related visit"
Incomplete outcome data (attrition bias) All outcomes	Low risk	Attrition (and reasons for it) was reported. Study outcomes reported as ITT and PP.
Selective reporting (reporting bias)	Low risk	All planned outcomes in study protocol were reported on.

White 2001

Study characteristics

Methods	Double-blind, placebo-controlled, cluster-RCT that took place in 3 schools in California during March to April 1999. The study assessed the incremental value of using an alcohol hand rub together with water-and-soap hand-washing. Both arms were administered an educational programme beginning 2 weeks prior to start of the trial. Randomisation was by classroom, and the placebo hand rub was indistinguishable from the active ingredient. Details of randomisation are not given.
Participants	Of the 72 classes originally recruited, lack of compliance (use of supplementary product at least 3 times a day) reduced the classes to 32 (16 in both arms) and a total of 769 participants aged 5 to 12 (381 students who received the sanitiser, and 388 who received the placebo).

White 2001 (Continued)

Interventions	Pump-activated antiseptic hand rub with benzalkonium chloride (SAB) (Woodward Laboratories) or inert placebo that "virtually" looked the same in batches of 4 colour-coded bottles. School staff, parents, and participants were blinded. See Table 1 for details.
Outcomes	Laboratory: testing of virucidal and bactericidal activity of the active compound Effectiveness: ARI (cough, sneezing, sinus trouble, bronchitis, fever, red eye, headache, mononucleosis, acute exacerbations of asthma) Gastrointestinal and other illnesses (data not extracted) Follow-up and observation was carried out by classroom staff, and illnesses were described by parents. Safety: 7 students dropped out because of mild sensitivity to the rub
Notes	Risk of bias: high (no description of randomisation; partial reporting of outcomes, numerators and denominators) Note: the authors conclude that addition of the rub led to a 30% to 38% decrease of illness and absenteeism (RR for illness absence incidence 0.69, RR for absence duration 0.71). Very high attrition, unclear randomisation procedure, educational programme and use of placebo hand rub make generalisability of the results debatable. No confidence intervals reported. This study was supported by an Orange County School Nurses Organization Health Promotion Grant. No interests declared.

Risk of bias

Bias	Authors' judgement	Support for judgement
Random sequence generation (selection bias)	Unclear risk	Quote: "randomised trial", but sequence generation not described
Allocation concealment (selection bias)	Unclear risk	Not described
Blinding of participants and personnel (performance bias) All outcomes	Low risk	Quote: "To distinguish content, both the active and placebo formulations were distributed in four color-coded groups of 1oz spritz bottles. The content were and distribution patters were only know to the researchers and were indecipherable by the school staff or students."
Blinding of outcome assessment (detection bias) All outcomes	Low risk	Quote: "Teachers were responsible for recording attendance for each day during the study"
Incomplete outcome data (attrition bias) All outcomes	High risk	Partial reporting of outcomes, numerators and denominators
Selective reporting (reporting bias)	High risk	Poor reporting

Yeung 2011

Study characteristics

Methods	Clustered-RCT of a hand hygiene intervention involving pocket-sized containers of alcohol-based hand rub for the control of infections in long-term care facilities. Staff hand hygiene adherence was directly observed, and residents' infections necessitating hospitalisation were recorded. After a 3-month pre-intervention period, long-term care facilities (LTCFs) were randomised to receive pocket-sized containers of alcohol-based gel, reminder materials, and education for all HCWs (treatment group) or to re-
---------	--

Physical interventions to interrupt or reduce the spread of respiratory viruses (Review)

Yeung 2011 (Continued)

ceive basic life support education and workshops for all HCWs (control group). A 2-week intervention period (1 to 15 April 2007) was followed by 7 months of postintervention observations.

Participants	<p>6 out of 7 community-based, private or semiprivate, residential LTCFs in Hong Kong agreed to participate and were randomised to:</p> <ol style="list-style-type: none"> 1. hand hygiene group (3 LTCFs, 73 nursing staff and 244 residents analysed); or 2. control group (3 LTCFs, 115 nursing staff and 379 residents analysed). <p>All were nursing homes serving an elderly population. All LTCFs were situated in different regions of Hong Kong, including urban and rural areas. The targets of the intervention were all full- and part-time HCWs at these LTCFs.</p> <p>The LTCFs employed 3 types of HCWs: nurses, nursing assistants, and physiotherapists.</p>
Interventions	<p>Pocket-sized containers of alcohol-based gel, reminder materials, and education (intervention group) or basic life-support education and workshop (control group). See Table 1 for details.</p>
Outcomes	<p>Rates of infection (requiring hospitalisation)</p> <p>Outbreaks</p> <p>Death due to infection</p> <p>Diagnoses of infection coded into 6 categories, all of which were common endemic infections in LTCFs:</p> <ol style="list-style-type: none"> 1. pneumonia, 2. urinary tract infection, 3. septicaemia, 4. skin or soft-tissue infection (including cellulitis or pressure sores), 5. gastroenteritis, and 6. fever. <p>Infections recorded in death certificates were also included, regardless of whether the resident had been hospitalised. The causes of death were categorised as due to infection, not due to infection, or unknown. If the primary or the secondary diagnosis on the death certificate belonged to 1 of the 6 endemic infection categories, the death was coded as due to infection.</p> <p>No safety outcomes reported.</p>
Notes	<p>University and industry funded.</p>

Risk of bias

Bias	Authors' judgement	Support for judgement
Random sequence generation (selection bias)	Unclear risk	No details provided.
Allocation concealment (selection bias)	Unclear risk	No details provided.
Blinding of participants and personnel (performance bias) All outcomes	High risk	Unblinded study
Blinding of outcome assessment (detection bias) All outcomes	High risk	Unblinded study

Physical interventions to interrupt or reduce the spread of respiratory viruses (Review)

Yeung 2011 (Continued)

Incomplete outcome data (attrition bias) All outcomes	Low risk	No loss to follow-up
Selective reporting (reporting bias)	Unclear risk	No protocol available

Young 2021
Study characteristics

Methods	Cluster-randomised, controlled trial of daily contact testing in students and staff at secondary schools and colleges in England to show whether daily contact testing increases school attendance and to assess the impact of daily contact testing on SARS-CoV-2 transmission within schools.
Participants	201 schools, of which 99 were randomly assigned to self-isolation of school-based COVID-19 contacts for 10 days (control) and 102 to voluntary daily lateral flow device (LFD) testing for 7 days with LFD-negative contacts remaining at school (intervention)
Interventions	All schools in the intervention and control groups followed the national policy of offering twice weekly asymptomatic testing with LFDs. Individuals with positive LFD results were required to self-isolate immediately and requested to obtain a confirmatory PCR test within 2 days. Those with indicator symptoms of possible COVID-19 (new cough, fever, loss or change in taste or smell) were required to self-isolate along with their household and obtain an urgent PCR test. If a student or staff member tested positive by LFD or PCR, close contacts (hereafter referred to as contacts) were identified by schools using national guidelines. Those in close contact with a case less than 48 hours before symptom onset (or a positive test if asymptomatic) were required to self-isolate for 10 days. At schools in the intervention group, contacts were offered daily contact testing as an alternative to self-isolation, provided the contact was school-based (i.e. with a staff member or student), the contact did not have indicator symptoms of COVID-19, and contacts were able to attend for on-site testing at school. See Table 1 for details.
Outcomes	Laboratory PCR confirmed infections Effectiveness COVID-19-related school absence and symptomatic PCR-confirmed COVID-19. Safety NR
Notes	The authors conclude that quote: "Daily contact testing of school-based contacts was non-inferior to self-isolation for control of COVID-19 transmission, with similar rates of symptomatic infections among students and staff with both approaches." Funding: UK Government Department of Health and Social Care. Declaration of interests: DWE reports lecture fees from Gilead outside the submitted work. VB, RO, and DC are consultants employed by Department of Health and Social Care as part of Deloitte's broader project work supporting the delivery of NHS Test and Trace. TF reports honoraria from Qatar National Research Fund outside the submitted work. All other authors declare no competing interests. Potential conflicts of interest: all authors report no conflicts of interest relevant to this article.

Risk of bias

Bias	Authors' judgement	Support for judgement
Random sequence generation (selection bias)	Low risk	Computer random-number generator

Physical interventions to interrupt or reduce the spread of respiratory viruses (Review)

Young 2021 (Continued)

Allocation concealment (selection bias)	Unclear risk	Insufficient information reported
Blinding of participants and personnel (performance bias) All outcomes	High risk	Not blinded.
Blinding of outcome assessment (detection bias) All outcomes	High risk	Not blinded.
Incomplete outcome data (attrition bias) All outcomes	High risk	Participant flow diagram reported showing high attrition at different rates in the 2 groups
Selective reporting (reporting bias)	Low risk	Prespecified outcomes reported

Zomer 2015
Study characteristics

Methods	Cluster-RCT
Participants	<p>71 daycare centres (36 intervention DCCs, and 35 control) in Rotterdam-Rijnmond, Gouda and Leiden in the Netherlands</p> <p>Study enrolled 545 children (intervention = 278, control = 267).</p> <p>Inclusion/exclusion criteria: children who attended the DCC at least 2 days a week; were aged between 6 months and 3.5 years at start of the trial; intended to attend the DCC throughout the study period; and if their parents consented, were Dutch-speaking, and had access to email or regular post. Children were excluded if they had a chronic illness or medication that predisposed them to infection, a sibling taking part in the trial (i.e. 1 child per family could be included), or if they started attending CCC after the beginning of the trial).</p>
Interventions	<p>4 components:</p> <ol style="list-style-type: none"> 1. HH products, paper towel dispensers, soap, alcohol-based hand sanitiser, and hand cream were provided for 6 months. 2. Training and a booklet outlining the training. 3. 2 team training sessions aimed at specific HH improvement activities. 4. Posters and stickers for caregivers and children as reminders. <p>See Table 1 for details.</p>
Outcomes	<p>Laboratory: none</p> <p>Effectiveness: incidence of respiratory infections in children monitored by parents. The common cold was defined as a blocked or runny nose with at least 1 of the following symptoms: coughing, sneezing, fever, sore throat, or earache.</p> <p>Safety: none planned or reported by the investigators</p>
Notes	The period study conducted: September 2011 to April 2012

Zomer 2015 (Continued)

Funding: mixed. The Netherlands Organisation for Health Research and Development (ZonMw). Dispersers and refills were sponsored by SCA Hygiene Products, Sweden.

Declaration of interest: none.

Risk of bias

Bias	Authors' judgement	Support for judgement
Random sequence generation (selection bias)	Low risk	Quote: "Stratified randomization is performed by assigning each DCC to one of six strata based on size (i.e. small < 46 children per day versus large ≥ 46 children per day) and geographic location (i.e. highly urban versus urban versus slightly/non-urban). DCCs are assigned to either intervention or control group by means of computer generation with a 1:1 ratio in each of the strata"
Allocation concealment (selection bias)	Unclear risk	No information provided.
Blinding of participants and personnel (performance bias) All outcomes	High risk	Outcome is subjective.
Blinding of outcome assessment (detection bias) All outcomes	High risk	Symptoms were reported by parents, no validation.
Incomplete outcome data (attrition bias) All outcomes	Low risk	Very few children were excluded or lost to follow-up (reasons for exclusions provided).
Selective reporting (reporting bias)	Low risk	All planned outcomes are reported. However, between published protocol and the paper, secondary outcomes became the primary outcome in the published paper!

AEs: adverse events
 AFH: Armed Forces Hospital
 AGE: acute gastroenteritis
 AgNPs: ARGOVIT silver nanoparticles
 ALRI: acute lower respiratory infection
 ARI: acute respiratory infection
 ASR: adverse skin reactions
 A&E: accident and emergency
 BIPAP: bilevel positive airway pressure
 CCC: childcare centre
 CDC: Centers for Disease Control and Prevention
 CG: control group
 CHG: chlorhexidine gluconate
 CI: confidence interval
 CMF: citric acid: malic acid: sodium lauryl sulphate (a virucidal mixture added to tissue paper)
 CoV: coronavirus
 cluster-RCT: cluster-randomised controlled trial
 CRI: clinical respiratory illness
 CXR: chest X-ray
 DCC: daycare centre
 EG: experimental group
 FRI: febrile respiratory illness
 FU: follow up
 GI: gastrointestinal

Physical interventions to interrupt or reduce the spread of respiratory viruses (Review)

157

GTI: gastrointestinal infection
GP: general practitioner
HCW: healthcare worker
HFH: Hanoi French Hospital
HH: hand hygiene
HR: high risk
HSG: hand sanitiser group
ICD-9: International Classification of Disease, 9th Revision, Clinical Modification
IgG: immunoglobulin G
ICU: intensive care unit
ILI: influenza-like illness
IQR: interquartile range
IRR: incident rate ratio
ITT: intention-to-treat
KSA: Kingdom of Saudi Arabia
LFD: lateral flow device
LNS: lipid based nutrient supplementation
LRTI: lower respiratory tract infection
LTCF: long-term care facility
m: metre
MCU: medical convalescent unit
MDCK: Madin Darby canine kidney cell line
M group: face mask group
MH group: face mask and hand hygiene group
MS: monkey-derived cell line
N/A: not applicable
NAT: nucleic acid testing
NH: nursing home
NICU: neonatal intensive care unit
NOS: Newcastle-Ottawa Scales
NP: non-pharmaceutical
NR: not reported
NTS: nasal and throat swab
OR: odds ratio
PCR: polymerase chain reaction
PCU: physical conditioning unit
POCT: point-of-care testing
PP: per protocol
PPE: personal protective equipment
QNAF: Qatar National Research Fund
RCT: randomised controlled trial
RDS: respiratory distress syndrome
RI: respiratory infection
RIDT: rapid influenza diagnostic test
RNA: ribonucleic acid
RR: risk ratio
rRT-PCR: real-time reverse transcription-polymerase chain reaction
RTI: respiratory tract infection
RT-PCR: reverse-transcriptase polymerase chain reaction
RSV: respiratory syncytial virus
RV: rhinovirus
SAB: surfactant, allantoin, and benzalkonium chloride
SAR: secondary attack rate
SARS: severe acute respiratory syndrome
SCBU: special care baby unit
SD: standard deviation
SES: electrolysed water
SHEWA-B: Sanitation, Hygiene Education and Water Supply in Bangladesh
SOB: shortness of breath
SOPs: standard operating procedures
S/S: signs/symptoms
SSTI: skin and soft-tissue infection

Physical interventions to interrupt or reduce the spread of respiratory viruses (Review)

STH: soil-transmitted helminth
 SWG: soap and water group
 TIDieR: Template for Intervention Description and Replication
 UHR-I: ultra high-risk infection
 UHR-S: ultra high-risk SARS
 URI: upper respiratory infection
 URTI: upper respiratory tract infection
 WBC: white blood cell
 WHO: World Health Organization
 WSH: water, sanitation, and handwashing (combined)

Characteristics of excluded studies *[ordered by study ID]*

Study	Reason for exclusion
Abou El Hassan 2004	Topic completely extraneous
Ahmadian 2022	Excluded as study is an experiment that did not measure any of our outcomes of interest.
Amirav 2005	Randomised controlled trial of aerosol treatment
Anderson 2004	Mathematical model with interesting discussion of interaction between public health measures
Anonymous 2002	News item
Anonymous 2004	News item
Anonymous 2005a	News item
Anonymous 2005b	News item
Anonymous 2005c	News item
Apisarntharak 2009	Intervention bundle not broken down.
Apisarntharak 2010	Participants took antivirals.
Aragon 2005	Descriptive paper (non-comparative). Has no viral outcomes
Azor-Martinez 2014	Results reported as respiratory and gastrointestinal infections. No extractable respiratory data
Barros 1999	Correlational study between incidence of URTI and factors such as overcrowding
Bauer 2009	Historical comparison with RSV gammaglobulin amongst interventions
Bell 2004	Has unpublished entry exit screening data and extensive references but no comparative data
Bellissimo-Rodrigues 2009	Intervention is chlorhexidine.
Ben-Abraham 2002	Exclude - bacterial illness only
Black 1981	Diarrhoea only outcome
Borkow 2010	No human beings involved.
Bouadma 2010	Hospital-based ventilator routine

Study	Reason for exclusion
Bowen 2007	Outcomes of composite infections. Respiratory infections are not reported separately.
Breugelmans 2004	Description of risk factors in aircraft
Cai 2009	Compliance study
Cantagalli 2010	Outcome outside inclusion criteria
Carbonell-Estrany 2008	Immunoglobulin intervention and descriptive review
Carter 2002	News item
Castillo-Chavez 2003	Editorial
Cava 2005a	Survey of quarantinees' views
Cava 2005b	Personal experiences of quarantine
CDC 2003a	Case reports
CDC 2003b	No data presented.
Chai 2005	Letter - about MRSA
Chami 2012	Outcomes of composite infections. Respiratory infections are not reported separately.
Chaovavanich 2004	Case report
Chau 2003	No original retrievable data. Mathematical model fitting expected to observed cases with quarantine in the SARS of Hong Kong
Chau 2008	Audit of infection control procedures and compliance with guidelines
Chen 2007	An assessment of the impact of different hand-washing teaching methods. No clinical outcomes
Chen 2022	Not a RCT.
Cheng 2010	Confounded by antiviral use for postexposure prophylaxis
Chia 2005	Knowledge survey
Clynes 2010	Letters
Costa 2021	No clinical outcome assessed
Cowling 2007	Epidemiology, non-comparative, non-interventions study
Cyril Vitug 2021	Is a treatment for COVID-19 infection
Dalakoti 2022	Excluded as study is an experiment that did not measure any of our outcomes of interest.
Daniels 2010	Commentary
Daugherty 2008	No free data presented.

Study	Reason for exclusion
Davies 1994	Antibody titres as outcomes with so many biases that interpretation of study is problematic
Day 1993	No acute respiratory infection outcome data
Day 2006	Mathematical model; no new data
Dell'Omodarme 2005	Probabilistic and Bayesian mathematical model of screening at entry
Denbak 2018	Outcomes of composite infections. Respiratory infections are not reported separately.
Desenclos 2004	Description of transmission
DiGiovanni 2004	Qualitative study of compliance factors in quarantine
Doebbeling 1992	RCT respiratory data not present. Only 3 viruses isolated in total with no viral typing available.
Dwosh 2003	Case series
Edmonds 2010	Lab study
Egger 2022	Excluded as study is an experiment that did not measure any of our outcomes of interest.
Fendler 2002	Cohort study badly biased with differential health profiles and healthcare workers dependency in intervention and control semi-cohorts. No attempt to adjust for confounders was made. No denominators available.
Ferrer 2021	Is a treatment (not something to interrupt transmission)
Flint 2003	Description of spread in aircraft and non-comparative data
Fung 2004	Non-comparative
Garcia 2010	Commentary
Gaydos 2001	Editorial linked to Ryan 2001. (Ryan 2001 was an included trial in a previous version of this review (2011). Non-RCTs were removed in this 2020 update).
Gensini 2004	Interesting historical review
Gharebaghi 2020	Study on the prevention of ventilator associated pneumonia in mechanical ventilatory patients
Girou 2002	Non-clinical outcomes
Giuliano 2021	Outcome is hospital acquired pneumonia which is a syndrome with multiple aetiologies, mainly bacterial and mycotic
Glass 2006	Mathematical model - no original data presented
Goel 2007	Non-comparative study
Gomersall 2006	Non-comparative study
Gore 2001	Summary of Dyer 2000. (Dyer 2000 was a prospective, cluster open-label cross-over cohort study included in the previous version of this review (2011). Non-RCTs were removed in this 2020 update).

Study	Reason for exclusion
Gostin 2003	Not an analytical study
Gralton 2010	Review
Guinan 2002	It would appear that 9 classes took part and "acted as their own controls", but it is not clear if there was cross-over of classes or not. In addition, the outcome is combined gastrointestinal/respiratory. The clue lies in the presence of a nested economic analysis which shows considerable savings in time for staff and pupils if the soap is used: in other words this is a (covert) publicity study.
Gupta 2005	Economic model - no new data
Gwaltney 1982	No breakdown of cases given by arm.
Han 2003	Non-comparative
Hayden 1985	This is an RCT with laboratory-induced colds, small numbers, and uncertain numerators, but almost certainly because of the unique laboratory conditions (placebo tissues not being a placebo at all) of impossible generalisation. It was a pilot to the far bigger trial by Farr 1988a ; Farr 1988b .
Hendley 1988	Inappropriate intervention
Hens 2009	Model
Heymann 2009	Already included in review as Heymann 2004. (Heymann 2004 was a controlled before and after study included in the previous version of this review (2011). Non-RCTs were removed in this 2020 update).
Hilburn 2003	No ARI/viral outcomes (e.g. URTIs)
Hilmarsson 2007	Animal study
Hirsch 2006	Study tested pharmacological interventions.
Ho 2003	Descriptive review
Hsieh 2007	Mathematical model
Hugonnet 2007	Letter without any data
Jiang 2003	Two papers that are probably different versions of the same paper: Jiang SP, Huang LW, Wang JF, Wu W, Yin SM, Chen WX, et al. A study of the architectural factors and the infection rates of health-care workers in isolation units for severe acute respiratory syndrome. <i>Chung-Hua Chieh Ho Ho Hu Hsi Tsa Chih [Chinese Journal of Tuberculosis & Respiratory Diseases]</i> . 26(10):594-7, 2003 Oct
Johnson 2009	Outcomes are non-clinical.
Jones 2005	Historical account
Karakaya 2021	Outcome is ventilator associated pneumonia which is a syndrome with multiple aetiologies, mainly bacterial and mycotic
Kawyannejad 2020	Trial on mouthwash for VAP patients with no viral infection outcomes
Kaydos-Daniels 2004	Not an analytical study
Kelso 2009	Model

Study	Reason for exclusion
Khaw 2008	Assessing the efficacy of O ₂ delivery
Kilabuko 2007	Aetiological study
Kosugi 2004	Non-comparative study
Lam 2004	Outcomes were generic (infection rates). No laboratory data available for viral diagnosis.
Lange 2004	No data presented.
Larson 2004a	Inappropriate outcomes
Larson 2004b	Inappropriate outcomes
Larson 2005	Cluster-RCT comparing the effects of 2 hand hygiene regimens on infection rates and skin condition and microbial counts of nurses' hands in neonatal intensive care units. Outcomes were generic (e.g. pneumonia and microbial counts of participants' skin). No laboratory data available for viral diagnosis.
Lau 2004	Attitude survey
Lau 2005	Herbal remedy effectiveness assessment
Lee 2005	Descriptive study of risk and protective factors of transmission in households. No assignment took place.
Lee 2010	Cohort study; unclear numbers were vaccinated against influenza
Lennell 2008	Measured absenteeism due to non-specific infection
Lim 2022	Not a RCT.
Lipsitch 2003	Mathematical model fit to evidence
Luckingham 1984	Historical report on Tucson experience during Spanish flu pandemic
Ma 2004	Case-control study of risk factors for SARS
MacIntyre 2010	Commentary on Cowling 2009
Malaczek 2022	Excluded as study is an experiment that did not measure any of our outcomes of interest.
Malone 2009	Model
Marin 1991	Viral resistance study
McSweeney 2007	Historical description
Meister 2022	Excluded as this is a treatment trial (all participants had COVID).
Mielke 2009	Review
Mikolajczyk 2008	No intervention
Mo 2022	Not a RCT.

Study	Reason for exclusion
Monsma 1992	Non-comparative study
Montero-Vilchez 2022	Excluded as study is an experiment that did not measure any of our outcomes of interest.
Munoz-Basagoiti 2022	Excluded as this is a report of another study.
Nandrup-Bus 2009	The trial had only 2 clusters.
Nishiura 2009	Model
O'Callaghan 1993	Letter linked to Isaacs 1991. (Isaacs 1991 was a retrospective and prospective cohort study included in a previous version of this review (2011). Non-RCTs were removed in the 2020 update).
Olsen 2003	Description of transmission
Ooi 2005	Descriptive study, but with interesting organisational chart
Orellano 2010	Confounded by antiviral use
Panchabhai 2009	Pharma intervention
Pang 2004	Descriptive study of Beijing outbreak. Some duplicate data in common with Pang 2003. (Pang 2003 was an ecological study included in a previous version of this review (2011). Non-RCTs were removed in the 2020 update).
Patel 2012	Although within each district the participating schools and households were randomly selected, the allocation of districts to the intervention and comparison arms was not randomly assigned.
Pittet 2000	Analysis of relationship between hand-washing compliance campaign and nosocomial bacterial infections (e.g. MRSA)
Prasad 2004	Letter about retrospective cohort - behavioural
Rabenau 2005	In vitro test of several disinfectants
Reynolds 2008	Describes the psychological effects of quarantine
Richardson 2010	Non-clinical study
Riley 2003	Mathematical model fit to evidence
Rodriguez 2009	A "reasonable attempt at minimizing bias" (see inclusion criteria) does not include absenteeism
Rosen 2006	Non-specific outcome. Measured absenteeism
Rosenthal 2005	Outcomes were generic (e.g. pneumonia, URTIs). No laboratory data available for viral diagnosis.
Safiulin 1972	Non-comparative set of studies with no clinical outcomes
Sanchez Barrueco 2022	Excluded as this is a treatment trial (all participants had COVID)
Sandroock 2008	Review
Sattar 2000	Experiment assessing virucidal activity of fingertip surface - no clinical outcome data

Study	Reason for exclusion
Schull 2007	Describes the impact of SARS in a Toronto study
Seal 2010	Lab study
Seale 2009	Study looking at whether using respirators in A&E department is feasible
Seneviratne 2021	Not an intervention to reduce transmission and they did not look at ARIs or other clinically relevant outcomes
Sevinc Gul 2022	Excluded as this is a treatment trial (all participants had COVID)
Sizun 1996	This is a review; no original data presented.
Slayton 2016	Compares hand-washing plus (antibacterial) towel versus hand-washing without towel
Stebbins 2009	Attitude survey
Stedman-Smith 2015	Composite outcome. No data on separate respiratory illnesses reported.
Stoner 2007	No study data available.
Stukel 2008	Impact of the SARS disruption on care/mortality for other pathologies (e.g. acute myocardial infarction). There are no interventions, and outcomes are unrelated to acute respiratory infections.
Svoboda 2004	Descriptive study with before-and-after data but shifting denominators
Tracht 2010	Model
Ueno 1990	Experimental study. No clinical intervention
Uhari 1999	No respiratory illness data to be extracted
van der Sande 2008	Laboratory study without any clinical outcomes
Vessey 2007	Composite outcome. No data on separate respiratory illnesses reported.
Viscusi 2009a	Lab study
Viscusi 2009b	Lab study
Wang 2003	Descriptive study
Wang 2005	Case-control study of susceptibility factors
Weber 2004	Editorial linked to Larson 2004a
Wen 2010	Lab study
White 2005	Redundant publication of White 2003. (White 2003 was a prospective, open, cohort study included in a previous version of this review (2011). Non-RCTs were removed in the 2020 update).
Wilczynski 1997	Clinical trial of the effects of breastfeeding
Wilder-Smith 2003	Description of risk factors in aircraft

Study	Reason for exclusion
Wilder-Smith 2005	Descriptive review
Wong 2005	Attitude survey
Yen 2010	Model
Yu 2004	Description of transmission
Zamora 2006	Head-to-head comparison of 2 sets of PPEs with no controls and no clinical outcomes
Zhai 2007	Non-comparative study
Zhao 2003	CCT of SARS treatment

A&E: accident and emergency
 ARI: acute respiratory infection
 CCT: controlled clinical trial
 MRSA: methicillin-resistant *Staphylococcus aureus*
 RCT: randomised controlled trial
 RSV: respiratory syncytial virus
 PPE: personal protective equipment
 SARS: severe acute respiratory syndrome
 URTI: upper respiratory tract infection
 VAP: ventilator associated pneumonia

Characteristics of studies awaiting classification [ordered by study ID]

Contreras 2022

Methods	Follow-up of the WASH Benefits Bangladesh cluster-randomised controlled trial. Access to and reported use of latrines was high in both arms, and latrine quality was significantly improved by the intervention, while use of child faeces management tools was low. A random subset of households from the sanitation and control arms was enrolled into a longitudinal substudy, which measured child health with quarterly visits between 1 to 3.5 years after implementation.
Participants	9800 observations on children < 5 years through intention-to-treat analysis using generalised linear models with robust standard errors. 720 households (360 per arm) from the parent trial were enrolled and made 9800 child observations between June 2014 and December 2016.
Interventions	Multicomponent sanitation intervention including periods with differing intensity of behavioural promotion: water, sanitation, hygiene, and nutrition interventions. The sanitation intervention included provision of or upgrades to improved latrines, sani-scoops for faeces removal, children's potties, and in-person behavioural promotion. Promotion was intensive up to 2 years after intervention initiation, decreased in intensity between years 2 to 3, and stopped after 3 years. The study period included approximately 1 year of high-intensity promotion, 1 year of low-intensity promotion, and 6 months with no promotion.
Outcomes	Diarrhoea and ARI, at 1 to 2 years after intervention implementation to 3.5 years (follow-up). Outcomes were caregiver-reported and there were limited data collected after promotion ceased.
Notes	Trial registration: ClinicalTrials.gov; NCT01590095; https://clinicaltrials.gov/ct2/show/NCT01590095

Croke 2022

Methods	Cluster-randomised trial assessing the effect of a national water, sanitation, and hygiene program on adherence with COVID-19 policies in Congo. The trial is a follow-up of the Villages et Ecoles Assainis programme which was running prior to the COVID-19 pandemic.
Participants	332 communities were randomly assigned to the Villages et Ecoles Assainis program or control. (590/1312; 45%) individuals who owned phones were surveyed by phone 3 times between May 2020 to August 2021.
Interventions	Large-scale water and sanitation programme not described in detail.
Outcomes	<p>Primary outcomes were COVID symptoms, non- COVID illness symptoms, child health, psychological well-being, and vaccine acceptance.</p> <p>Secondary outcomes included COVID-19 preventive behaviour and knowledge, and perceptions of governmental performance, including COVID response. All outcomes were self-reported.</p> <p>COVID symptoms were defined as the number of household members in the past week with fever, dry cough, difficulty breathing/shortness of breath, or fatigue, while non-COVID illness variable was defined as the number of sick household members in the last 7 days (excluding those with COVID symptoms). The child health index was created using the proportion of children under 5 with fever/cough/diarrhoea in the last 2 weeks. The mental health index is a summary index of scores from answers to questions.</p>
Notes	Cannot find NCT and unclear funders although acknowledgments list a potential load of funders. Probably public.

Delaguerre 2022

Methods	Prospective, open-label, non-inferiority randomised (2:1), controlled trial
Participants	<p>Study included healthy individuals aged 18 to 45 years, with negative RADT test 3 days prior to concert event, with no risk factors and not living with someone with risk factors, and residing in Paris.</p> <p>Study excluded people with positive RADT test within 3 days before the gathering. People with clinical signs suggestive of an infectious respiratory disease, or with risk factor for severe COVID-19, or living with someone with risk factors for severe COVID-19. Persons not covered by French National Health Insurance or who cannot stand for the duration of the experiment (about 5 hours from entry line to exit) were excluded. Person under legal guardianship, pregnant woman or woman orally declaring non-use of effective contraception and breastfeeding woman were also excluded.</p>
Interventions	<p>Participants were randomly assigned to:</p> <ol style="list-style-type: none"> 1. medical face mask wearing during an indoor concert event, or 2. not attending. <p>Both groups had RADT test 3 days before the event Saliva samples for RT-PCR were collected from both groups on D0 and D7 using self-saliva-collection kits</p>
Outcomes	<p>Primary outcome:</p> <ol style="list-style-type: none"> 1. the number of SARS-CoV-2-positive RT-PCR tests on self-collected saliva at day 7. <p>Secondary outcomes:</p> <ol style="list-style-type: none"> 1. the conversion rate of salivary carriage between the day 0 and day 7 visits;

Delaguerre 2022 (Continued)

2. the percentages of adequately masked (nose and mouth covered) faces over the total 4-hour period gathering.

Notes

1. French Ministry of Health.
2. ITT and PP analysis were used. Several imputation for missing data.
3. It is not clear if participants had COVID-19 in the past (in the table with baseline characteristics it is reported quote: “declared Covid-19 history”: what does it mean?
4. Surgical masks were worn also by all attendees, regardless of study participation?
5. What is the intervention? Combined screening test + surgical mask?

Loeb 2022

Methods

Multicentre, randomised, non-inferiority trial

Participants

1009 healthcare workers who provided direct care to patients with suspected or confirmed COVID-19.

Conducted in 29 healthcare facilities in Canada, Israel, Pakistan, and Egypt from 4 May 2020 to 29 March 2022.

Interventions

Use of medical masks versus fit-tested N95 respirators for 10 weeks, plus universal masking, which was the policy implemented at each site.

Outcomes

The primary outcome was confirmed COVID-19 on reverse transcriptase polymerase chain reaction (RT-PCR) test.

Notes

Financial support was given by the Canadian Institutes of Health Research, World Health Organization, and Juravinski Research Institute.

Disclosures can be viewed at www.acponline.org/authors/icmje/ConflictOfInterestForms.do?msNum=M22-1966

Varela 2022

Methods

Open-label non-inferiority randomised controlled trial

Participants

Study was conducted in Colombia

Inclusion criteria:

people aged ≥ 18 years of both genders and who:

(a) lived in a geographic area with active COVID-19 transmission and in areas with medium, medium-high, and high vulnerability index; and

(b) worked outside their homes for at least 2 days during the last week.

Exclusion criteria:

retirement, unemployment, home-based working, history of laboratory-confirmed COVID-19, working in health care, and daily N95 mask or face shield use. In addition, during follow-up if participants reported an occupation change from work outside the home to home-based work, or became unemployed

Interventions

1. Intervention group (IG): instructed to wear closed face shields with surgical face masks
2. Active control group (ACG): instructed to wear only surgical face mask

Physical interventions to interrupt or reduce the spread of respiratory viruses (Review)

Varela 2022 (Continued)

PPE was sent to their home address for each day of participation

All participants received a follow-up twice a week by phone

All participants received recorded educational intervention via email or phone that provided recommendations about COVID-19 prevention measures, guidance to ensure adherence, and appropriate handling of the assigned PPE.

Weekly short questionnaire was performed on days 7, 14, and 21 to evaluate health status SARS-CoV-2 symptoms, PPE use, and adherence.

Outcomes	Primary outcome was the composite result of positive RT-PCR or seroconversion during follow-up Secondary outcomes including PPE use and adherence
Notes	<ol style="list-style-type: none"> Study was nested within an observational study (CoVIDA project). Funding was provided by donors administered by the philanthropy department at the Universidad de Los Andes, external financing from the United Nations Development Programme (UNDP), and donations of diagnostic material from the Engineering Services Laboratory S.A.S. (LABSERVING S.A.S. Colombia). Funders had no input on the study at any stage. Provided analysis as ITT and PP. Missing data were imputed with negative results.

ARI: acute respiratory infection

h: hours

ITT: intention-to-treat

NCT: trial register number

PPE: personal protective equipment

PP: per protocol

RADT: rapid antigen detection test

RT-PCR: reverse-transcriptase polymerase chain reaction

Characteristics of ongoing studies [ordered by study ID]

Brass 2021

Study name	Prevention of SARS-CoV-2 (COVID-19) transmission in residential aged care using ultraviolet light (PETRA)
Methods	A multicentre, 2-arm double-cross-over, randomised controlled trial will be conducted to determine the efficacy of GUV devices to reduce respiratory viral transmission in RACF, as an adjunct to existing infection control measures. The study will be conducted in partnership with 3 aged care providers in metropolitan and regional South Australia. RACF will be separated into paired within-site zones, then randomised to intervention order (GUV or control). The initial 6-week period will be followed by a 2-week washout before cross-over to the second 6-week period. After accounting for estimated within-zone and within-facility correlations of infection, and baseline infection rates (10 per 100 person-days), a sample size of n = 8 zones (n = 40 residents/zone) will provide 89% power to detect a 50% reduction in symptomatic infection rate.
Participants	RACF within metropolitan and regional South Australia will be considered for recruitment if they possess the ability to sub-divide communal living areas into discrete areas that enable a concurrent comparison of interventions, with the facility cohorts otherwise subject to the same facility practices (e.g. environmental cleaning, staffing, and social distancing).
Interventions	The intervention will involve the commercially available Laftech GUV appliances: UV-FLOW-C wall- and ceiling-mounted system, UV-FAN-XS wall-mounted air purifier, and UV-FAN M2/95HP air purification device (LAF Technologies, Melbourne, Australia).

Brass 2021 (Continued)

Outcomes	The primary outcome will be the incidence rate ratio of combined symptomatic respiratory infections for intervention versus control. Secondary outcomes include incidence rates of hospitalisation for complications associated with respiratory infection; respiratory virus detection in facility air and fomite samples; rates of laboratory-confirmed respiratory illnesses and genomic characteristics.
Starting date	
Contact information	Andrew P. Shoubridge <ul style="list-style-type: none"> The South Australian Health and Medical Research Institute (SAHMRI), Adelaide, SA, Australia The Microbiome and Host Health Programme, College of Medicine and Public Health, Flinders University, Bedford Park, SA, Australia
Notes	

NCT03454009

Study name	Appropriate time-interval application of alcohol hand gel on reducing influenza-like illness amongst preschool children: a randomised, controlled trial
Methods	<p>This is a comprehensive randomised cluster hand-hygiene improvement intervention to reduce self-reported ARI/ILI and GI illness, absenteeism, presenteeism and related behavioural and attitudinal change over a 90-day trial. The intervention group will receive hand hygiene supplies and a variety of educational materials, including environmental posters in common areas. The control group will perform their usual hygiene activities and will not receive an intervention.</p> <p>Identical weekly surveys will be administered to the intervention and control groups to measure self-reported illness, absenteeism, presenteeism, along with behaviour and attitudes measured at specified intervals during the study. The intervention and control groups were randomised by work floors before the onset of the enrolment period. It is hypothesised that employees in the intervention group will experience reduced self-reported illness, absenteeism, and presenteeism along with improved protective hygiene behaviours and related attitudes, relative to those in the control group over the 90-day trial.</p>
Participants	<p>Inclusion criteria</p> <ol style="list-style-type: none"> At least 18 years of age or older No known allergies to alcohol or surface disinfecting wipes Works at least 30% of office hours at the study host site Consent to receiving emails from Kent State University <p>Exclusion criteria</p> <ol style="list-style-type: none"> Under 18 years of age Known allergies to alcohol or surface disinfecting wipes Works less than 30% of office hours at the study host site Does not consent to receiving emails from Kent State University
Interventions	The intervention group will receive hand hygiene supplies and a variety of educational materials, including environmental posters in common areas. The control group will perform their usual hygiene activities and will not receive an intervention.
Outcomes	Self-reported ARI/ILI and GI illness, absenteeism, presenteeism and related behavioural and attitudinal change over a 90-day trial

NCT03454009 (Continued)

Starting date	5 February 2018
Contact information	Maggie Stedman-Smith, PhD, Kent State University College of Public Health
Notes	Recruitment completed. Last update in ClinicalTrials.gov was 1 May 2019. NCT03454009

NCT04267952

Study name	Hand hygiene intervention program on primary school students' health outcomes and absenteeism in school
Methods	<p>Study Type: interventional (clinical trial)</p> <p>Estimated enrolment: 200 participants</p> <p>Allocation: randomised</p> <p>Intervention model: parallel assignment</p> <p>Masking: single (participant)</p> <p>Masking description: participation will not know whether they are in the experimental or control group</p>
Participants	<p>Inclusion criteria: primary school student (especially third- and fourth-class student)</p> <p>Exclusion criteria: people with chronic disease</p>
Interventions	<p>Experimental: first group</p> <p>Hand hygiene intervention programme prepared by using planned behaviour theory will be applied to the students in this group.</p> <p>Active comparator: second group</p> <p>Students in this group will be given classic hand hygiene training.</p>
Outcomes	<p>Primary outcome measure: children with symptoms of infection will be referred to the family physician to have a rapid antigen test and to report the result to the researcher.</p> <p>10 identified upper respiratory tract symptoms (fever, sore throat, runny nose, etc.) will be recorded weekly by family of children. The researcher will receive symptom information from the family via weekly SMS.</p> <p>The number of days the child does not attend school due to illness and the percentage of absenteeism</p> <ol style="list-style-type: none"> 1. Group A streptococcal infections in rapid antigen test (time frame: total 20 weeks) 2. Incidence of symptoms of acute upper respiratory tract infection (time frame: total 20 weeks) 3. School absenteeism (time frame: total 20 weeks) <p>Secondary outcome measures: Glo Germ gel applied hands will shine areas containing micro-organisms. Contamination rate will be calculated by taking a photo of the hands and performing brightness analysis in Adobe Photoshop program.</p> <ol style="list-style-type: none"> 1. Pollution rate of hands (time frame: from date of randomisation until the date of first documented progression assessed up to 7 months)
Starting date	9 September 2019

Physical interventions to interrupt or reduce the spread of respiratory viruses (Review)

NCT04267952 (Continued)

Contact information	Contact: Uyanık +905068949969; gulcinyelten@hotmail.com
Notes	Recruitment is ongoing. Last update in ClinicalTrials.gov was 13 February 2020. NCT04267952

NCT04471766

Study name	Evaluation of locally produced cloth face mask on COVID-19 and respiratory illnesses prevention at the community level - a cluster-RCT
Methods	<p>Study type: interventional (clinical trial)</p> <p>Estimated enrolment: 66,000 participants</p> <p>Allocation: randomised</p> <p>Intervention model: parallel assignment</p> <p>Masking: single (outcomes assessor)</p> <p>Primary purpose: prevention</p>
Participants	<p>Ages eligible for study: 10 years and older (child, adult, older adult)</p> <p>Sexes eligible for study: all</p> <p>Accepts healthy volunteers: no</p> <p>Criteria</p> <p>Inclusion criteria:</p> <ol style="list-style-type: none"> 1. Household resident 2. Age 10 years and older <p>Exclusion criteria:</p> <ol style="list-style-type: none"> 1. Refusal to participate
Interventions	<p>Experimental: certified cloth face mask plus preventive information</p> <p>Active comparator: information on COVID-19 prevention</p>
Outcomes	<p>Self-reported main symptoms of COVID-19 (3 or more of fever, cough, fatigue, shortness of breath, loss of smell/taste)</p> <p>Consultation for COVID-19 like illness or reported positive test, or both</p> <p>Self reported COVID-19 like illness plus hospitalisation or death</p> <p>Any death during the follow-up period:</p> <ol style="list-style-type: none"> 1. Reported COVID-19 like illness (time frame: 4 months' follow-up) 2. Consultation (time frame: 4 months' follow-up) 3. Severe illness (time frame: 4 months' follow-up) 4. Mortality (time frame: 4 months' follow-up)
Starting date	Estimated study start date: July 2020
Contact information	Amabelia Rodrigues, PhD, 00245966078659; a.rodrigues@bandim.org

Physical interventions to interrupt or reduce the spread of respiratory viruses (Review)

NCT04471766 (Continued)

Notes

The number of cases of COVID-19 is still increasing, and transmission of SARS-CoV-2 seems to occur mainly through person-to-person transmission through respiratory droplets, indirect contact with infected people and surfaces. The use of face masks is recommended as a public health measure, but in many settings only domestic cloth made masks are available to the majority of the people. However, masks can be of different quality, and very little is known about the utility of cloth face masks at the community level.

In Bandim Health Project's Health and Demographic Surveillance System we evaluated the effect of providing locally produced cloth face masks on the severity of COVID-19 like illness and mortality in an urban population. The locally produced cloth mask is made according to a laboratory-certified model and was provided to the intervention group alongside information of how the risk of transmission can be reduced. The control group received information alone.

Follow-up will be implemented through telephone calls and post epidemic home visits.

ARI: acute respiratory tract infections

GUV: germicidal ultraviolet

ILI: influenza-like illness

GI: gastrointestinal

n: number

RACF: residential aged care facilities

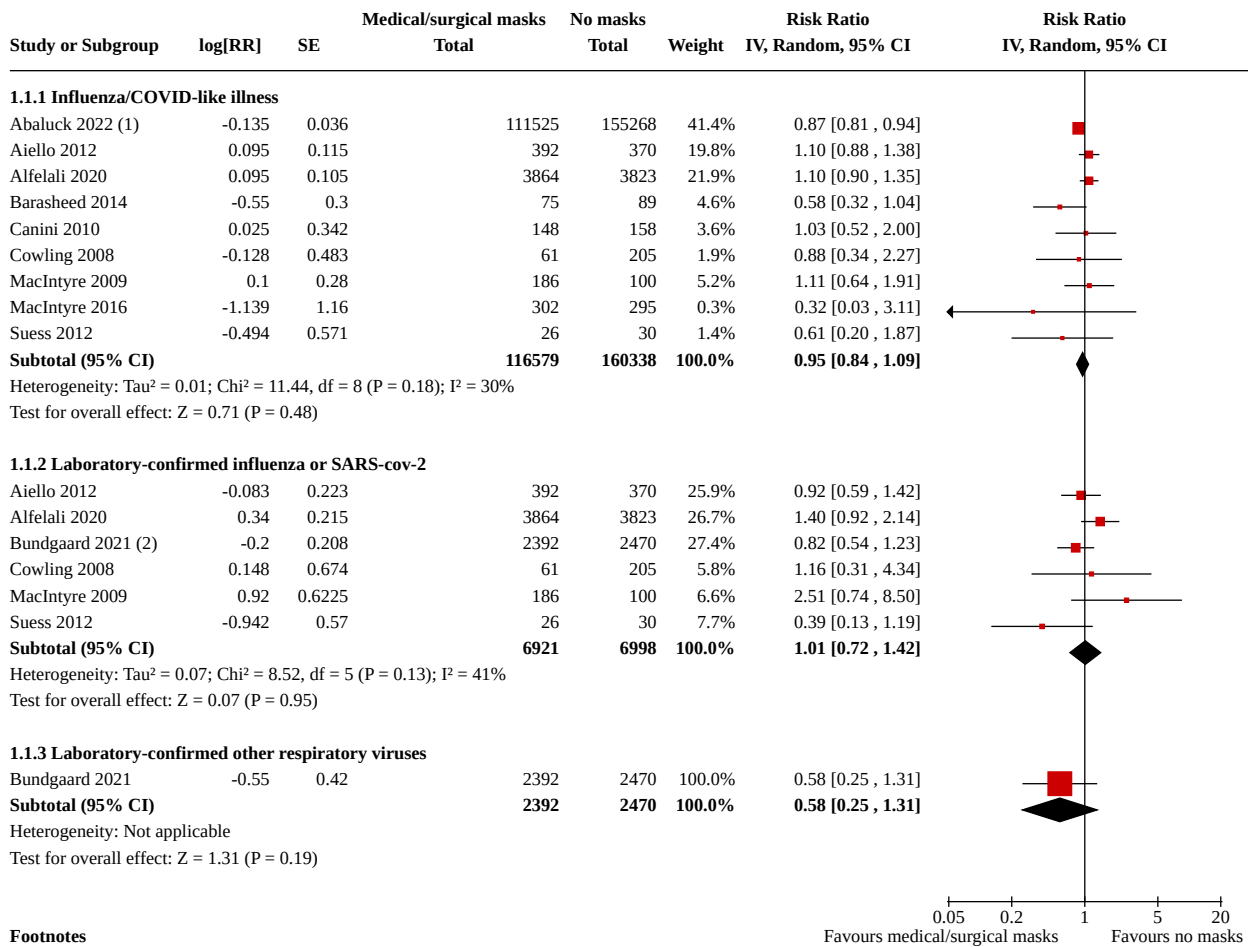
RCT: randomised controlled trial

SARS: severe acute respiratory syndrome

DATA AND ANALYSES
Comparison 1. Randomised trials: medical/surgical masks versus no masks

Outcome or subgroup title	No. of studies	No. of participants	Statistical method	Effect size
1.1 Viral illness	10		Risk Ratio (IV, Random, 95% CI)	Subtotals only
1.1.1 Influenza/COVID-like illness	9	276917	Risk Ratio (IV, Random, 95% CI)	0.95 [0.84, 1.09]
1.1.2 Laboratory-confirmed influenza or SARS-cov-2	6	13919	Risk Ratio (IV, Random, 95% CI)	1.01 [0.72, 1.42]
1.1.3 Laboratory-confirmed other respiratory viruses	1	4862	Risk Ratio (IV, Random, 95% CI)	0.58 [0.25, 1.31]

Analysis 1.1. Comparison 1: Randomised trials: medical/surgical masks versus no masks, Outcome 1: Viral illness



Footnotes

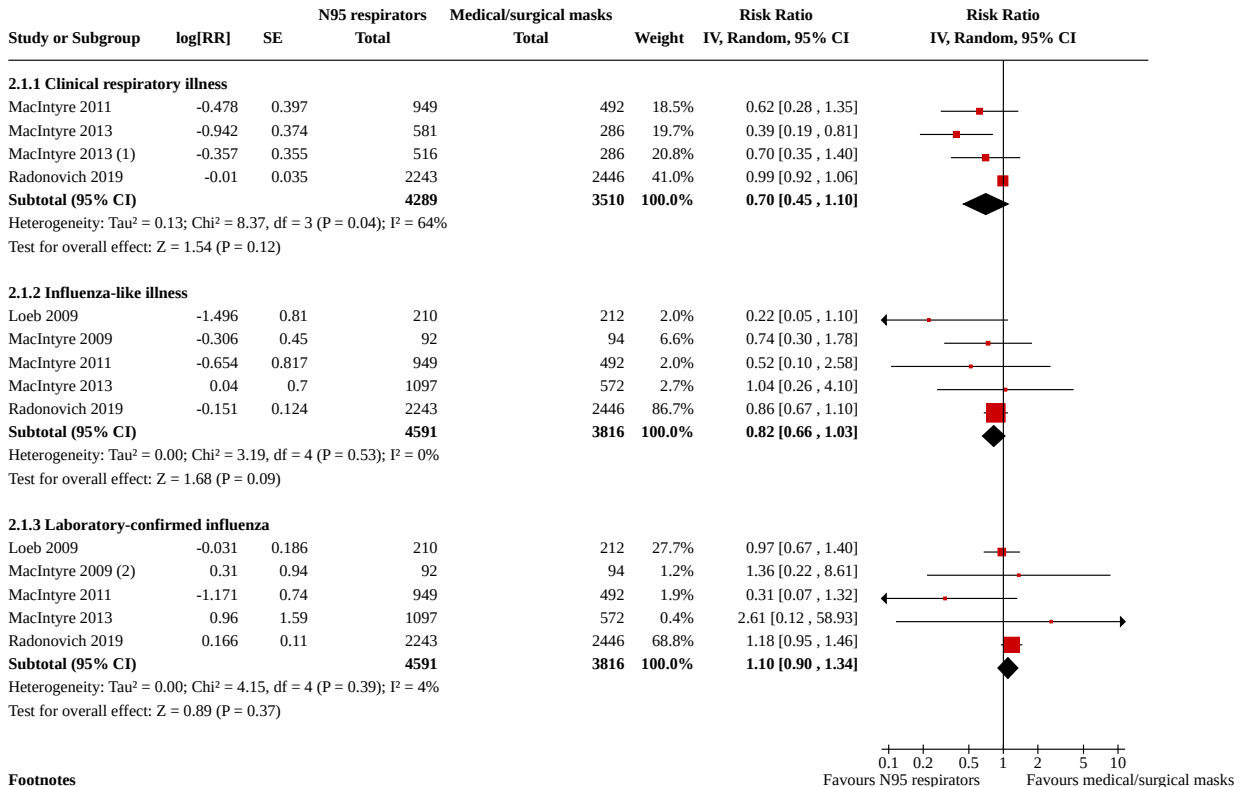
- (1) Covid-like-illness
- (2) SARS-cov-2

Comparison 2. Randomised trials: N95 respirators compared to medical/surgical masks

Outcome or subgroup title	No. of studies	No. of participants	Statistical method	Effect size
2.1 Viral illness	5		Risk Ratio (IV, Random, 95% CI)	Subtotals only
2.1.1 Clinical respiratory illness	3	7799	Risk Ratio (IV, Random, 95% CI)	0.70 [0.45, 1.10]
2.1.2 Influenza-like illness	5	8407	Risk Ratio (IV, Random, 95% CI)	0.82 [0.66, 1.03]
2.1.3 Laboratory-confirmed influenza	5	8407	Risk Ratio (IV, Random, 95% CI)	1.10 [0.90, 1.34]
2.2 Viral illness in healthcare workers	4		Risk Ratio (IV, Random, 95% CI)	Subtotals only
2.2.1 Clinical respiratory illness	3	7799	Risk Ratio (IV, Random, 95% CI)	0.70 [0.45, 1.10]
2.2.2 Influenza-like illness	4	8221	Risk Ratio (IV, Random, 95% CI)	0.81 [0.59, 1.11]

Outcome or subgroup title	No. of studies	No. of participants	Statistical method	Effect size
2.2.3 Laboratory-confirmed influenza	4	8221	Risk Ratio (IV, Random, 95% CI)	1.05 [0.79, 1.40]

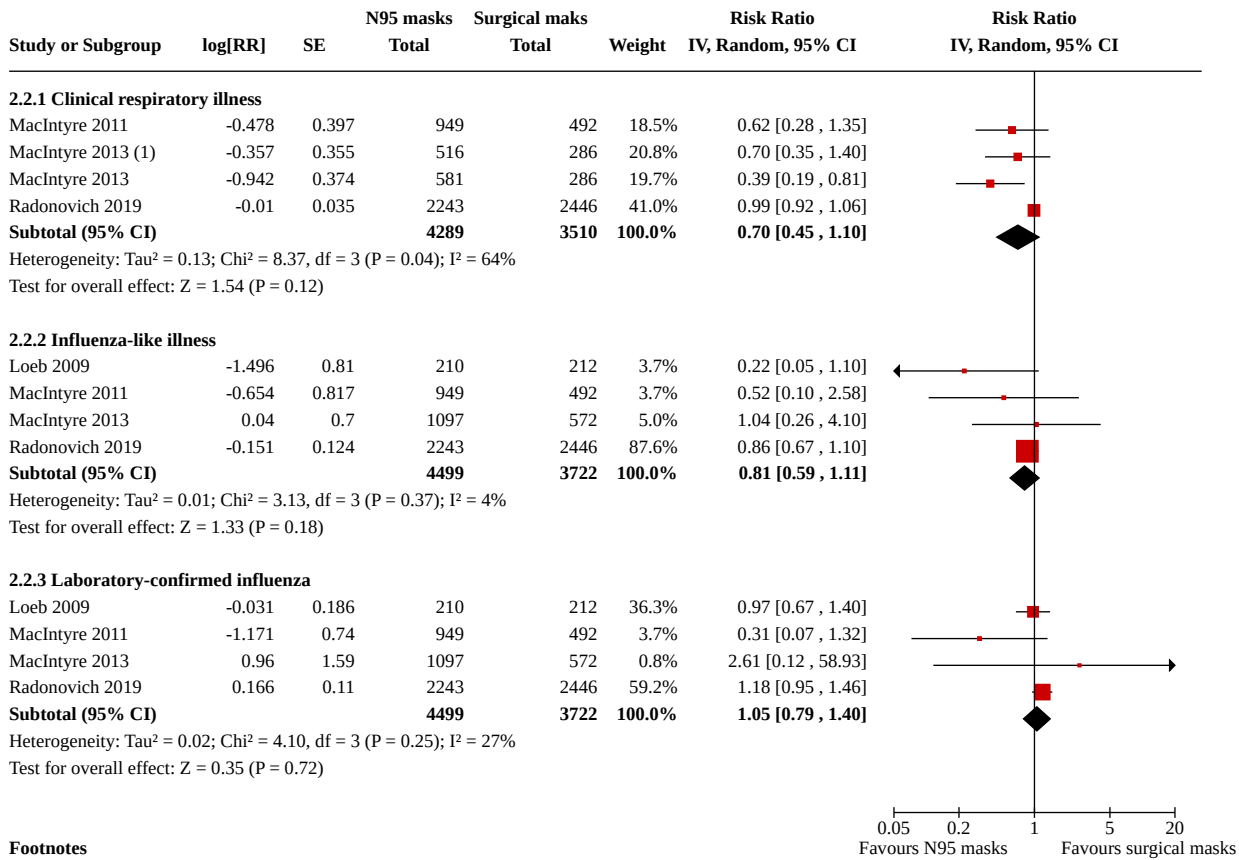
Analysis 2.1. Comparison 2: Randomised trials: N95 respirators compared to medical/surgical masks, Outcome 1: Viral illness



Footnotes

- (1) MacIntyre 2013 includes 2 comparisons: N95 vs surgical masks and targeted N95 vs surgical masks
- (2) MacIntyre 2009 reported on outcome laboratory confirmed infections

Analysis 2.2. Comparison 2: Randomised trials: N95 respirators compared to medical/surgical masks, Outcome 2: Viral illness in healthcare workers



Footnotes

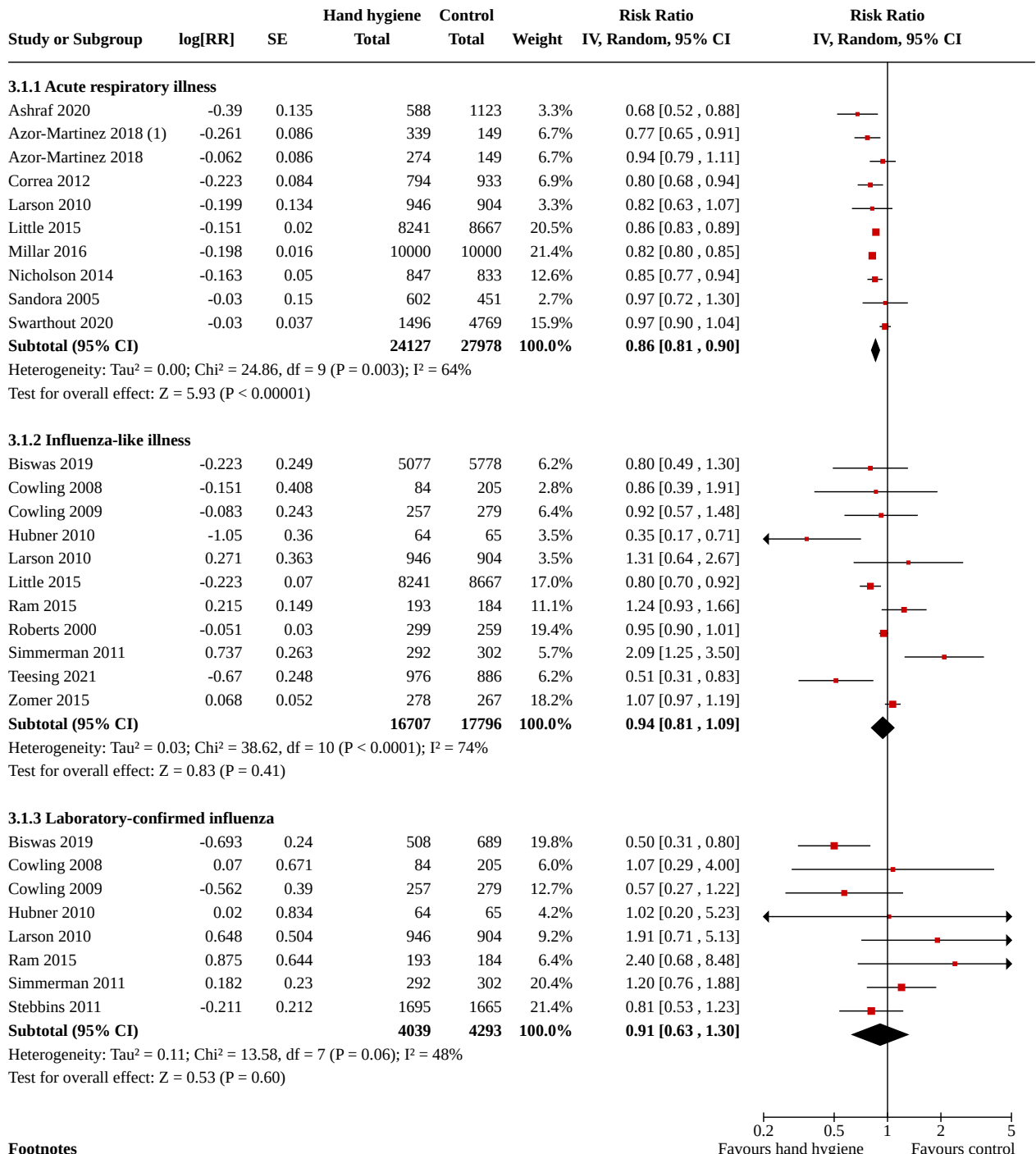
(1) MacIntyre 2013 includes 2 comparisons: N95 vs surgical masks and targeted N95 vs surgical masks

Comparison 3. Randomised trials: hand hygiene compared to control

Outcome or subgroup title	No. of studies	No. of participants	Statistical method	Effect size
3.1 Viral illness	19		Risk Ratio (IV, Random, 95% CI)	Subtotals only
3.1.1 Acute respiratory illness	9	52105	Risk Ratio (IV, Random, 95% CI)	0.86 [0.81, 0.90]
3.1.2 Influenza-like illness	11	34503	Risk Ratio (IV, Random, 95% CI)	0.94 [0.81, 1.09]
3.1.3 Laboratory-confirmed influenza	8	8332	Risk Ratio (IV, Random, 95% CI)	0.91 [0.63, 1.30]
3.2 ARI or ILI or influenza (including outcome with most events from each study)	19	71210	Risk Ratio (IV, Random, 95% CI)	0.89 [0.83, 0.94]

Outcome or subgroup title	No. of studies	No. of participants	Statistical method	Effect size
3.3 Influenza or ILI: sensitivity analysis including outcomes with the most precise and unequivocal definitions	12	28205	Risk Ratio (IV, Random, 95% CI)	0.88 [0.77, 1.02]
3.4 ARI or ILI or influenza: subgroup analysis	19	71210	Risk Ratio (IV, Random, 95% CI)	0.89 [0.83, 0.94]
3.4.1 Children	11	29259	Risk Ratio (IV, Random, 95% CI)	0.91 [0.84, 0.98]
3.4.2 Adults	8	41951	Risk Ratio (IV, Random, 95% CI)	0.84 [0.78, 0.91]
3.5 Absenteeism	3	3150	Risk Ratio (IV, Random, 95% CI)	0.64 [0.58, 0.71]

Analysis 3.1. Comparison 3: Randomised trials: hand hygiene compared to control, Outcome 1: Viral illness

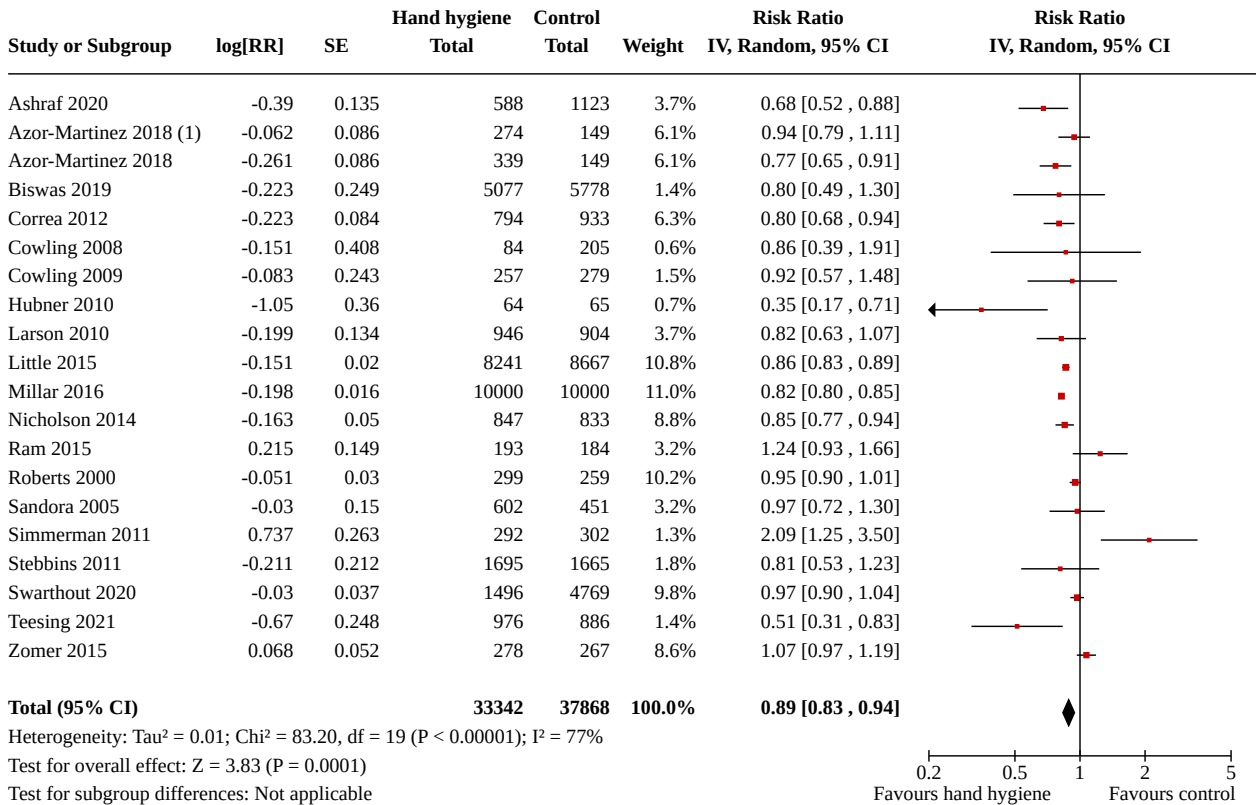


Footnotes

(1) Azor 2018 included 2 hand-washing groups: one using soap and water (RR 0.94) and the other using hand sanitizer (RR 0.77)

0.2 0.5 1 2 5
Favours hand hygiene Favours control

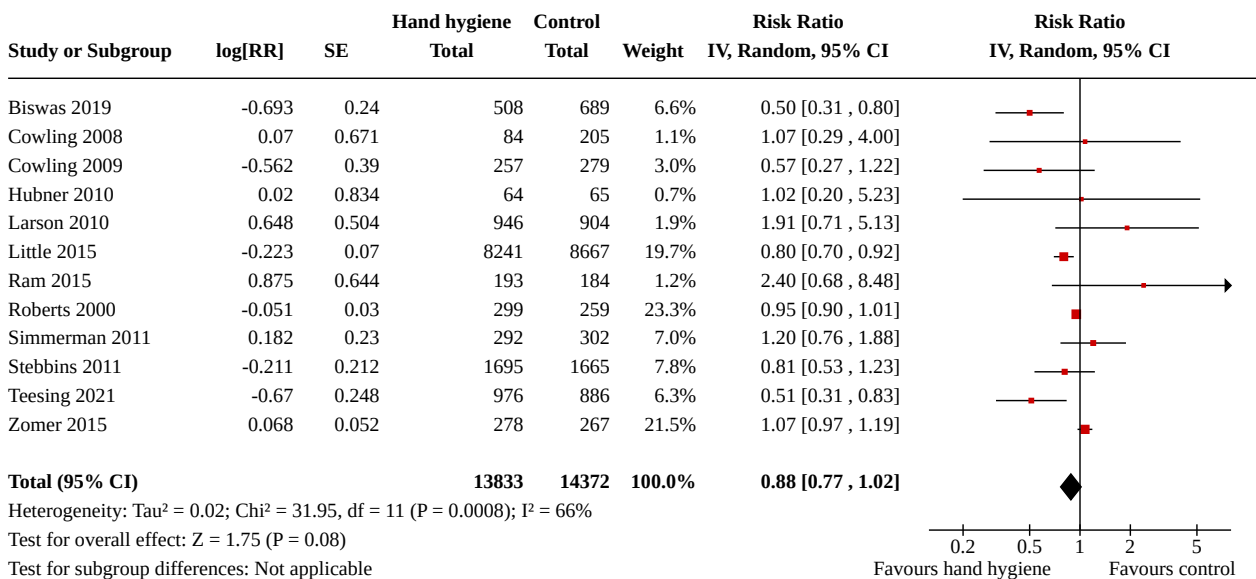
Analysis 3.2. Comparison 3: Randomised trials: hand hygiene compared to control, Outcome 2: ARI or ILI or influenza (including outcome with most events from each study)



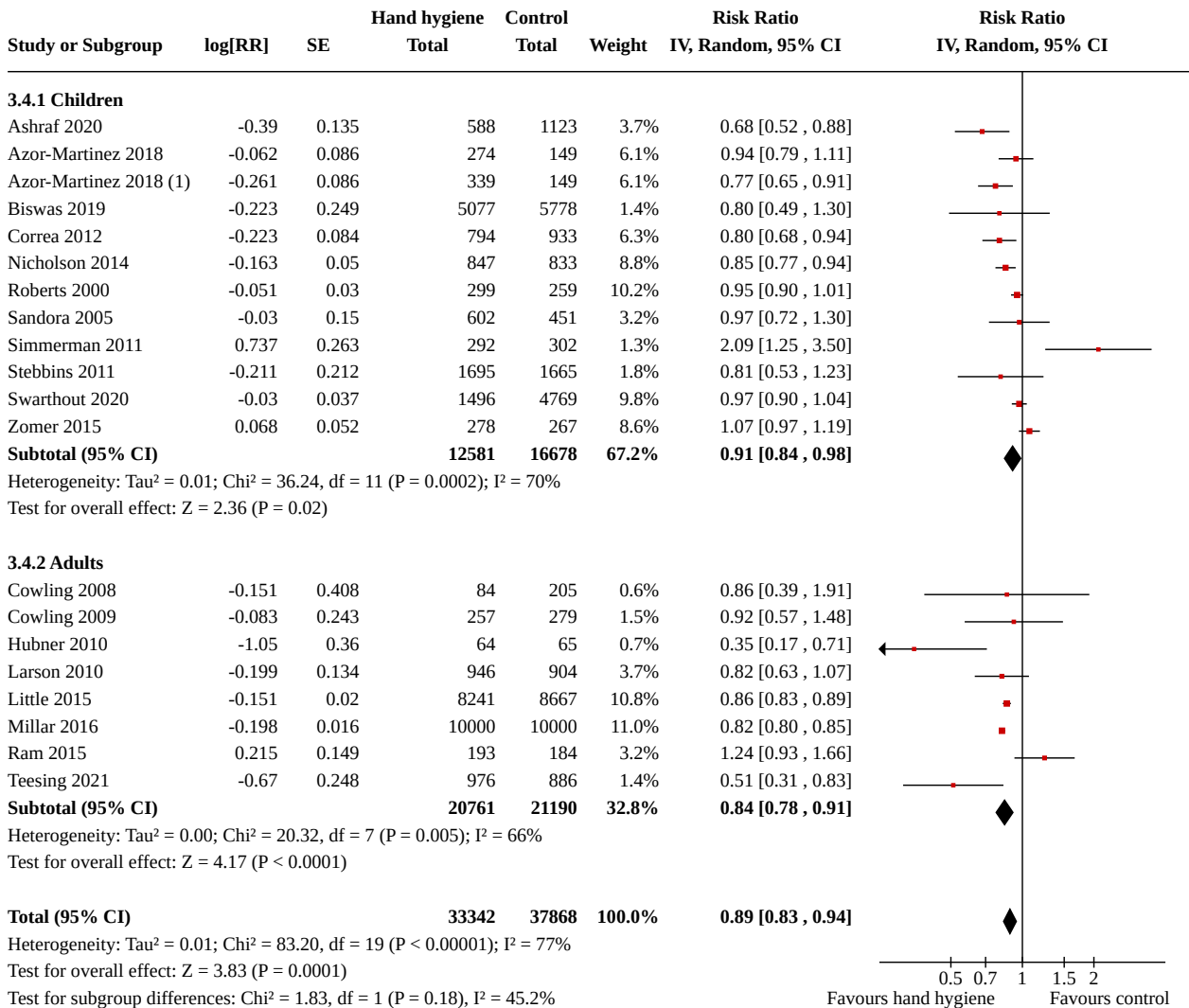
Footnotes

(1) Azor 2018 included 2 treatment groups: soap and water (RR 0.94); and hand sanitizer (RR 0.77)

Analysis 3.3. Comparison 3: Randomised trials: hand hygiene compared to control, Outcome 3: Influenza or ILI: sensitivity analysis including outcomes with the most precise and unequivocal definitions



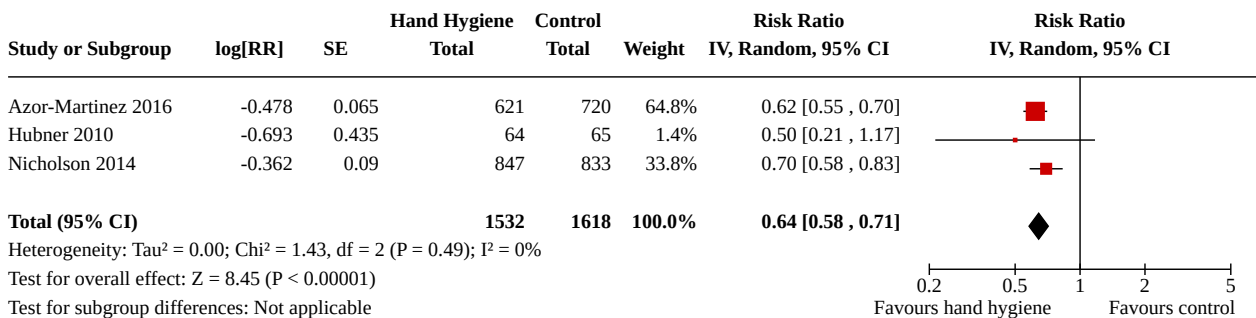
Analysis 3.4. Comparison 3: Randomised trials: hand hygiene compared to control, Outcome 4: ARI or ILI or influenza: subgroup analysis



Footnotes

(1) Azor 2018 includes 2 intervention groups: soap and water (RR 0.94) and hand sanitizer (RR 0.77)

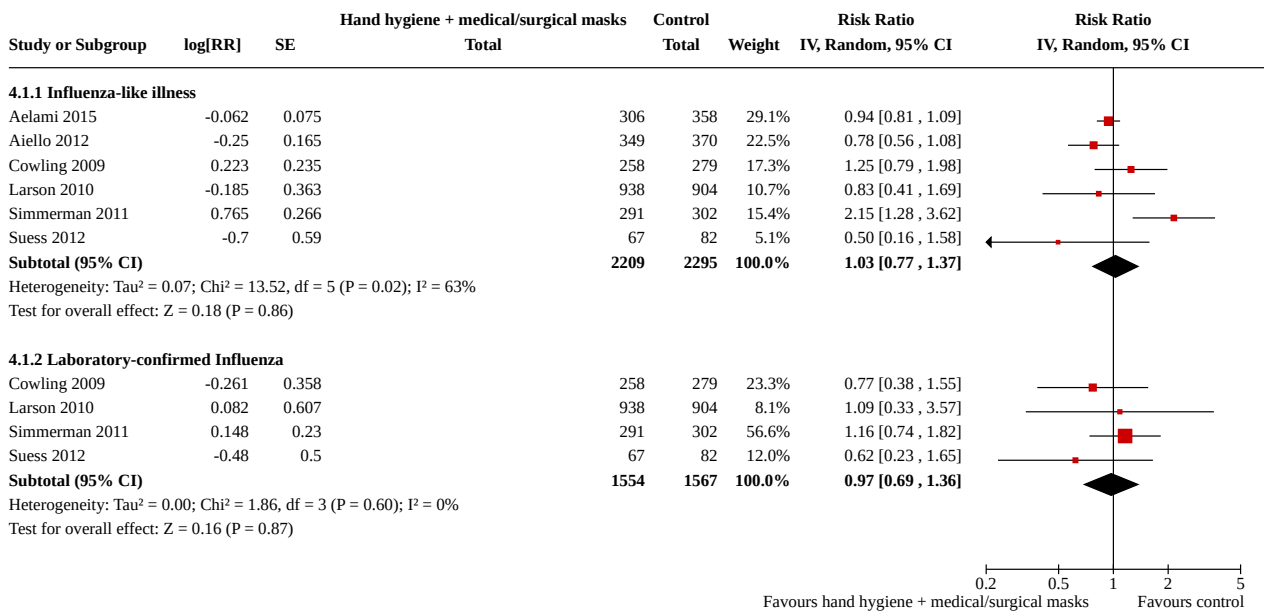
Analysis 3.5. Comparison 3: Randomised trials: hand hygiene compared to control, Outcome 5: Absenteeism



Comparison 4. Randomised trials: hand hygiene + medical/surgical masks compared to control

Outcome or subgroup title	No. of studies	No. of participants	Statistical method	Effect size
4.1 Viral illness	6		Risk Ratio (IV, Random, 95% CI)	Subtotals only
4.1.1 Influenza-like illness	6	4504	Risk Ratio (IV, Random, 95% CI)	1.03 [0.77, 1.37]
4.1.2 Laboratory-confirmed Influenza	4	3121	Risk Ratio (IV, Random, 95% CI)	0.97 [0.69, 1.36]

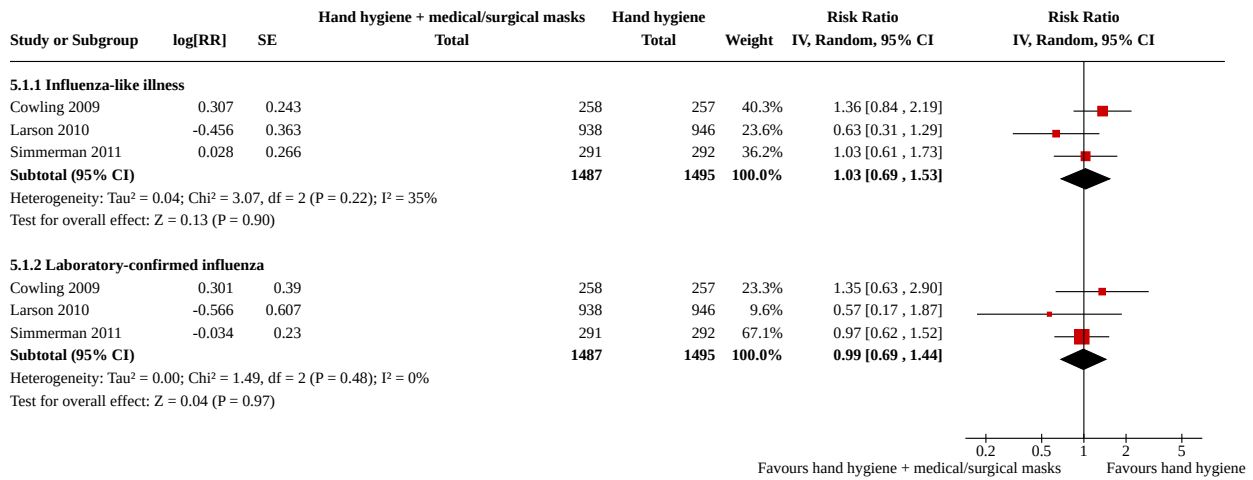
Analysis 4.1. Comparison 4: Randomised trials: hand hygiene + medical/surgical masks compared to control, Outcome 1: Viral illness



Comparison 5. Randomised trials: hand hygiene + medical/surgical masks compared to hand hygiene

Outcome or subgroup title	No. of studies	No. of participants	Statistical method	Effect size
5.1 Viral illness	3		Risk Ratio (IV, Random, 95% CI)	Subtotals only
5.1.1 Influenza-like illness	3	2982	Risk Ratio (IV, Random, 95% CI)	1.03 [0.69, 1.53]
5.1.2 Laboratory-confirmed influenza	3	2982	Risk Ratio (IV, Random, 95% CI)	0.99 [0.69, 1.44]

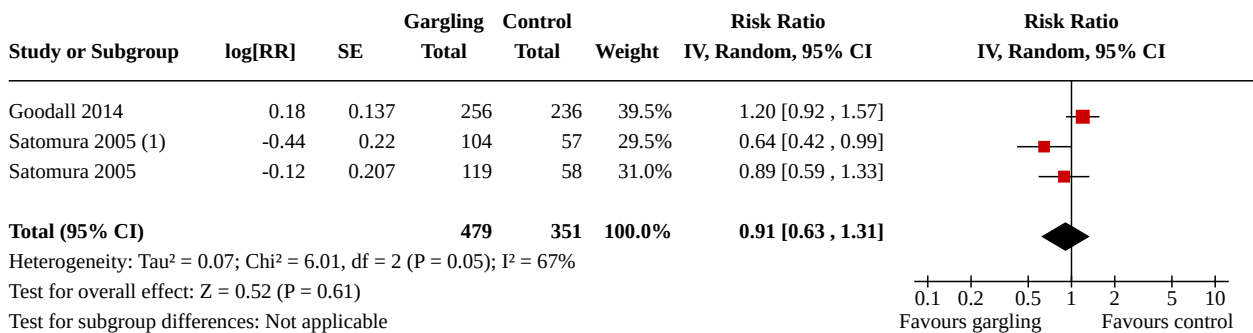
Analysis 5.1. Comparison 5: Randomised trials: hand hygiene + medical/surgical masks compared to hand hygiene, Outcome 1: Viral illness



Comparison 6. Randomised trials: gargling compared to control

Outcome or subgroup title	No. of studies	No. of participants	Statistical method	Effect size
6.1 Viral illness	2	830	Risk Ratio (IV, Random, 95% CI)	0.91 [0.63, 1.31]
6.2 SARS-CoV-2	2	394	Risk Ratio (IV, Random, 95% CI)	0.07 [0.02, 0.23]

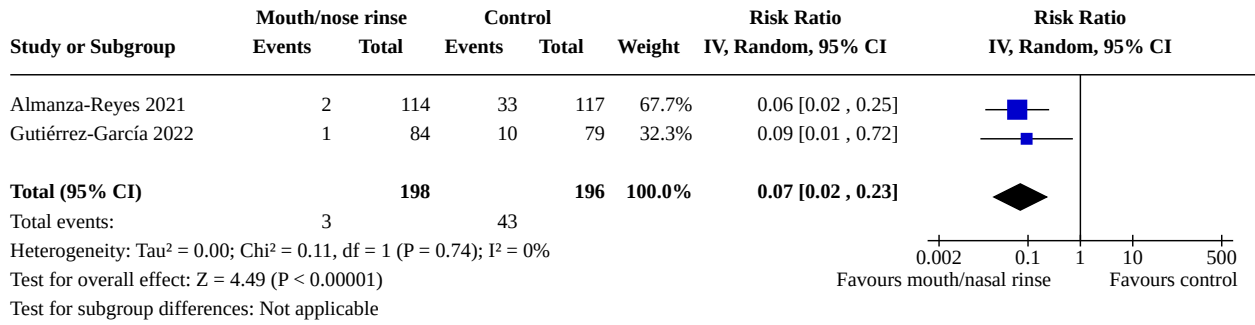
Analysis 6.1. Comparison 6: Randomised trials: gargling compared to control, Outcome 1: Viral illness



Footnotes

(1) Satomura 2005 included 2 intervention groups

Analysis 6.2. Comparison 6: Randomised trials: gargling compared to control, Outcome 2: SARS-CoV-2



ADDITIONAL TABLES
Table 1. Description of interventions in included studies, using the items from the Template for Intervention Description and Replication (TIDieR) checklist

Au- thor, year	Brief name	Recipi- ent	Why	What (materi- als)	What (procedures)	Who pro- vided	How	Where	When and how much	Tailor- ing	Mod- ifica- tion of inter- ven- tion through- out tri- al	Strate- gies to improve or main- tain in- terven- tion fi- delity	Extent of inter- vention fidelity
Masks compared to either no masks or different mask types													
Abaluck 2022 (addi- tional sources: A baluck 2021a, A- baluck 2021b, K- wong 2021)	Com- muni- ty-level mask pro- motion and distrib- ution of free masks. A. Cloth masks or B. Sur- gical masks with possi- ble ad- dition- al vil- lage level ele- ments: i) in- centive	Lead- ers and adult house- hold- ers of rural and peri- urban vil- lages	In- crease large- scale adop- tion and proper wear- ing of face masks to slow the spread of COV- ID-19 and save lives in- formed by re- search in pub- lic health, psy- chol- ogy, eco-	Masks colour- coded by households, ei- ther: A. cloth masks: an exterior layer of 100% non-woven polypropylene (70 grams/m ² [gsm]), 2 interi- or layers of 60% cotton/40% polyester in- terlocking knit (190 gsm), an elastic loop that goes around the head above and below the ears, and a nose bridge; filtra- tion efficiency: 37% ^[1] B. 3 layers of 100% non wo- ven polypropy-	All villages: 1. household distri- bution of surgical or cloth masks and showing of mask- wearing video; 2. distribution and promotion of masks at village markets; 3. mask distribution at mosques; 4. mask promotion in public spaces; 5. role modelling and advocacy by local leaders, including Imams during Fri- day prayers using a scripted speech. Periodic monitoring of passers-by and re- minding people to put on masks	Local NGO staff and volun- teers (Bangladeshic NGO Green- Voice) ^[5] and Inno- vations for Pover- ty Ac- tion (IPA) Village Imams and police officers No “spe-	Masks and pro- motion deliv- ered face to house- holds, mar- kets, mosques and streets of vil- lages both as groups and in- dividu- ally Text mes- sages deliv- ered by	House- holds, mar- kets, mosques and streets of 572 vil- lages (in rural Bangladesh)	8 weeks per vil- lage rolled out over a 6 week period (Novem- ber 2020 to Janu- ary 2021) 1 day of training per vil- lage Once off mask distrib- ution and promo- tion at house- holds (4 days / village)	Peri- odic mon- itor- ing and then addi- tional train- ing of staff provid- ed as need- ed Differ- ent lo- cations and timing of ob- serva- tion across differ- ent days	In the first 5 weeks of the study staff found low en- gage- ment in some vil- lages with local mask use, so mask promo- tion staff were re- trained by re- searcher part- way through the in-	Num- bers of masks distrib- uted was noted Promot- ers peri- odical- ly mon- itored passers- by and remind- ed peo- ple to put on masks Direct surveil- ance of mask wearing, correct mask-	Num- bers of masks distrib- uted: A. 370,643 B. 924,849 Mask- wearing: IGs: 42.3% CG: 13.3% Increase was largest in mosques (37% points) and 25% to 29% points in

Table 1. Description of interventions in included studies, using the items from the Template for Intervention Description and Replication (TIDieR) checklist (Continued)

ii) signage	nom-ics, mar-keting, and oth-er so-cial sci-ences on prod-uct pro-mo-tion and dis-se-mi-na-tion strate-gies	lene[2], elastic ear loops, and a nose bridge; filtra-tion effi-ciency: 95%. Sticker that had a logo of a mask with an outline of the Bangladeshi flag and a phrase in Ben-gali that noted the mask could be washed and reused[3]; filtra-tion effi-ciency of 76% Initial 3 masks per household Video of no-table public figures[4] dis-cussing why, how, and when to wear a mask Brochure based on WHO mate-rials depicting proper mask-wearing Scripted speeches for	Some villages: village police accom-panying mask pro-moters, providing monetary rewards or certificates to vil-lages if mask-wear-ing rate improves. Some villages: public signalling of mask-wearing via signage, text mes-sage reminders, mes-saging emphasizing either altruistic or self-protection mo-tives for mask-wear-ing, and extracting verbal commitments from households. Modelling of safe mask wearing by study staff Detailed procedures outlined in online protocol supplement osf.io/23mws/	cial-ized skills” need-ed as inter-ven-tion de-signed to be easily adopt-ed by other NGOs or agen-cies Train-ing of staff pro-vided by re-searchers for mask pro-mo-tion	phone and in-dividu-ally Mask distribu-tion 3 to 6 days / week at mar-kets and on 3 Fri-days at mosques during the first 4 weeks Week-ly or bi-week-ly mask promo-tion Role-model-ling and leader advo-cacy at Friday prayers Period-ic moni-toring: 1/ week on weeks 1, 2, 4, 6, 8, and 10;	terven-tion “to work more close-ly with local leaders and set specif-ic mile-stones for that part-ner-ship” After 5 weeks, moni-toring of mask-wear-ing was limited to those who ap-peared to be 18 years or old-er.	wearing (wearing either a project mask or an al-terna-tive face-covering over the mouth and nose) and physi-cal dis-tancing (if s/he was at least one arm’s length away from the near-est per-son)[6] Mone-tary re-wards or certi-ficates to vil-lages if mask-wearing rate im-proved Addi-tional training	other lo-cations Proper mask-wear-ing in-creased by 29.0% Physical distanc-ing in-creased from 24.1% in CG vil-lages to 29.2% in IG vil-lages No dif-ference between IGs and CGs in number of peo-ple ob-served in pub-lic areas, as an in-dica-tion of social distanc-ing.
-------------	---	---	--	---	--	---	--	--

Table 1. Description of interventions in included studies, using the items from the Template for Intervention Description and Replication (TIDieR) checklist (Continued)

use by role models and local leaders at Friday prayers	daily schedule provided in Protocol – 1 hour per site for 9 sites 8am to 5pm	for mask promotion staff
Scripted text messages	Each village observed on 2 alternating days of the week.	Recording of activities undertaken by intervention staff including the degree to which leaders or imams understood the script, sites observed etc (see p.9 of Protocol osf.io/23mws/)
Monetary rewards (USD 190) or non-monetary reward (certificate) for villages	Observations occurred 7 days of the week (9 am to 7 pm)	“consistent with the WHO guideline that defines physical distancing as one meter of separation.”
Signage for household doors declaring they are a mask-wearing household	Detailed schedules provided in online protocol supplement via osf.io/23mws/	
Smart phone for delivery and receipt of text message reminders		
Loudspeaker for announcements in markets by research staff		

Table 1. Description of interventions in included studies, using the items from the Template for Intervention Description and Replication (TIDieR) checklist *(Continued)*

<p>Masks woven by and procured from local Bangladeshi garment factories within 6 weeks after ordering:</p> <p>\$0.50 per cloth mask and \$0.13 per surgical mask</p> <p>Masks and hand sanitiser for staff delivering intervention</p> <p>Costs:</p> <p>Cloth masks: \$275.10/village</p> <p>Surgical masks: \$88.90/village</p> <p>PPE for staff: \$70/village</p> <p>Media costs: \$100/village</p> <p>Transport and other costs: \$30/village</p> <p>Handouts and written and some audio scripts for role</p>	<p>www.who.int/western-pacific/emergencies/covid-19/information/physical-distancing</p> <p>(accessed 13 June 2022).</p>
--	---

Table 1. Description of interventions in included studies, using the items from the Template for Intervention Description and Replication (TIDieR) checklist *(Continued)*

					models, leaders, surveillance officers and texts etc provided by the research team and in online protocol supplement via osf.io/23mws/								
Alfelali 2020	Face masks	Hajj pilgrims aged ≥ 18 years	Prevent and control viral respiratory infections at mass gatherings	50 surgical face masks per participant (3M™ Standard Tie-On surgical mask, Cat No: 1816) Written instructions for mask use (See S1 Appendix)	Provide masks and verbal and printed instructions, rules for mask use and demonstration of appropriate mask usage provided (See S1 Appendix) Rules for mask use: • "Try to avoid touching the front of the mask. • Change your mask if it is damp, wet or dirty. • Always clean your hands before and after changing the masks. • Put used masks in a plastic bag and throw it into a rubbish bin. You will find bins somewhere close to your tent in Mina."	464 volunteer trained research team members approached pilgrims in their tents Training included how to approach pilgrims and explanation and demonstration of	Individually and face to face to groups of pilgrims in tents	Tents of pilgrims for Hajj in Makkah (Saudi Arabia) 50 to 150 pilgrims per large tent, sleeping head-to-head and sharing meals and rites	Mask wearing for 24 hours if possible, over days of Hajj season inside and outside assigned tents 3 consecutive Hajj seasons (5 to 6 days, October 2013 to 2015)	Written information provided in preferred language (Arabic or English) Pilgrims who used at least 1 mask each day were considered to have used the mask during that day (i.e.	None described	4 day diaries of mask use: number of masks used and hours worn each day (see S1 Appendix)	Mask use: IG: Daily: 24.7% Intermittently: 47.7% None: 20.9% CG: Daily: 14.3% Intermittently: 34.9% None: 43.7% Mask use of at least 4 hours consistently greater

Table 1. Description of interventions in included studies, using the items from the Template for Intervention Description and Replication (TIDieR) checklist (Continued)

						mask use				could be < 24 hours)			in IG than CG		
Barasheed 2014	Supervised mask use	Religious pilgrims ≥ 15 years	Prevent respiratory virus infections at mass gatherings through mask use	Plain surgical face masks (3M Standard Tie-On Surgical Mask, Cat No: 1816) manufactured by 3M company, USA; 5 masks per day	Written instructions on face mask use	Special polythene bags for disposal	Masks provided to index case and their contacts with advice on mask use (before prayers, in seminars, and after meals). Written instructions provided on face mask use, need to change them, and disposal.	Not described, presumably the medical researchers	Face-to-face provision of masks, instructions, and reminders	Tents of pilgrimage site (Mina Valley, Saudi Arabia)	Advice on mask use given throughout pilgrimage stay (5 days)	None reported.	None reported.	The medical researchers followed pilgrims each day to remind participants about recording their mask usage in health diary.	Face mask use: mask group: 56/75 (76%), control group: 11/89 (12%) (P < 0.001) 76% of intervention tents wore masks. 10 of 75 (13%) pilgrims in 'mask' tents wore face masks during sleep.
Bundgaard 2021 (additional source- Bundgaard 2020)	Face masks (surgical)	Community-dwelling adults aged 18 years or older with inter-	Reduce wearers' risk for SARS-CoV-2 infection out-	Per participant: 50 x 3-layer, disposable, surgical face masks with ear loops	Provision of written instructions sent by courier about how and when to wear masks including		Supply of masks sent to home address by courier	Researchers provided the masks (funded by Salling Group), in-	Individually by mail, email, online and telephone	Mask wearing: when outside the home - and in the	Mask wearing: whenever outside the home or when guests in the home,	Changing of mask if worn for more than 8 hours	None described	Face mask adherence: Self-report (Yes / Partial / No) (Suppl 4)	Face mask adherence: Adhere: 46% Partial: 47% No: 7%



Table 1. Description of interventions in included studies, using the items from the Template for Intervention Description and Replication (TIDieR) checklist (Continued)

net access	side the home through protection of the nose and mouth from droplets or aerosols or contaminated fingers and hands	98%; made in China) 1 badge (saying: "I am testing face masks – for you and me") Written instructions and instructional videos for proper use of masks (See supplement 8) of published paper including link to video for proper face mask use [in Danish] vimeo.com/406952695	links to instructional video for face mask use Instruction to follow advice of local health authorities (in Denmark) Provision of follow-up support by email and a phone help-line for questions	structions and follow-up support Background and training of researcher not described Hotline provided medical expertise and guidance, (qualification and training needed for this support not specified)	home when they had guests (in Denmark) Instructions and support at home and online	up to 8 hours for 1 mask, for 1 month (April to May 2020) 1 off instructions for mask use and again as needed Weekly follow-up emails Hotline available at all times during study period	If guests in the home, wear mask Individualised support as needed via email or telephone	Average mask use per day Self-assessed adherence with health authority guideline on social distancing and hygiene (Suppl)	Mean face masks used: Week-days: 1.7 Week-ends: 1.3 Health authority guidance adherence not reported
------------	--	---	--	--	---	---	---	--	---

Table 1. Description of interventions in included studies, using the items from the Template for Intervention Description and Replication (TIDieR) checklist *(Continued)*

Canini 2010	Sur-gical face masks	House-hold-ers (over 5 years)	Limit trans-mission of in-fluenza trans-mission by large droplets pro-duced during cough-ing in house-holds	Initial supply of 30 masks: for adults and children > 10: surgery masks with ear loops, 3 plys, anti fog (AEROKYN, LCH medical products, Paris, France) Children 5 to 10: face mask KC47127, (Kimberly-Clark, Dallas, TX, USA) Closed plastic bags for disposal	Masks given immediately on home visit by attending general practitioner with demonstra-tion of proper use and instruction to be worn for 5 days in presence of another household mem-ber or in confined space (e.g. car) and to change every 3 hours or if damaged.	Gen-eral practi-tioners	Face-to-face indi-vidual-ly	House-holds in France	One-off provi-sion of masks worn for 5 days	None de-scribed.	None de-scribed.	Not de-scribed, but re-ported mask us-age was mea-sured	34/51 (66%) wore masks > 80% of the du-ration. Report-ed mask-wearing: 11 ± 7.2 masks during 4.0 ± 1.6 days with an average use of 2.5 ± 1.3 masks per day and du-ration of use of 3.7 ± 2.7 hours/ day
Jacobs 2009	Face masks	Hos-pital health-care providers (nurs-es, doc-tors, and co-med-ical per-son-nel)	De-crease risk of infec-tion through lim-iting droplet spread through masks	Hospital-stand-ard disposable surgical Mask MA-3 (Ozu Sangyo, Tokyo, Japan); quanti-ty not specified	Provision of masks and instructions for use	Not de-scribed, pre-sum-ably re-search team	Face-to-face	Ter-tiary care hos-pital in Tokyo, Japan Face masks worn whilst on hos-pital prop-erty.	77 days	None de-scribed.	None de-scribed.	Self-re-ported adher-ence	Self-re-ported ad-herence for both groups reported as good, with full adher-ence by 84.3% and re-main-der com-plying

Table 1. Description of interventions in included studies, using the items from the Template for Intervention Description and Replication (TIDieR) checklist *(Continued)*

														79.2% to 98.7%.
Loeb 2009	2 active interventions A. surgical masks B. N95 respirators	Health-care workers (nurses)	Reduce transmission of influenza in health-care settings through coughing or sneezing with protective masks	A. Surgical masks B. N95 respirators	Provision of masks or N95 respirators Instruction in use and proper placement of devices Fit-testing and demonstration of positioning of N95 using standard protocol and procedure (details provided) Qualitative fit-testing using saccharin or Biotrex protocol ^[7]	Provided by research team (not further described) Fit-testing by technician for N95	In-person face-to-face	Tertiary hospitals in Ontario, Canada	1 influenza season (12 weeks) Use of mask as required ^[8] when providing care to or within 1 m of patient with febrile respiratory illness, $\geq 38^\circ\text{C}$, and new or worsening cough or shortness of breath Nurses to wear N95 when caring for patients with “febrile respira-	Fit-testing of nurses not already fit-tested	Ceased before end of season	Adherence audits during peak of season by trained auditor who stood distance from patient isolation room	18 episodes: N95: 6/7 participants (85.7%) wearing assigned device versus 100% for masks	

Table 1. Description of interventions in included studies, using the items from the Template for Intervention Description and Replication (TIDieR) checklist *(Continued)*

										tory illness”			
MacIntyre 2009	2 active interventions in addition to infection control guidelines A. Surgical masks (SM) B. P2 masks (P2)	Householders with a child with fever and respiratory symptoms	Prevent or reduce respiratory virus transmission in the community through non-pharmaceutical interventions	A. 3M surgical mask, catalogue no. 1820; St Paul, MN, USA for adults B. P2 masks (3M flat-fold P2 mask, catalogue no. 9320; Bracknell, Berkshire, UK) A and B: health guidelines and pamphlets about infection control	Provision of masks and pamphlets and education about infection prevention and mask use Telephone calls and exit interviews to record adherence to mask use All groups: health guidelines, pamphlets about infection control were provided	Not described, presumably research team	Face-to-face and by telephone	Households in Sydney, Australia	2 winter seasons (3 months and 6 months) 2 weeks of follow-up Masks to be worn at all times when in same room as index child, regardless of distance from child	None described.	None described.	Daily telephone calls to record mask use throughout day Exit interviews about adherence	Reported mask use: Day 1 SM: 36/94 (38%) P2: 42/92 (46%) stated wearing “most or all” of the time. Other participants were wearing face masks rarely or never. Day 5: SM: 29/94 (31%) P2: 23/92 (25%)
MacIntyre 2011	3 active interventions A. Medical masks	Health-care workers	Protect HCWs by preventing transmission	Daily supply of A. 3 medical masks (3M catalogue number 1820, St Paul, MN, USA)	Supply of masks or respirators. Instruction in when to wear it, correct fitting, and storage (in paper bag in personal locker)	Masks provided to hospitals. Training of	Masks and training provided face-	Emergency departments and respi-	Entire work shift for 4 weeks	Taken off for toilet and meal breaks and at	None described.	Mask/respirator use monitored by: (i) observed	Adherence for usage was high for all and not

Table 1. Description of interventions in included studies, using the items from the Template for Intervention Description and Replication (TIDieR) checklist (Continued)

	B. N95 respirators fit-tested C. N95 respirators non-fit-tested	sion of influenza and other respiratory viruses from patients through mask wearing	2 respirators: B. N95 fit-tested mask (3M flat-fold N95 respirator, catalogue number 9132) fit-tested with 3M FT-30 Bitrex Fit Test kit according to manufacturer's instructions (3M, St Paul, MN, USA) C. N95 non-fit-tested mask (3M flat-fold N95 respirator, catalogue number 9132) Diary cards for usage recording	Instruction in importance of hand hygiene before and after removal For fit-tested group: fit-testing procedure	staff provided by 1 member of research team.	to-face, not described if training was individually or in groups.	ratory wards in hospitals in Beijing, China	end of shift	adherence by head ward nurse recorded daily; (ii) self-report diary cards carried during day recording; (i) no. hours; (ii) usage. Exit interviews	significantly different amongst arms. Medical mask: 76%, 5 hours N95 fit-tested: 74%, 5.2 hours N95 non-fit-tested: 68%, 4.9 hours		
MacIntyre 2013	3 active interventions A. N95 respirators at all times B. N95 respirators targeted use C. Medical masks	Health-care workers (nurses and doctors)	Protect HCWs from respiratory infections from patients through mask use	Daily supply of: A. and B. 2 respirators (3M Health Care N95 Particulate Respirator; catalogue number 1860) 3M FT-30 Bitrex Fit Test Kit C. 3 masks (3M Standard Tie-On Surgical Mask catalogue number 1817; 3M, St Paul, MN, USA) Pocket-sized diary card with	Supply of respirators including times and fit Fit-testing procedure according to the manufacturer's instructions (3M) For targeted N95: checklist of defined high-risk procedures, including common aerosol-generating procedures	3M supplied respirators and masks. Provider of instructions not specified.	Masks and training provided face-to-face, not described if training was individually or in groups.	Emergency departments and respiratory wards of tertiary hospitals in Beijing, China	For 4 weeks, A and B worn at all times on shift; B. targeted (intermittent) use of N95 respirators only whilst performing high-risk procedures or barrier.	None described. None described.	Self-reported daily record of number of hours worked, mask or respirator use, number of high-risk procedures undertaken collected by study staff.	Adherence highest for targeted N95 (82%; 422/516) versus N95 (57%; 333/581) versus medical mask (66%; 380/572).

Table 1. Description of interventions in included studies, using the items from the Template for Intervention Description and Replication (TIDieR) checklist *(Continued)*

									putting on and after taking off	re-solved			
Radonovic 2019	Active interventions A. N95 respirators (N95) B. Medical masks (MM)	Health-care personnel of outpatient sites within medical centres	Prevent HCP from acquiring workplace viral respiratory infections and transmitting them to others by effective respiratory protection by N95 respirators which reduce aerosol exposure and inhalation of small airborne	A. N95 respirators: 3M Corporation 1860, 1860S, and 1870 (St Paul, MN, USA) or Kimberly Clark Technol Fluidshield PFR95-270, PFR95-274 (Dallas, TX, USA) B. Medical mask Precept 15320 (Arden, NC, USA) or Kimberly Clark Technol Fluidshield 47107 (Dallas, TX, USA). Reminder signs posted at each site A portable computer equipped with data recording software (HandyAudit; Toronto, Canada) to document adherence	Participants instructed to wear assigned protective devices whenever they were positioned within 6 feet (1.83 m) of patients with suspected or confirmed respiratory illness and to don a new N95/MM with each patient interaction. Hand hygiene recommended to all participants in accordance with Centers for Disease Control and Prevention guidelines. Infection prevention policies were followed at each study site. Reminder signs posted at sites and emails sent. Annual fit-testing conducted for all participants.	Centres provided device supplied by study to HCP. Study personnel posted reminder signs and emails and conducted adherence observations.	Face-to-face individual provision of devices and adherence observations Onsite posting of signs Other reminders by email	Outpatient sites within medical centres in USA	As instructed, for each new patient interaction during 12-week period of peak viral respiratory illness each year for 4 years (total of 48 weeks)	Fitting of N95 masks	None described.	Reminder signage posted at study sites, and emails sent by personnel. Self-reported daily device wearing of “always”, “sometimes”, “never”, or “did not recall” Observation of device-wearing behaviours as participants entered and exited care rooms conducted	Device wearing: N95: 89.4% reported “always” or “sometimes” versus MM: 90.2% “Never” N95: 10.2% MM: 9.5%



Table 1. Description of interventions in included studies, using the items from the Template for Intervention Description and Replication (TIDieR) checklist (Continued)

			particles, meet filtration requirements, and fit tightly	(Radonovich 2016)	Filtration testing performed on the device models in the study. Further details in protocol (Radonovich 2016).							during unannounced, inconspicuous visits to randomly selected sites documented on portable computer	
Hand hygiene													
Alzabher 2018	Hand hygiene workshop	Primary school girls	Targeted school children to improve hand hygiene to reduce school absences due to upper respiratory infection and spread of infection in	6-minute video clip of 2 siblings that attended school-based health education about hand hygiene	Delivery of workshop and distribution of supporting materials (games and posters) to school and students	Study investigator delivered workshop.	Delivered face-to-face in group format for the workshop	2 primary girls' schools in Saudi Arabia	1-hour once-off workshop; posters and games provided to school	Not described	Not described	Posters in restrooms as reminders of hand-washing hygiene during 5-week follow-up period after workshop	Not reported

Table 1. Description of interventions in included studies, using the items from the Template for Intervention Description and Replication (TIDieR) checklist (Continued)

hygiene	<p>Replenishment products stored in supply room</p> <p>(in addition to existing foam hand wash (GO-JO Green Certified Foam Handwash) and an alcohol-based hand sanitiser foam wall-mounted dispenser (PURELL, GO-JO Industries) already provided near the restroom exits prior to intervention)</p> <p>Identical soap in all restrooms</p> <p>Intervention and control group:</p> <p>brief (< 1-minute educational video) about proper hand hygiene technique, for both washing and sanitising hands</p>	<p>rooms, lockers, reception areas); individual staff cubicles of mostly open plan offices (average 309 square feet).</p> <p>Office restrooms</p>	<p>full replacement of products</p>	<p>in the study; collected samples were measured and usage rates were estimated</p>	<p>activities^[9]</p> <p>Estimated use by average employee from sample collection:</p> <p>sanitiser 1.8 to 3.0 times/day,</p> <p>soap</p> <p>2.1 to 4.4 times/day,</p> <p>wipes at their desk 1.4 to 1.5 times/week</p>
---------	---	---	-------------------------------------	---	---

Table 1. Description of interventions in included studies, using the items from the Template for Intervention Description and Replication (TIDieR) checklist *(Continued)*

						“Wash Your Hands”, signage promoting hand hygiene adherence, was already posted next to restroom exits at both the control and intervention sites.							
Azor-Martinez 2016	Hand-washing programme	Primary school children and their parents and teachers	Prevent transmission of upper respiratory infections in schools and to families through non-pharmaceutical intervention of hand-washing programme in schools	Brochure about hand-washing awareness and habits Workshop content materials Stories, songs, and classroom posters about hand hygiene and infection transmission Hand sanitiser (ALCO ALOE GEL hand sanitiser by Americo Goveantes Burguete, S.L. Madrid, Spain containing 0.2% chlorhexidine digluconate, 1% phenoxyethanol,	Brochure sent to parents by mail with study information sheet. Workshop provided for pupils and teachers: frequent infections in schools, transmission and prevention, instructions on correct hand-washing (water and soap, soaping > 20 s, drying hands), use of hand sanitisers and possible side effects Classroom activities linked to hand hygiene and infection transmission	Brochure sent by school administration. Workshop and verbal and written information presumably provided by the study research assistant. Classroom	Brochure sent by mail to individual parents. Workshops and classroom activities delivered in groups face-to-face. Teacher reinforcement of hand hy-	Primary school classes in Spain (details not provided)	8 months overall One-off brochure and installation of hand sanitiser dispensers 2-hour workshop held 1 month before study commencement Fortnightly class-	Supervision and administration of hand sanitiser as needed by teachers, especially for younger children	Not described	Daily reinforcement by teachers of hand hygiene Fortnightly support by research assistant promoting hand-washing Self-reported correct hand-washing procedure (water and soap, soaping	Self-reported correct hand-washing included in analysis but not separately reported.

Table 1. Description of interventions in included studies, using the items from the Template for Intervention Description and Replication (TIDieR) checklist (Continued)

				0.1% benzalkonium chloride, 5% aloe barbadensis, 70% denat ethyl alcohol, excipients quantity sufficient for 100 mL alcohol 70%, pH 7.0 to 7.5)	Reinforcement of hand hygiene by teachers	activities provided by research assistant and teachers.	giene provided to class face-to-face.	room activities				> than 20 s, drying hands)	
				Informational poster about when and how to wash hands	Supervision of younger children when using hand sanitiser and administration of sanitiser if needed	Supervision and administration of hand sanitiser for younger children by teachers	Hand sanitiser use supervision was provided individually and face-to-face.	As required, teacher supervision and administration of hand sanitiser					
				Written and verbal guidance to teachers, parents, and students on properties, possible side effects, and precautionary measures for gel use and storage	Instruction of children in hand-washing procedures after toilet and when dirty and correct hand sanitiser use ^[10]			Daily reinforcement of hand hygiene by teachers					
Azor-Martinez 2018	Educational and hand hygiene programme	Day care centres and their attending children, their parents,	Prevent transmission of respiratory infections by improved hand	A. Liquid soap (no specific antibacterial components (pH = 5.5)) OR B. Hand sanitiser (70% ethyl alcohol (pH = 7.0 to 7.5)) for home use and	Installation of liquid soap or hand sanitiser dispensers in classrooms	Workshop delivered by researchers.	Workshops delivered face-to-face in groups to parents and staff.	Classroom of DCCs (in Spain) for child interventions	8 months overall	Administration of hand sanitiser in the case of young children	Not described	Not described	Families or DCC staff, or both, used 1660 L of hand sanitiser, estimated use by each child of
	2 active in-		hand		Supervision and administration of hand sanitiser if required	Re-search assistant			Initial 1-hour workshop 1 month before study		Reported that no monitoring of adherence		

Table 1. Description of interventions in included studies, using the items from the Template for Intervention Description and Replication (TIDieR) checklist *(Continued)*

terven- tions:	and DCC staff	hy- giene of chil- dren, par- ents, and staff through hand- wash- ing prac- tices and use of hand sanitis- er due to its bacte- ricide and viru- cide prop- erties	in dispensers for school class- room Workshop con- tent handout Stories, songs, and posters about hand hy- giene and infec- tion transmis- sion	3 hand hygiene workshops for par- ents and DCC staff: 1. Hand-washing practices, hand sani- tiser use, possible side effects and precautionary mea- sures (HSG only) 2. RIs and their treat- ments 3. Fever Instructions to chil- dren, parents, and DCC staff on usual hand-washing prac- tices and protocol ^[11] Classroom activities (stories and songs) about hand hygiene and infection trans- mission	pro- vided hand hy- giene mate- rials to DCCs and par- ents. Par- ents and staff super- vised and admin- istered sani- tiser where indi- cated.	Work- shop con- tent emailed to at- ten- dees indi- vidual- ly. Indi- vidual face- to-face su- pervi- sion of hand sanitis- er use, as indi- cated	Work- shops provid- ed at DCCs. 3 further identi- cal ses- sions/DCC provid- ed again 1 month apart Fort- night- ly class- rooms and DCC activities One-off instal- lation of dis- pensers As-need- ed su- pervi- sion of hand sanitis- er use Dose of sanitis- er: 1 to 2	com- mence- ment DCC staff could attend train- ing at other DCC if unable to at- tend at own DCC. Fort- night- ly class- rooms and DCC activities One-off instal- lation of dis- pensers As-need- ed su- pervi- sion of hand sanitis- er use Dose of sanitis- er: 1 to 2	through continu- ous ob- serva- tion of hand hy- giene behav- iours was done, but amount of hand sanitis- er was mea- sured	dose 6 to 8 times/ day.
-------------------	---------------------	--	---	---	---	--	---	--	--	-------------------------------

Table 1. Description of interventions in included studies, using the items from the Template for Intervention Description and Replication (TIDieR) checklist (Continued)

									mL/dis-infection				
Biswas 2019	Hand sanitiser and respiratory hygiene education	Primary schools and their students and staff	Reduce community-wide influenza virus transmission by improving hand-washing and respiratory hygiene and use of sanitiser in school-children as contributors to community-wide virus transmission	Hand sanitiser (63% ethyl alcohol) in colourless, transparent 1.5-litre local plastic bottles (manufactured by a local pharmaceutical company and was available commercially in Bangladesh (price: USD 5.75/L)) Video clip on respiratory hygiene practices Behavioural change materials – 3 colour posters (see Appendix of paper) Curriculum materials for hygiene classes	Installation of hand sanitiser in wall dispensers in all classrooms and outside all toilets, refilled by field staff as needed Encouragement of use of sanitiser at 5 key times during the day ^[12] Hand and respiratory hygiene education provided. ^[13] Integration of hygiene messages into school's hygiene curriculum Delivery of video clip on respiratory hygiene practice Behaviour change materials distributed and placed around schools.	Select-ed teachers responsible for dissemination of intervention messages throughout were trained over 2 days in these messages, behaviour change communication, sanitiser use, and practices for preventing spread of respiratory	Hand sanitiser and education materials provided to schools. Education provided in classrooms in groups and face-to-face.	Pri- mary schools (in Bangladesh) Sani- tiser in each class- room and out- side toilets Educa- tion in class- room	10 weeks Inter- vention mes- sages con- veyed in class- rooms 3 times/ week.	Refills provid- ed as need- ed.	Not de- scribed	Struc- tured field ob- serva- tion by 2 field staff of 5 hours/ school ob- serving hand- washing and res- piratory hygiene behav- iours of chil- dren at 2 differ- ent loca- tions in a class- room or outside Every other day, field staff mea- sured the level of hand sanitiser in the morn- ing and in the af-	Hand- wash- ing ob- served opportu- nities: IG 604/921 (66%) ver- sus CG 171/802 (21%) Hand sanitiser used in 91% of ob- served hand- washing events in inter- vention schools. Average con- sump- tion of hand sanitiser/child/ day: 4.3 mL

Table 1. Description of interventions in included studies, using the items from the Template for Intervention Description and Replication (TIDieR) checklist (Continued)

<p>dren by improved hand hygiene where water is scarce including provision of ABH and training in hand hygiene teaching techniques</p>	<p>Visual reminders on ABH techniques in bathrooms and next to dispensers</p>	<p>niques and instructed teachers to add ABH to routine HH and give preference to hand-washing with soap and water if hands visibly soiled</p>	<p>provided dispensers and dispenser installations free of charge.</p>	<p>ABH in centres, classrooms, and common areas depending on size</p>	<p>< 14 children; 1 per classroom in larger centres; 1 per classroom + 1 for common areas in centres with > 28 children</p>	<p>of safety, proper use of ABH, amount of ABH used</p>	<p>tution of HSW with ABH, and HSW decreased from 3 times per day to 1 per day, and ABH rose to 6 per day. Teachers at remaining 14 centres reported partial substitution of HSW with ABH.</p>	
		<p>Continuous refilling of ABH</p>	<p>Field-work team delivered other components.</p>	<p>Visual reminders</p>	<p>in bathrooms and next to dispensers</p>	<p>1 workshop pre-trial to staff</p>	<p>Semi-structured survey on completion of teachers' perceptions</p>	<p>about changes in HH practices and use of HSW and ABH.</p>
		<p>ABH technique refresher workshops (8/centre)</p>	<p>Monitoring of safety, proper use of ABH, amount of ABH used</p>	<p>Monthly 30-minute ABH technique refresher training (8 per centre)</p>	<p>Workshops and training presumably provided in centres.</p>	<p>Biweekly monitoring</p>	<p>Measurement of consumption</p>	<p>Controls reported HSW 3 times per day.</p>
		<p></p>	<p></p>	<p></p>	<p></p>	<p></p>	<p></p>	<p>of resources and costs related to ABH use and HSW</p>

Table 1. Description of interventions in included studies, using the items from the Template for Intervention Description and Replication (TIDieR) checklist (Continued)

														to 4.5 in preschools and 3.5 to 5.5 in community centres.
DiVita 2011	Household hand-washing promotion	Householders with index patient with ILI	Prevent influenza transmission in households in resource-poor settings through provision of hand-washing facilities and use of them at critical times for pathogen transmission	Hand-washing stations with soap	Provision of hand-washing stations Hand-washing motivation to wash at critical times for pathogen transmission (e.g. after coughing or sneezing)	Not specifically described, presumably the researchers	Face-to-face provision of facilities in households "Motivation" not described	Household in Bangladesh	Over 2 influenza seasons One-off provision of hand-washing facilities Frequency of "motivation" not described	Not described	Not described	Not described	Not described	
Feldman 2016	2 active interventions	Naval ships and	Reduced infection	Septadine solution (Floris, Misgav, Israel) 70% alcohol	Installation of CHG disinfection devices on ships alongside	Provision of CHG pre-	CHG sent to ships	Navy fast missile boats	4 months	CHG replenished	Not described	Total amount of CHG dis-	Mean volume CHG:	

Table 1. Description of interventions in included studies, using the items from the Template for Intervention Description and Replication (TIDieR) checklist (Continued)

		their sailors	transmission and improved hand hygiene in sailors who are at increased risk due to closed environments, contact with shared surfaces, and poor HH culture	and 0.5% CHG; inactive materials: purified water, glycerin, propylene glycol, and methylene blue	regular soap and water	Supply and replenishment of CHG (sent to ships regardless of replenishment demands)	Hygiene instruction by a naval physician (to both intervention groups and study control group)	regularly by study team and funds	Hygiene instruction by naval physician	directly.	Mode of hygiene instruction not described.	and patrol boats of naval base in Israel	Dispensers installed in key locations on-board (adjacent to heads (toilets), mess decks (dining rooms), common areas).	Unlimited supply of CHG replenished on demand for 4 to 5 months.	Automatic amount dispensed: 3 mL	on demand.	pensed was tallied.	8.2 mL per sailor per day (projected yearly cost USD 45 per sailor)
	A.	Hand disinfection with chlorhexidine gluconate + hygiene education																
	B.	Hygiene education																
Gwaltney 1980	A.	Virucidal hand preparation	Healthy young adults	Reduce infection rates by interrupting viral spread by hand	A. Virucidal hand preparation: aqueous iodine (2% iodine and 4% potassium iodide)	Immersion of each finger and thumb of both hands to proximal interphalangeal joint (interphalangeal joint of thumb) into designated preparation for 5 seconds then air-dried for 5 to 6 min		Researchers	Face-to-face and individually	US university	Exposure to donors on 3 consecutive days (days 2, 3, and 4) after initial exposure	Not described	Not described	Reported knowledge of hand preparation use as active, placebo, or don't know	Active (n = 24): 6 active 2 placebo	16 don't know	Placebo (n = 22):	
	B.	Placebo (no control)																

Table 1. Description of interventions in included studies, using the items from the Template for Intervention Description and Replication (TIDieR) checklist (Continued)

	or self-inoculation route	B. Placebo: aqueous solution of food colours (Kroger; Kroger Co., Cincinnati, OH, USA) mixed to resemble the colour of iodine with 0.01% iodine and 0.02% potassium iodide to give an odour of iodine	Exposure of recipients to donors either immediately after treatment or after 2-hour delay by hand contact with donor stroking fingers for 10 s	Masks worn by donors and recipients during procedure.	Masks	Recipients placed in single isolation rooms after second exposure till end of experiment.							6 active	7 placebo	9 don't know		
Hubner 2010	Alcoholic hand disinfection	Employees (administrative officers)	Reduce absenteeism and spread of infection in administration employees with frequent customer	2 alcohol-based hand rubs (500 mL bottles) for desktop use to ensure minimal effort for use: 1. Amphisept E (Bode Chemie, Hamburg, Germany) ethanol (80% w/w) based formula with antibacterial, antifungal, and limited virus inactivating activity.	Provision of hand rub and instruction on use as needed at work only and in accordance with prevailing standard ^[15] ; at least 5 times per day, especially after toileting, blowing nose, before eating, and after contact with ill colleagues, customers, and archive material	Presumably provided or arranged by study team	In person to staff	Administration of offices in Germany	12 months overall	Hand rub use especially after toileting, blowing nose, before eating, and after contact with ill colleagues,	Not described	Self-reported adherence with hand hygiene measures	Reported mean hand disinfection frequency times per day:	> 5: 19%	3 to 5: 59.8%	1 to 2: 20.5%	< 1: 0.7%

Table 1. Description of interventions in included studies, using the items from the Template for Intervention Description and Replication (TIDieR) checklist (Continued)

				contact and work with paper documents through improved hand hygiene	2. For participants with skin problems: Sterillium (Bode Chemie, Hamburg, Germany) 2-propanol (45% w/w), 1-propanol (30% w/w), and mecetro-nium etilsul-fate (0.2% w/w), with a refatting effect and has activity against bacteria, fungi and enveloped viruses. Hand cream: Baktolan balm, water-in-oil emulsion with no non-antibac-terial properties (Bode Chemie, Hamburg, Ger-many)				5 times per day.	cus-tomers, and archive mater-ial			
Lade-gaard 1999 (trans-lated from Dan-ish)	Hand hy-giene pro-gramme	Day-care centres and their staff, chil-dren, and par-ents	Re-duce risk of infec-tion in child care through in-creased hy-	Personnel guide on rec-ommendations for: hygiene, ventilation, out-of-stay care, stricter hygien-ic regulations in cases with se-lected diseases	Staff meeting in each DCC and training in microbiological cause of infection spread guided by National Board of Health and Hygiene	Re-search team pre-sum-ably pro-vided train-ing.	Face-to-face with training and activi-ties by group with staff and	On-site in DCCs	2-month interven-tion peri-od 1-hour training of chil-dren	None de-scribed.	None de-scribed.	None de-scribed.	None re-ported.

Table 1. Description of interventions in included studies, using the items from the Template for Intervention Description and Replication (TIDieR) checklist *(Continued)*

of children	gien-ic education of day-care professionals, motivation of day-care facilities for regular hand hygiene, and informing parents about hand hygiene	Fairy tale and poster “The Princess Who Won’t Wash Hands”	Education of children in hand-washing (about bacteria and why and when to wash hands)	children
		Colouring in drawings	Practical hand-washing classes with 4 to 5 children at a time	Information sent home to parents via children.
		“Wash hands” song and rhymes	Provision of t-shirt, book, and diploma to children	
		T-shirt for children with the inscription “Clean hands - yes thank you”	Provision of leaflet for parents	
		Diploma for children and book “The Princess Who Won’t Wash Hands” to also be used by parents with their child		
		Informational leaflet for parents in envelope		

Table 1. Description of interventions in included studies, using the items from the Template for Intervention Description and Replication (TIDieR) checklist *(Continued)*

Little 2015	Web-based hand-washing intervention	Households (over 18) who were general practice patients	Prevent transmission of respiratory infections through improved hand hygiene to reduce spread via close contact (via droplets) and hand-to-face contact	Website-based programme: provided information about the importance of influenza and role of hand-washing; developed a plan to maximise intention for hand-washing; reinforced helpful attitudes and norms; addressed negative beliefs (URL provided for demonstration version no longer active; see www.lifeguideonline.org)	Provision of link to website for direct login Automated emails prompted participants to use sessions and complete monthly questionnaires and maintain hand-washing.	Researchers delivered web-based programme and emails.	Online individually	Households in England	4 months overall 4 weekly web-based sessions	Tailored feedback provided within web programme	None described.	Emailed questions monthly to maintain hand-washing	None reported.
Luby 2005	Hand-washing promotion at neighbourhood level with 2 interventions	Neighbourhoods and their households	Improve hand-washing and bathing with soap in settings where community	Slide shows, videotapes, and pamphlets illustrating health problems from contaminated hands and specific hand-washing instructions	Hand-washing promotion to neighbourhoods: Neighbourhood meetings of 10 to 15 householders (mothers) from nearby homes and monthly meetings for men Soap to households	Research team in collaboration with Health Oriented Preventive Edu-	Face-to-face in small groups and individually	Neighbourhoods and homes in Karachi, Pakistan	1-year weekly household visits 30- to 45-minute neighbourhood	Soap replaced regularly.	None described.	None described, though soap use measured.	Households' mean use of study soap per week: 3.3 bars Average use per resident

Table 1. Description of interventions in included studies, using the items from the Template for Intervention Description and Replication (TIDieR) checklist *(Continued)*

	tions at household level		nica-ble dis-eases are lead-ing caus-es of child-hood mor-bidity and mortal-ity	Soaps: 90-gram white bars without brand names or symbols, same smell with identical generic white wrap-pers with se-rial numbers matched to households	Fieldworker home visits: discussed im-portance of and cor-rect hand-washing (wet hands, lather them completely with soap, rub them together for 45 sec-onds, and rinse off completely) tech-nique and promote regular hand-wash-ing habits ^[17]	cation (HOPE) ^[18]			hood meet-ings 2 to 3 times/ week first 2 months then weekly for months 2 to 9, then monthly				per day: 4.4 g	
	A. Anti-bac-terial soap			A. Households: 2 to 4 white bars of 90-gram antibacterial soap contain-ing 1.2% triclo-carban (Safe-guard Bar Soap: Procter & Gam-ble Company (Cincinnati, OH, USA)	Encouragement of daily bathing with soap and water	Field-work-ers were trained in in-ter-view-ing and hand-wash-ing pro-mo-tion.			Monthly men's meet-ings first 3 months					
	B. Plain soap			B. Households: plain soap (no triclocarban)					Weekly house-hold vis-its					
				Soap packets										
Mil-lar 2016	Skin and soft-tissue infec-tion pre-ven-	Mili-tary trainees	Im-prove per-sonal hy-giene prac-tices	A. Enhanced standard: sup-plemental ma-terials (a pock-et card and posters in the barracks)	Provision of ed-ucation and hy-giene-based mea-sures in addition to standard SSTI pre-vention brief upon entry:	Not de-scribed, pre-sum-ably the re-searchers and	Face-to-face and in-dividu-ally for body wash and	US mil-itary train-ing base	One-off educa-tion on entry to training	None de-scribed.	None de-scribed.	None de-scribed.	None de-scribed.	

Table 1. Description of interventions in included studies, using the items from the Template for Intervention Description and Replication (TIDieR) checklist (Continued)

	tion intervention in addition to SSTI brief on entry also provided to control	to prevent infection, especially acute respiratory infection in military trainees who are at increased risk	B. CHG: CHG-based body wash (Hibiclens, Mölnlycke Heath Care, Norcross, GA, USA)	Enhanced standard: supplemental materials	CHG: as for enhanced standard group, plus a CHG-based body wash and instructions for use	pocket card	Mode of education not described.	CHG: use of wash 1 per week for entire training period (14 weeks)					
	A. Enhanced standard B. Chlorhexidine												
Morton 2004	Healthy hands (alcohol gel as hand-wash adjunct)	Elementary schools and their children and staff	Prevent infections in elementary school-age children who are particularly vulnerable through adjunct use of alcohol gel and	Alcohol gel and dispensers: AlcoSCRUB (60% ethyl alcohol) supplied by Erie Scientific Company, Portsmouth, NH, USA "Healthy Hands Rules" protocol ^[19] (Figure 3 in paper) Healthy Hand Resource Man-	Healthy hands protocol introduced after "Germ unit" education in classes Daily reminders to children on public address system (in first week) then weekly reminders Review of protocol in each classroom after vacation by school nurse 2 classroom visits from school nurse	Gel provided by suppliers. Research team provided educational aspects. Classroom teach-	Face-to-face training in classes and individual information giving and monitoring	Elementary schools in USA Wall-mounted near door entrance of each classroom at age-appropriate height	46 days 0.5 mL dispensed per application. Use of "special soap" according to "Healthy Hands Protocol" (Fig-	Reinforcement teaching provided if gel usage indicated that it was needed. Germ unit education tailored	1 student was concerned gel was making her sick, so school nurse provided additional classroom visit to allay concerns.	Usage of gel calculated.	5 gel applications per day 1 dispenser lasted 1 month.

Table 1. Description of interventions in included studies, using the items from the Template for Intervention Description and Replication (TIDieR) checklist (Continued)

	education based on Health Belief Model (HBM) (Kirscht 1974)	ual for school nurse, available for parents	Monthly newsletters to parents	“Healthy Hands” refrigerator magnet for families (see Figure 2 in paper)	Informational letter to local primary care providers, paediatricians, family practitioners, and advanced practice nurses	“Germ Unit” curriculum and materials including Germ models and Glo Germ	ers responsible for encouraging use of gel and reinforcing protocol	School nurse assisted in monitoring and hand checks for adverse effects.	ure 3 in paper)	for each grade level.				
Nicholson 2014	Hand-washing with soap	Households with 5-year-olds and	Targeted 5-year-old children	Initial supply of 5 bars of free soap (90-gram Lifebuoy bars) replenished on submission of	Provision of soap and social marketing programme (Sidibe 2009) (Lifebuoy branding) to educate, motivate, and	Dedicated team of "promot-	Face-to-face in groups	"Classrooms" held in community	41 weeks	Weekly "classrooms"	Mothers were asked to provide	Technical difficulties with "soap	Registers for "classrooms" and home	Soap consumption:

Table 1. Description of interventions in included studies, using the items from the Template for Intervention Description and Replication (TIDieR) checklist (Continued)

their mothers	and their mothers as change agents to reduce incidence of respiratory infections (and diarrhoeal disease) through hand-washing using behaviour change principles (Claessen 2008), including social norms for child and mother (Perkins 2003), using fear of con-	empty wrappers. Environmental cue reminders (wall hangers, danglers) Rewards (e.g. stickers, coins, toy animals)	reward children for HWWS at key times Weeks 1 to 17: hand-washing occasions, germ education, soap's importance in germ removal Week 18 onward: encouragement of HWWS on 5 key occasions supported by environmental cues "Classrooms" for children Home visits for mothers Parents' evenings to boost morale, build networks, and run competition for adherence, assignment completion, and folder decoration Establishment of a "Good Mums" club for sharing HWWS tips	ers" delivered education and home visits. Mothers provided supplied rewards.	Individually by mother to child	buildings Home visits of households in Mumbai, India	after school and home visits HWWS encouraged 5 key occasions: after defecation, before each of 3 meals, and during bathing. Week 18 onward: hand-washing on 5 occasions for 10 consecutive days 6 weekly parents' meetings	and share hand-washing tips with other mothers, competitions held for mothers.	acceleration sensors" to measure HWWS behaviours prevented successful use.	visits where 3-week gaps in attendance triggered supervisors to ask participants to resume or be withdrawn Monitoring of soap resale on open market by use of unique identifiers on soap wrappers and twice weekly checks in local shops Collection of used soap wrappers as	IG versus CG: 235 g versus 45 g
---------------	--	--	--	---	---------------------------------	---	---	--	--	--	--

Table 1. Description of interventions in included studies, using the items from the Template for Intervention Description and Replication (TIDieR) checklist (Continued)

			ami- nation and disgust (Curtis 2001), peer pres- sure (Sidibe 2003), morale boost- ing, and net- work- ing sup- port		Rewards provided by mothers.						soap con- sump- tion measure		
					Children encouraged to advocate HWWS within families be- fore meals.								
					Establishment of so- cial norms for child and mother with pledges in front of peers								
Pande- jpong 2012	3 ac- tive in- terven- tions (no con- trol) differ- ent time- inter- val ap- plica- tions of al- cohol hand gel A. Every 60 min	Preschool Tar- geted preschool class- es (stu- dents and teach- ers) and their par- ents	Targeted preschool children who can have high infec- tion rates in ILI; have close inter- action so at risk of air- borne, droplet, and	1 container of alcohol hand gel per class- room (active in- gredients: eth- yl alcohol, 70%; chlorhexidine gluconate, 1%; Irgasan (tri- closan), 0.3%) Cost of hand gel every 60 minutes was USD 6.39 per child per 12- week period	Teachers instructed to: assist each child with dispensing hand gel at required time interval, store hand gel prop- erly, and refill gel as needed. Monitoring of hand gel use at specified times	Teach- ers su- per- vised, stored, and re- filled hand gel. In- struc- tions to teach- ers pre- sum- ably pro- vided	Face- to- face to schools, teach- ers and child- ren Indi- vidual assis- tance to child- ren with hand gel	Kinder- garten school in Bangkok, Thai- land	12 weeks overall 1 pump of gel per child per dis- infection round at 1 of 3 time in- tervals of school day: A. every 60 min B. every 120 min	None de- scribed.	Stu- dents whose fami- lies de- clined to par- tici- pate were not asked to use alcohol hand gel. These stu- dents re-	2 re- search assis- tants moni- tored hand gel use every 60 or 120 minutes for the duration of study. Class- room teachers were re- quired to co-	Report- ed that adher- ence was ensured for each interven- tion group Cost of hand gel every 60 minutes was USD 6.39 per child per 12-week period.

Table 1. Description of interventions in included studies, using the items from the Template for Intervention Description and Replication (TIDieR) checklist (Continued)

			contact transmission; and are of increasingly younger ages through hand gel as a single strategy of convenient and effective disinfection	Leaflet describing risk factors for ILI for each family		by researchers.	Leaflets given to each family.		C. once only before lunch, the school standard for hand hygiene		mained in their classrooms and continued to follow the school standard for hand hygiene.	sign after each disinfection round.	
	B. Every 120 min						Leaflets distributed through school.						
	C. Once before lunch						Monitoring of use by 2 research assistants						
Priest 2014	Hand sanitiser provision (in addition to hand hygiene education session also provided to control group)	Primary schools and their students, teachers, and administrative staff	Reduce person-to-person community transmission of infectious disease by targeting improved	“No touch” dispensers (> 60% ethanol) for each classroom that dispensed dose when hands were placed under an infrared sensor Supply of top-up sanitiser as needed	Dispensers installed into each classroom. Teachers asked to ensure that the children used sanitiser at particular times and to oversee general use (McKenzie 2010). Weekly classroom visits to top-up of	School liaison research assistants topped-up sanitiser. Teachers	Installation of dispensers to classrooms Supervision of children by teachers delivered	City schools in New Zealand	20 weeks (2 school terms) Sanitiser to be used by students at least after coughing/sneezing, blowing their nose,	Children were able to use the sanitiser at any time they wished as well as at key times (McKenzie 2010).	Change of sanitiser after week 10 to flavourless type of the same % ethanol in 41 of 396 classrooms	Weekly classroom visits by school liaison research assistants who recorded quantity of sanitiser used	100% dispensing 45 mL per child Average hand sanitiser dispensed/child for 34 schools: 94 mL

Table 1. Description of interventions in included studies, using the items from the Template for Intervention Description and Replication (TIDieR) checklist (Continued)

			and additional hand hygiene of school children through supervised hand sanitiser provision as an alternative to improving and maintaining bathroom facilities		sanitiser and measure quantity used		30-minute in-class hand hygiene education session provided (also to control group) plus instruction in hand sanitiser use.		face-to-face individually and as a class.		and as they leave for morning break and for lunch break.		(10% (in 9 of 34 schools) due to children tasting it when eating, affecting use.	Total amount of sanitiser per classroom was measured.	adherence defined as dispensing a volume equivalent to at least 45 mL per child of hand sanitiser solution over the trial period.	Median classroom difference in sanitiser usage between first 10 weeks and second 10 weeks amongst classes that switched products was 220 mL.
Ram 2015	Soap and intensive hand-washing promotion	Household compounds and its householders (adults and children) that	Reduce household transmission of ILI and influenza by promoting hand-	Hand-washing station in central location of each compound using: large water container with a tap; plastic case for soap;	Hand-washing station in each compound	Intervention staff arranged provision of hand-washing station and pre-	All elements delivered face-to-face but at compound (facilities), group (ed-	Household compounds in a rural area of Bangladesh consisting of several house-	Initiation of intervention within 18 hours of study enrolment, then daily visits until 10 days follow-	Daily surveillance included observation of individual hand-washing rein-	None described.	Daily surveillance of facilities and reinforcement and modelling of hand-washing be-	Soap present for at least 7 days in all compounds and on all 10 days in 133 compounds (74%).			

Table 1. Description of interventions in included studies, using the items from the Template for Intervention Description and Replication (TIDieR) checklist (Continued)

had a householder with ILI	washing in households with householders with ILI as other householders who are well are at highest risk of exposure due to crowded and poorly ventilated homes.	bar of soap. Cue cards depicting critical times for hand-washing: after coughing or sneezing; after cleaning one's nose or child's nose, after defecation; after clearing a child who has defecated; before food preparation or serving; before eating.	ing health and non-health benefits of hand-washing with soap and identification of barriers and proposed solutions to hand-washing with soap Daily surveillance including weighing of soap and replacing if ≥ 20 g and resupply of water in container if needed Posting of cue cards Asking householders to demonstrate hand-washing with soap technique	sumably provided education. Intervention staff conducted daily surveillance and reinforcement visits.	ucation), and individual levels (reinforcement). Intervention staff conducted daily surveillance and reinforcement visits.	holds with common courtyard, shared latrine, water source, and cooking facilities	ing resolution of index case patient's symptoms Day 1 set up of hand-washing station	forcement and modeling as needed.	aviours including observed hand-washing Cue cards in common areas of courtyard Presence or absence of soap during each of first 10 days of surveillance from 180 household compounds Patterns and amount of soap use measured.[20]	Soap and water together were present 7 or more of first 10 days in 99% of compounds, with water and soap observed together on all 10 days in 99 compounds (55%) Soap consumption per capita: median: 2.3 g maximal: 5 g (on Day 7)
----------------------------	---	--	--	--	---	---	---	-----------------------------------	---	---

Followed constructs of Social Cognitive Theory and the Health Belief Model (Glanz 2008)

Table 1. Description of interventions in included studies, using the items from the Template for Intervention Description and Replication (TIDieR) checklist (Continued)

													and behaviour change communication using social marketing concepts
Roberts 2000	Education about infection control measures, hand-washing, and aseptic nose wiping	Child-care centres and their staff and children	Reduce transmission of respiratory infections in child-care centres through improved infection control procedures	GloGerm (GloGerm, Moab, UT, USA) Newsletters to staff Songs and rhymes on hand-washing Plastic bags (sandwich bags available at supermarkets) to cover hand for nose wiping	Staff training in good health (developed by Kendrick 1994) and practical exercise of hand-washing with GloGerm Fortnightly visits and newsletter to reinforce training and to communicate techniques Recommended hand-washing technique as per guidelines of the time ^[21] and after toileting, before eating, after changing diaper (staff and child), and after wiping nose unless barrier used Teaching of technique to children and	Training and reinforcement activities provided by 1 of the researchers. Teachers delivered training to children based on their training.	Face-to-face in groups for training and classes and individually as needed to children or staff	Child-care centres in Canberra, Australia	8 months overall 3-hour training in evening or 1-hour during lunch for new staff after study start Duration of hand-washing: “count to 10” to wash and “count to 10” to rinse	Training for new staff provided as needed.	None described.	6-weekly adherence measured by recorded observation of recommended practice for 3 hours in the morning in each centre, graded by quantiles of frequency of recommended hand-washing by children.	Adherence was reported only in relation to analysis of outcomes. High adherence reported for nose wiping and child hand-washing.

Table 1. Description of interventions in included studies, using the items from the Template for Intervention Description and Replication (TIDieR) checklist (Continued)

					wash hands for infants									
Sando-ra 2005	Healthy Hands Healthy Families	Families with an index child in out-of-home child-care	Reduce illness transmission in the home through multifactorial campaign centred on hand hygiene education and hand sanitiser	Alcohol-based hand sanitiser: active ingredient: 62% ethyl alcohol (PURELL Instant Hand Sanitiser; GOJO Industries, Inc, Akron, OH, USA) Hand hygiene educational materials at home (fact sheets, toys, games)	Supply of hand sanitiser and hand hygiene materials Biweekly telephone calls Biweekly educational materials	Study investigator	Not stated whether materials mailed or delivered in person	Homes in USA Sanitiser use in home	5 months overall Biweekly educational materials Sanitiser dispensed 1 mL each pump.	None described.	None described.	Recorded amount of hand sanitiser used (as reported by the primary caregiver)	Median frequency of reported times of hand sanitiser use: 5.2 per day 38% used > 2 ounces of hand sanitiser per fortnight = 4 to 5 uses per day	
Savolainen-Kopra 2012 Savolainen-Kopra 2010	STOPFLU Enhanced hygiene IR1. Soap and	Office workers of office work units	Prevent transmission of respiratory infections in workplaces through enhanced hand hy-	IR1: Liquid hand soap ("Erisan Non-sid" by Farmos Inc., Turku, Finland) IR2: in addition: Alcohol-based hand rub, 80% ethanol ("LV" by Berner Inc.,	Toilets equipped with liquid hand soap (all groups) or alcohol-based hand rub (IR2). Guidance on other ways to limit transmission of infections, e.g. frequent hand-washing in office and at home, coughing, sneezing into disposable handkerchief	In collaboration with occupational health clinics servicing the corporation	In-person provision of soap or hand rub Guidance and written instructions	Office work units in corporations in Helsinki, Finland	15 to 16 months overall Monthly visits by nurse throughout	Nurses assisted with any practical problems with intervention as they arose.	None described.	Adherence assessed by an electronic self-report survey of transmission-limiting habits 3 times (more	Avoiding hand-shaking became more common and remained high in both groups. Recorded use for per-	

Table 1. Description of interventions in included studies, using the items from the Template for Intervention Description and Replication (TIDieR) checklist (Continued)

	water wash		giene with behavioural recommendations to reduce transmission by droplets during coughing or sneezing	Helsinki, Finland)	or sleeve, avoiding hand-shaking	Special- ly trained re- search nurse provided guidance and visited work- er clus- ters through- out inter- ven- tion period.	given per- sonal- ly.					New em- ploy- ees re- ceived guid- ance on hand hy- giene and habits.	details in proto- col).	son- al use small- er than predict- ed use based on hand hygiene instruc- tions.	Soap or disinfect- ant use per partici- pant:
	IR2. Alco- hol-based hand rub			Bottles of hand hygiene prod- uct (free of charge) to be used at home and in the office (IR2).	Visits to work clus- ters and monitoring of materials avail- ability	Monthly electronic “information spot” about viral diseases for motivation to maintain hygiene habits	Face- to-face vis- its by study nurse						Use of soap (IR1) and alco- hol-based disinfect- ant (IR2) for personal use was record- ed.		IR1: 6.1 IR2: 6.9
				Written instruc- tions on hy- giene for fur- ther reference	Adherence activities								Study nurse checked avail- ability of soap and alcohol rub.		
Steb- bins 2011	“WHACK the Flu” (hand sanitiser and training in hand and respi- rato-	Ele- men- tary schools and their stu- dents and home- room teach- ers	Tar- geted school- aged chil- dren as impor- tant sources of in- fluenza trans- mis- sion	Hand sanitiser dispensers with 62% alco- hol-based hand sanitiser from PURELL (GOJO Industries, Inc, Akron, OH, USA) automatical- ly dispensing 1 dose	Delivery of grade- specific presenta- tions on “WHACK the Flu” concepts and proper hand-wash- ing technique and sanitiser use:	Project staff provid- ed edu- cation.	Face- to- face at schools, pre- sum- ably as a group in classes	Ele- men- tary schools (Pitts- burgh, USA)	Whole inter- vention over 1 inflen- za sea- son	En- cour- aged to wash hands or use addi- tional doses of hand sanitiser, or	None report- ed.	Monthly teacher surveys of ob- served NPI-re- lated be- haviour in their students before, during, and after inflen-	Teacher surveys of ob- served class- room NPI be- haviour indicat- ed suc- cessful adop- tion and mainte-		

Table 1. Description of interventions in included studies, using the items from the Template for Intervention Description and Replication (TIDieR) checklist *(Continued)*

	ry hygiene)	through improved cough etiquette and hand hygiene in schools including sanitiser as potential inexpensive non-pharmaceutical interventions	and mouth; (C)over your coughs and sneezes; and (Keep your distance from sick people (provided URL no longer active) Desired frequency of hand wash use taught to student (see When and how much) Installation of hand sanitiser dispensers Refresher training at each school Reinforcement of message and monitoring of sanitiser	forced message and monitored proper use of sanitiser.	in each classroom and all major common areas.	sanitiser dispensers One-off 45-minute education presentation and one-off refresher training at onset of influenza season Goal of use of 1 dose (0.6 mL) of sanitiser 4 times per day[22]	both, as needed	za season Measurement of hand sanitiser use at 2-week intervals throughout the intervention period	nance of behaviours throughout influenza season. Average sanitiser use: 2.4 times per day		
Talaat 2011	Intensive hand hygiene campaign	Schools and their students, teachers, and parents	Reduce or prevent transmission of influenza viruses amongst children Soap supplied as needed. Grade-specific student booklets each including a set of 12 games and fun activities that promoted hand-washing	Establishment of a hand hygiene team in each school Provision of hand hygiene activities: weekly exercises (e.g. games, aerobics, songs, experiments); school activities, (e.g. obliga-	Hand hygiene team (3 teachers from social studies, arts, and	Delivered face-to-face in groups and individually Elementary schools (grades 1 to 3) in Cairo, Egypt In school	12 weeks overall Weekly hand hygiene campaign activities	Soap and hand-drying material provided by school administration if chil-	None described.	Observation by social workers of hand hygiene activities, availability of soap and drying material,	About 93% of the students had soap and drying material available.

Table 1. Description of interventions in included studies, using the items from the Template for Intervention Description and Replication (TIDieR) checklist (Continued)

through intensive hand hygiene intervention campaign	<p>Hand hygiene activities materials including:</p> <ul style="list-style-type: none"> games (e.g. how to escape from the germs); puzzles; soap activities (e.g. soap drawing); song specially developed to promote hand hygiene <p>Teachers' guidebook including detailed description of the students' activities and methods to encourage students to practice these activities.</p> <p>Posters with messages to wash hands with soap and water upon arriving at school, before and after meals, after using the bath-</p>	<p>tory hand-washing under supervision, morning broadcast, parent meetings, students-parents information transfer);</p> <p>specific school initiatives: (e.g. competitions and awards, hand-washing committee, school trips to soap factory and water purification plant)</p> <p>More details in Table 1 of paper</p> <p>Song played regularly.</p> <p>Social worker weekly visits</p> <p>Distribution of flyers to parents</p>	<p>sports and the school nurse) ensured that all pre-designed activities for the hand hygiene campaign were implemented.</p> <p>6 independent social workers visited the schools.</p>	<p>environment and classrooms</p> <p>Poster near sinks in classrooms and on playground</p>	<p>Weekly visits by social workers</p> <p>Twice-daily obligatory supervised hand-washing required by students for about 45 seconds, followed by proper rinsing and drying with a clean cloth towel.</p>	<p>dren did not bring their own as was the custom or families could not afford it.</p> <p>Schools could create own motivating activities such as selecting a weekly hand hygiene champion, developing theatre plays, and launching school contests for</p>	<p>and students' hand-washing during the day</p> <p>Schools created own activities to improve adherence.</p>	<p>All but 2 intervention schools "had a rigorous system of ensuring that school-children were washing their hands at least twice daily".</p>
--	--	---	---	--	---	--	--	---

Table 1. Description of interventions in included studies, using the items from the Template for Intervention Description and Replication (TIDieR) checklist (Continued)

				room, and after coughing or sneezing.						drawings and songs.		
				Informational flyers for parents reinforcing the messages delivered at the schools.								
Teasing 2021 (additional sources: Teasing 2020a and Teasing 2020b)	HANDSOME multi-modal nursing home HH adherence intervention	Change hygiene policy and individual HH behaviour of nurses through multi-modal intervention designed specifically for nursing homes based on literature, interviews at nurs-	Materials for lessons about WHO-defined 5 moments for HH ^[23] using HANDSOME novel method: 'Room In' (moment 1), 'Room Out' (moments 4 and 5 combined), 'Before Clean' (moment 2), and 'After Dirty' (moment 3) ^[24]	See Table 1 of Teasing 2020a and Teasing 2020b for more details	Meeting and materials provided by researcher	Face to face in groups (management and nursing staff)	In residents' rooms or other areas of 2 units each of 33 Dutch nursing homes with ≥ 3 nurses providing intense psychogeriatric and/or somatic care to geriatric residents	4 months (Jan to Apr 2017)	Persuasive communication used to encourage continuing when NH wanted to stop	None described, except that process was iterative in response to feedback from individual nursing homes	Unobtrusive HH direct observation disguised as registering of frequency of health care activities recorded on computer tablet (see Figure 2 in Teasing 2020a and Table 3 of Teasing 2020b)	HH compliance (12 m/f u) IG: 36% CG: 21% (OR 2.28, CI 1.67 to 3.11) HH compliance increased more for IG than CG for each WHO-defined moment, except for moment 2
			Nurse's watches and certificates earned on completion of e-learning	1. Policy change: - management meeting (with senior nursing home manager, infection prevention specialist, and facilities manager), - personal hygiene rules - HH materials audit	Study team member delivered 3 live lessons with involvement of senior NH manager	Lessons in groups of maximums of 18/ session	On-line individual e-learning	Management meeting (45 to 60 min)	When < 3 nurses working at the unit, either the observers continued obser-			
			Paint for washing hands exercise	2. Nursing staff interventions (The New Way of Working)				Personal hygiene policy presentation (10 min)				
				i) 3 live lessons: a. introduction of HANDSOME/WHO HH moments; teaching and discussion re HH when handling medication, food,				Live lessons: 1 (20 min) 2 (30 min)				
					Senior NH man-							

Table 1. Description of interventions in included studies, using the items from the Template for Intervention Description and Replication (TIDieR) checklist (Continued)

ing homes and intervention mapping principles, the principle of repetition and informal discussions with members of over 20 nursing home organisations in an iterative process	28 stickers representing barriers to HH in 4 themes (facilities, forgetting, choosing not to do HH, and the telephone)	laundry; when to use hand sanitiser/soap/gloves. Team HH goal-setting;	agers involved in delivery of aspects, including a lesson on NH personal hygiene policy between lessons 1 and 2	Meetings on-site	3 (40 min) given multiple times on 1 day	ations at an additional ward (who also received the intervention) or they stopped observing	HH occurred immediately before (moments 1 and 2) or after (moments 3, 4 and 5) a HH opportunity without touching another object (e.g. door handle) and only if hand sanitiser or soap, water and paper towel used	Estimated attendance at lessons: varied per unit: 23% had < 50% attending at least 1 lesson, 18% had 50% to 74% attendance at least 1 lesson and 59% had > 75% attendance at least 1 lesson (n = 22).
See protocol for more details of intervention mapping process using	E-learning materials including videos modelling knowledge, guided practice and promotion of active learning	b. make inventory and solutions for barriers to HH adherence; and	Nurses and doctors in training provided adherence observation and assessment	Lessons on-site and online	E-learning: 5 to 10 min each	Adherence observer training: 2 to 3 days	Hand-related personal hygiene ^[28] for each nurse according to Dutch guidelines ^[29] 1 / every	
	10 posters (multiple copies, new one each month)	c. exercise washing hands with paint to see where missed; teaching how to disinfect hands		Posters throughout NH	Adherence observation: during observation hours (8 am to 1.30 pm, weekdays)			
	Prize for photo competition	ii) e-learning: introduction and 7 lessons showing: <ul style="list-style-type: none"> - correct/incorrect HH behaviour - common HH actions - when to use gloves - food and medication preparation 						
	NH certificate of good HH	Quizzes: <ul style="list-style-type: none"> iii) reminder posters hung throughout NH showing large picture of hands and text: "Did you remember to wash your hands?" (in Dutch') iv) photo competition: prize for best photo of hands 						
	Small bottle of hand sanitiser for lesson participants							



Table 1. Description of interventions in included studies, using the items from the Template for Intervention Description and Replication (TIDieR) checklist (Continued)

determinants and methods to develop strategies for intervention components	See website (www.zorgvoorbeter.nl/hygiene/handhygiene-verbeteren-verpleeghuis) for materials (in Dutch) used for intervention: ^[25]	3. Arts and craft project for residents involving hands that NH displays	needed to be opened before leaving the room; for these instances, HH should take place at the end of action	nurse / day		
	- Manual (84p)	Adherence recording procedures			Attendance at live lessons and e-learning was recorded	
	- E-learning module	Provision of hand sanitiser to lesson participants				Participants asked if HH policy information received and if posters seen
	- PowerPoint presentation and script	Provision of good HH certificate to NH if higher than average adherence				
	- Assignments	Provision of nurse's watch on completion of e-learning				
	- Awareness activities	Provision of adherence observers training				
	- Audit materials	Adherence recording application and computer table				
	- Policy materials	Adherence observer training materials using method adapt-				
	- Posters					

Table 1. Description of interventions in included studies, using the items from the Template for Intervention Description and Replication (TIDieR) checklist (Continued)

ed from a study in Dutch hospital[26]; videos and case studies and examination using videos from Hand Hygiene Australia[27]

[1] World Health Organization. (2012). Hand hygiene in outpatient and home-based care and long-term care facilities: a guide to the application of the WHO multi-modal hand hygiene improvement strategy and the “My Five Moments For Hand Hygiene” approach. World Health Organization. apps.who.int/iris/handle/10665/78060 (accessed 15 June 2022)

[2] Moment 1 (before touching a resident) = Room In; Moment 4 (after touching a resident) and Mo-

Table 1. Description of interventions in included studies, using the items from the Template for Intervention Description and Replication (TIDieR) checklist (Continued)

ment 5 (after touching a resident's surroundings) = Room Out; Moment 2 (before a clean/antiseptic procedure) = Before Clean; Moment 3 (after body fluid exposure risk) – After Dirty

[3] Handsome: handhygiëne in verpleeghuizen.: Zorg voor beter; 2019 May 03. URL: www.zorgvoorbeter.nl/handsome (accessed 7 June 2022)

[4] Veiligheid en Kwaliteit: Project Handen uit de Mouwen.: Stichting Samenwerkende Rijnmond Ziekenhuizen

[5] Auditor training.: Hand Hygiene Australia URL: www.ha.org.au/audits/auditor-training (accessed 7 June 2022)

Table 1. Description of interventions in included studies, using the items from the Template for Intervention Description and Replication (TIDieR) checklist (Continued)

Temime 2018	Multifaceted hand hygiene programme (including alcohol-based hand rub)	Nursing home staff, residents, visitors and external care providers have an increased risk of person-to-person transmission of pathogens, and HH is a simple and cost-effective tool for infection control; however, compliance with HH is poor in nurs-	Nursing homes and residents, staff, and visitors and external providers have an increased risk of person-to-person transmission of pathogens, and HH is a simple and cost-effective tool for infection control; however, compliance with HH is poor in nurs-	Dispensers and pocket-sized containers of hand rub solution Posters promoting hand hygiene Developed local HH guidelines eLearning module on infection control and HH training with online quizzes requiring sufficient performance	Facilitated access to hand rub solution Campaign to promote HH with posters and event organisation Formation of local work groups in each NH Development of local HH guidelines Staff education using eLearning Monitoring of quantity of hand rub solution used	Same nurse provided HH training for all NHs. Provision of hand rub by NH Local work group developed guideline. eLearning module and posters presumably developed by research team.	Provision of materials face-to-face Education and quizzes via eLearning	Nursing homes in France	1 year overall One-off provision of hand rub One-off eLearning repeated if unsatisfactory performance.	If staff did not score sufficiently on online quiz, they were invited to repeat the eLearning.	None described.	Estimated mean amount of hand rub solution used per resident per day assessed as proxy for HH frequency, based on quantity of hand rub solution bought by NH (which was routinely monitored in all the NHs).	Hand rub solution used: baseline quantity of consumed hand rub solution was 4.5 mL per resident per day. Over the 1 year, mean quantity consumed was significantly higher in intervention NH (7.9 mL per resident per day) than control (5.7 per resident per day).
-------------	--	--	--	--	---	---	--	-------------------------	--	--	-----------------	--	---

Table 1. Description of interventions in included studies, using the items from the Template for Intervention Description and Replication (TIDieR) checklist *(Continued)*

			ing homes.										
Turner 2004a	3 active interventions (no control)	Healthy volunteers	Assess the residual virucidal activity of organic acids used in currently available over-the-counter skin products for the prevention of experimental rhinovirus colds	1.7 mL of hand products: A. 62% ethanol, 1% ammonium lauryl sulphate, and 1% Klucel) B. 3.5% salicylic acid, or vehicle containing C. 1% salicylic acid and 3.5% pyroglyutamic acid	Disinfection of hands then application of test product then allowed to dry. 15 min later, fingertips of each hand contaminated with 155 TCID ₅₀ of rhinovirus type 39 in a volume of 100 µL. Hands air-dried for 10 min. Intentional attempted inoculation with virus by contact with fingers, conjunctiva, and nasal mucosa with fingers of right hand. Left hand eluted in 2 mL of virus-collecting broth.	Re-searchers	Face-to-face individually	Communities in Manitoba, Canada	1.7 mL of product applied. See What for timing	Not described	Not described	Not described	Not described
Turner 2004b	2 active interventions (no control)	Healthy volunteers	Assess the residual virucidal activity of organic acids	Skin cleanser wipe containing: A. 4% pyroglyutamic acid formulated with 0.1% benzalkonium chloride B. 62% ethanol	Application of product to hands with towelette then allowed to dry. 15 min later, fingertips of each hand contaminated with 106 TCID ₅₀	Re-searchers	Face-to-face individually	Communities in Manitoba, Canada	Dose not reported; see What for timing Additional group	Not described	Not described	Not described	Not described

Table 1. Description of interventions in included studies, using the items from the Template for Intervention Description and Replication (TIDieR) checklist *(Continued)*

	Skin cleaner wipe product:		used in currently available over-the-counter skin products for the prevention of experimental rhinovirus colds		of rhinovirus type 39 in a volume of 100 µL.		Intentional attempted inoculation with virus by contact with fingers, conjunctiva, and nasal mucosa with fingers of right hand.		Left hand eluted in 2 mL of virus-collecting broth.		challenged 1 h after application; final group challenged 3 h after application (remained at study site and not allowed to use or wash hands between).		
	A. Pyroglytamic acid												
	B. Ethanol												
Turner 2012	Antiviral hand lotion	Healthy adults	Reduce rhinovirus infection and illness through hand disinfection with ethanol and organic acid sanitizer	Lotion containing 62% ethanol, 2% citric acid, and 2% malic acid Daily diary	Provision of lotion and instructions for use Meetings with participants to check compliance	Staff of study site presumably supplied lotion. Study site staff met with participants.	Face-to-face and presumably individually, but not specified	Study site at university community in the USA	9 weeks Every 3 hours whilst awake and after hand-washing for 9 weeks Compliance meetings	None reported.	None reported.	Self-reported daily diary of time of each product application Twice weekly for 5 weeks then weekly meetings with	“All subjects ... applied at least 90% of the expected amount of hand treatment” (p. 1424)

Table 1. Description of interventions in included studies, using the items from the Template for Intervention Description and Replication (TIDieR) checklist (Continued)

									twice weekly for first 5 weeks then weekly meetings with participants			participants to reinforce compliance with treatment					
Yeung 2011	Multifaceted hand hygiene programme (including alcohol-based hand rub)	Long-term care facilities and their health-care workers	Promote use of alcohol-based hand rub by staff in LTCFs as an effective, timely, and low-irritant method of hand hygiene in a high-risk environment	Free supply of pocket-sized containers of alcohol-based antiseptic hand rub (either WHO formulation I (80% ethanol) or II (80% propanol) carried by each HCW (supplier: Vickmans Laboratories)	Provision of materials	Provision of hand hygiene seminars to HCWs covering: indications, proper method, and importance of antiseptic hand rubbing and washing according to WHO 2006a) guidelines	Study team delivered the materials, seminars, and observer training.	Delivered face-to-face and individually for hand rub and pens; not described if education was individually or by group, but seminar implies as a group	LTCFs in Hong Kong	7 months overall	Replacement of hand rub as required	As adherence dropped off in the middle months, the feedback session was delivered.	Direct observation of HCW adherence to hand-washing and antiseptic hand rubbing (recorded separately and anonymously) during bedside procedures or physical contact with residents	90% attendance of seminars	Hand rubbing with gel increased significantly from 1.5% to 15.9%.	Hand-washing decreased significantly from 24.3% to 17.4%.	Control: 30%
				Replacement hand rub as required	Provision of feedback session		Administrative staff of LTCF provided replacement hand rub and communicated with HCWs.		Posters posted in common areas.	Initial 2-week intervention period, then 7 months of hand rub provision and reminders							
				Hand hygiene seminar content	Direct, unobtrusive observation of hand hygiene adherence				Adherence observations occurred in common rooms and resident rooms but not bathing or toi-	3 identical seminars at start of intervention; each staff member to attend once			3300 hand hygiene opportunities during				
				Reminder materials (3 to 5 posters and specially designed ball-point pens)	Training of observation staff												

Table 1. Description of interventions in included studies, using the items from the Template for Intervention Description and Replication (TIDieR) checklist (Continued)

to HH materials (Zomer 2013a) and compliance of their DCC caregivers to hand hygiene guidelines based on socio-cognitive and environmental determinants of caregivers' HH behaviour ^[30] (Zomer 2013b)	Reminder posters and stickers for children and DCC caregivers	Provision of training about RIVM 2011 for mandatory HH ^[31]	training.	training not specified.	3 training sessions with 1-month interval		Survey of DCC caregivers	in 94%, 89%, 86%, and 45% of intervention DCCs.
	Training materials including booklet	Distribution of training booklet			2 team training sessions		HH guidelines compliance observed at 1, 3, and 6 months' follow-up:	Posters used in 86%, stickers in 74%.
		Team training sessions aimed at goal-setting and formulating HH improvement activities (Erasmus 2011; Huis 2013)					no. of HH actions/no. of opportunities	DCC survey results: 79% attended at least 1 training session; 77% received HH guidelines booklet.
								HH compliance at 6 months: IG: 59% vs CG: 44% (Zomer TP, et al,

Table 1. Description of interventions in included studies, using the items from the Template for Intervention Description and Replication (TIDieR) checklist (Continued)

														unpublished data)
														All intervention DCCs received guidelines training; all but 2 received at least 1 team training.
Hand hygiene and masks														
Aelami 2015	Hygienic education and package	Religious pilgrims	Prevent influenza-like illness by reduced infection transmission through personal hygiene measures	Hygiene package of: alcohol-based hand rub (gel or spray) surgical masks soap paper handkerchiefs user instructions	Not clearly described, but it appears that packages may have been distributed by trained physicians before departure to or on site of country of pilgrimage	Not specifically described	Not described, but it appears that packages were distributed face-to-face and individually	Not described if before departure (from Iran) or on site (in Saudi Arabia)	One-off during Hajj season	Not described	Not described	Not described	Not described	None described
Aiello 2010	2 active in-	Students living	Reduce the	7 face masks (standard medical procedure	Weekly supply of masks through student mailboxes	Not described, except	Education via email	University resi-	One-off education, 6	Mask wearing	University spring	Weekly web-based	Average mask use	

Table 1. Description of interventions in included studies, using the items from the Template for Intervention Description and Replication (TIDieR) checklist *(Continued)*

Interventions:	in university residences	incidence of and mitigate ILLI by use of non-pharmaceutical interventions of personal protection measures	masks with ear loops TEC-NOL procedure masks; Kimberly-Clark)	Provision of basic hand hygiene education through an email video link, the study website, and written materials; instruction to wear mask as much as possible; education in correct mask use, change of masks daily, use of provided re-sealable bags for mask storage and disposal	education provided via study website (URL not provided)	and study website; provision of masks and sanitiser in person to residences	dence halls in the USA	weeks (excluding spring break) of face mask and/or hand hygiene measures which commenced at “the beginning of the influenza season just after identification of the first case of influenza on campus” (p.496).	during sleep optional and encouraged outside of residence.	break occurred during weeks 4 and 5 of the study, with most students leaving campus and travelling; they were not required to continue protective measures at that time.	student survey included: self-reported average number of times hands washed/day and average duration of hand-washing to obtain composite “optimal hand-washing” score (at least 20 s ≥ 5/day); average no. of mask hours/day/week; average hand sanitiser use/day/week and amount used.	hours/day: FM + HH 2.99 versus FM 3.92 Average hand-washing times/day: FM + HH 6.11 versus FM 8.18 vs control group 8.75 Daily washing seconds/day: FM + HH 20.65 versus FM 23.15 vs control 22.35 Hand sanitiser use times/day: Trained staff	
A. Face mask (FM)			7 re-sealable plastic bags for mask storage when not in use (e.g. eating) and for disposal										
B. Face mask and hand hygiene (FM + HH)		Alcohol-based hand sanitiser (62% ethyl alcohol in a gel base, portable 2-ounce squeeze bottle, 8-ounce pump)		Provision of replacement supplies which students signed for upon receipt	“Trained staff” for compliance monitoring								
		Hand hygiene education (proper hand hygiene practices and cough etiquette) via emailed video, study website, written materials detailing appropriate hand sanitiser and mask use			Study-affiliated residence hall staff provided replacement supplies.			Replacement supplies provided as needed.					

Table 1. Description of interventions in included studies, using the items from the Template for Intervention Description and Replication (TIDieR) checklist (Continued)

													in residence hall common areas observed silently and anonymously improper mask use, instances of hand sanitiser use.	FM + HH: 5.2 versus FM 2.31 vs control 2.02	No. of proper mask wearing participants/hour of observation:	FM + HH 2.26 versus FM 1.94
Aiello 2012	2 interventions: A. Face mask (FM) B. Face mask and hand sanitiser (FM + HH)	Students living in university residences	Prevent ILI and laboratory-confirmed influenza by use of non-pharmaceutical interventions of personal protection	Packets of 7 standard medical procedure masks with ear loops (TEC-NOL procedure masks, Kimberly-Clark, Roswell, GA, USA) and plastic bags for storage during interruptions in mask use (e.g. whilst eating, sleeping) and for daily disposal	Intervention materials and educational video provided. Supply of masks and instructions on wearing Provision of replacement masks or sanitisers as needed on site	Trained study staff available at tables in each residence hall for surplus masks and sanitiser and for observing compliance	Hygiene packs delivered to student mailboxes; face-to-face supply also available	University residence halls in the USA	One-off educational video at start Weekly supply of hygiene packs Masks to be worn at least 6 hours/day	Students encouraged but not obliged to wear masks outside of residence hall.	1-week university spring break during the study when majority of students left campus	Weekly student survey including compliance (e.g. masks hours/day, frequency and amount of sanitiser use, number of hand washes/day, duration of hand-	Self-reported mask wearing: no significant difference Sanitiser use: significantly more in FM + HH than FM or control groups			

Table 1. Description of interventions in included studies, using the items from the Template for Intervention Description and Replication (TIDieR) checklist (Continued)

				measures (e.g. face masks and hand hygiene)	Hand sanitizer (2-ounce squeeze bottle, 8-ounce pump bottle with 62% ethyl alcohol in a gel base)					Study staff available onsite with replacement supplies as needed for duration of intervention (6 weeks, excluding spring break)		washing (seconds)	More results in S1 of paper.	
					Replacement face masks and hand sanitiser							Observed compliance completed by trained study staff who daily and anonymously observed mask wearing in public areas of residences.	Staff observed an average of 0.0007 participants properly wearing a mask for each hour of observation.	
					Educational video: proper hand hygiene and use of standard medical procedure face masks									
Cowling 2009	2 active interventions in addition to control of lifestyle education:	Householders with index patient with influenza	Reduce transmission of influenza in households through personal protective measures	A. and B.	Liquid soap for each kitchen and bathroom: 221 mL Ivory liquid hand soap (Proctor & Gamble, Cincinnati, OH, USA)	Home visits	Trained study nurse provided interventions.	Face-to-face to householders	Households in Hong Kong	Initial home visit scheduled within 2 days (ideally 12 h) of index case identification.	Not described	Not described	Monitoring of adherence during home visits	Most initial visits completed within 12 h.
	A. Enhanced hand hygiene				Alcohol hand rub in individual small bottles (100 mL) WHO recom-	HH: education about efficacy of hand hygiene				Further home			Evaluation of adherence on final visit by interview or self-	Intervention groups "reported higher adherence ... than the
						Demonstration of proper hand-wash-								

Table 1. Description of interventions in included studies, using the items from the Template for Intervention Description and Replication (TIDieR)

checklist	(Continued)					
giene (HH)	mended formulation I, 80% ethanol, 1.45% glycerol, and 0.125% hydrogen peroxide (Vickmans Laboratories, Hong Kong, China)	ing and antiseptis techniques		visits day 3 and 6, 7-day follow-up		report- ed prac- tices and count- ing of amount of soap and rub left in bottles and re- maining masks for FM group
B. Face masks and en- hanced hy- giene (FM + HH)	B. Adults: box of 50 surgical face masks (Tecnol–The Lite One (Kimberly-Clark, Roswell, GA, USA) to each household member or C. Children 3 to 7: box of 75 paediatric masks	+ FM: education about efficacy of sur- gical face masks in reducing disease spread to household contacts if all parties wear masks	Demonstration of proper wearing and hygienic disposal	HH: use of liquid soap af- ter every wash- room visit, sneez- ing or cough- ing, when their hands were soiled. Use rub when first re- turning home and im- mediate- ly after touch- ing any po- tential- ly conta- minated surfaces		control group. Self-re- port- ed da- ta were con- sistent with mea- sure- ments of amount of soap, alcohol hand rub, and face masks used” (p.443) (see Ta- ble 6 in paper). “Adher- ence to the hand hygiene interven- tion was slightly higher in the hand hygiene group than the face mask plus hand hy- giene group.”
		All groups: provision of education about the importance of a healthy diet and lifestyle, both in terms of illness pre- vention (for house- hold contacts) and symptom alleviation (for the index case)		FM: masks worn as often as		

Table 1. Description of interventions in included studies, using the items from the Template for Intervention Description and Replication (TIDieR) checklist (Continued)

										possible at home (except eating or sleeping) and when the index patient was with the household members outside of the household		Median masks used:	
												Index: 9	
												Contact: 4	
													More details in paper and Appendices
Larson 2010	2 active interventions in addition to control of URI education:	Hispanic households with at least 1 preschool or elementary school child	Reduce incidence and secondary transmission of URIs and influenza through non-pharmaceutical household level inter-	A. and B. 2-month supply of hand sanitiser in 8-, 4-, and 1-ounce containers: PURELL (Johnson & Johnson, Morris Plains, NJ, USA) B. 2-month supply of masks: Procedure Face Masks for adults and children (Kimberly-Clark,	Provision of materials and instructions for when to use including demonstration of use and observation of return demonstration by householder A. Mask worn when householder had: “temperature of $\geq 37.8^{\circ}\text{C}$ and cough and/or sore throat in the absence of a known cause other than influenza” (CDC definition of influenza-like illness at the time).	4 trained bilingual research assistants (RAs) with minimum baccalaureate degree and experience in community-based research;	Face-to-face to householders	Households in New York, USA	19-month follow-up Initial home visit, then at least every 2 months Sanitiser for use at home, work, and school	Change masks between interactions with person with ILL Householders' questions and misconceptions addressed	None described.	RA home visits for adherence with random accompaniment by project manager, who also made random calls to householders Telephone calls to reinforce	Sanitiser use (mean ounces/month) HH: 12.1 FM + HH: 11.6 Mask compliance was “poor”: 22/44 (50%) used within 48 hours of onset.

Table 1. Description of interventions in included studies, using the items from the Template for Intervention Description and Replication (TIDieR) checklist *(Continued)*

	sanitiser (FM + HS)	ventions	Roswell, GA, USA)	Home visits to reinforce adherence, replenish supplies and record use, answer questions	procedures were practised with each other until demonstrated proficiency	B. Telephone calls days 1, 3, 6	on home visits.	mask use	Mask users reported mean mask use of 2.				
			Replacement supplies at least once every 2 months	B. Telephone calls to reinforce mask use		Masks worn for 7 days when within 3 feet of person with ILL or no symptoms.		Used bottles or face masks, or both, monitored for usage.					
			Disposable thermometers	All groups received URI educational materials.									
			Educational materials about URI prevention, treatment, and vaccination (written in Spanish or English language)										
Simmerman 2011	2 active interventions: A. Hand-washing education and hand-washing kit (HW)	Households with a febrile, influenza-positive child	Decrease influenza virus transmission in household with a febrile influenza-positive child through promoted	A. and B. Hand-washing kit per household including graduated dispenser with standard unscented liquid hand soap (Teepol brand. Active ingredients: linear alkyl benzene sulfonate, potassium salt, and sodium lauryl ether sulphate)	A. and B. Provision of intensive hand-washing education on initial home visit to household members with 5 approaches: discussion, individual hand-washing training, self-monitoring diary, provision of soap, and provision of written materials (Kaewchana 2012) Individual hand-washing training	Study nurse conducted home visits, provided education and monitoring activities.	Education provided face-to-face as a group to household member and individually for hand-washing	In homes (in Bangkok, Thailand)	One-off provision of kits at initial home visit conducted within 24 hours of enrolment Subsequent home visits on	B. No face masks whilst eating or sleeping as impractical and could hinder breathing in ill child	None described.	Self-monitoring diary recording hand-washing frequency > 20 s and face mask use for that group Reinforcement	Reported average hand-washing episodes/day: HW: 4.7 HW + FM: 4.9 Parents had highest frequency (5.7), others (4.8),

Table 1. Description of interventions in included studies, using the items from the Template for Intervention Description and Replication (TIDieR) checklist *(Continued)*

B. Hand-washing education, hand-washing kit, and face masks (HW + FM)	use of hand-washing or hand-washing with face mask use	Replacement soap as needed	Written materials from education including pamphlets and posters attached near sinks in household.	B. Provision of education of benefits of and appropriate face mask wearing	training.	days 3, 7, and 21	Im-promptu education and training provided by nurses as questions arose.	of messages by nurses on subsequent home visits	siblings (4.3), index cases (4.1).	Average soap used/week:	Amount of household liquid soap and number of face masks used	HW: 54 mL/person	HW + FM: 58.1 mL/person	B. Mask use:	12/person/week	Mask wearing median minutes/day: 211	Parents 153,	other relations	59, index patients 35, siblings 17
		B. Box of 50 standard paper surgical face masks and 20 paediatric	face masks (Med-con company, Thailand #14IN-20AM-B-30IN)	Soap replaced as needed.		90-day supply of hand-washing supplies													
				More details (Kaewchana 2012)		30-minute education provided at initial home visit													

Table 1. Description of interventions in included studies, using the items from the Template for Intervention Description and Replication (TIDieR) checklist (Continued)

Suess 2012	2 active interventions in addition to written information:	Households with an influenza-positive index case in the absence of further respiratory illness within the preceding 14 days	Prevent influenza transmission in households through easily applicable and accessible non-pharmaceutical interventions such as face masks or hand hygiene measures	A. Alcohol-based hand rub (Sterilium, Bode Chemie, Germany) A. and B. Surgical face masks in 2 different sizes: children < 14 years (Child's Face Mask, Kimberley-Clark, USA) and adults (Aérokyn Masques, LCH Medical Products, France) Written information provided on correct use of intervention and on infection prevention (Suess 2011) (tips and information on the new flu A/H1N1) (URL provided is no longer active) Digital tympanic thermometer	A. Provision of hand rub and masks A. and B. Provision of masks only Provision of thermometer and how to use it Mask fit assessed (at first household visit) Information provided by telephone and written instructions at home visit on proper use of interventions and recommendations to sleep in a different room than the index patient, not to take meals with the index patient, etc. (Suess 2011) In-person demonstration of interventions at first home visit All participating households received general written infor-	Study personnel arranged provision of materials, rang the participants, visited the homes, demonstrated and assessed fit of masks.	Provision of materials in person to households Initial telephone delivery of information Face-to-face home visits	Households in Berlin, Germany	Over 2 consecutive flu seasons Day 1 households received all necessary material instructions. Household visits no later than 2 days after symptom onset of the index case, then days 2, 3, 4, 6, 8 (5 times) or on days 3, 4, 6, 8 (4 times) depending on the day of recruitment	Adult masks worn if masks for under 14-year-olds did not fit properly. If other household members developed fever (> 38.0 °C), cough, or sore throat, they were asked to adopt the same preventive behaviour as the index patient.	In the season 2010/11 participants also recorded number of masks per day. Participants of the MH households additionally noted the number of hand disinfections per day. Exit questionnaire about (preventive) behaviour during	Self-reported adherence with face masks, i.e. if they wore masks "always", "mostly", "sometimes", or "never" as instructed. Participation of the MH households additionally noted the number of hand disinfections per day. Exit questionnaire about (preventive) behaviour during	Face mask use (median/individual): MH: 12.6 M: 12.9 Daily adherence was good, reaching a plateau of over 50% in nearly all groups from the third day on. MH hand rub use (median): 87 mL (Suess 2011) MH mean frequency of daily hand
------------	--	---	--	--	---	--	---	-------------------------------	--	---	---	--	---

Table 1. Description of interventions in included studies, using the items from the Template for Intervention Description and Replication (TIDieR) checklist (Continued)

General written information on infection prevention	mation on infection prevention.	Hand rub use: after direct contact	the past 8 days, general attitudes towards NPI, the actual amount of used intervention materials, and, if applicable, problems with wearing	disinfection: 7.6 (SD 6.4) times per day
		with the index patient (or other symptomatic household members), after at-risk activities or contact ^[31]	face masks.	See paper and Suess 2011 for more results.
		Mask use: at all times when index patient and/ or any other household member with respiratory symptoms were together in 1 room	Used intervention material per household member was calculated by dividing the amount used per household by the number of household members.	

Table 1. Description of interventions in included studies, using the items from the Template for Intervention Description and Replication (TIDieR) checklist (Continued)

										Regular change of face masks, not worn during the night or outside the household		See paper and Suess 2011 for more details.	
Hand hygiene and surface/object disinfection													
Ban 2015	Hand hygiene and surface cleaning or disinfection	Kindergartens and the families of their students	Reduce transmission of infection in young children from contaminated surfaces or hands through hand hygiene and surface cleaning or disinfection	Antibacterial products for hand hygiene and surface cleaning or disinfection: liquid antimicrobial soap for hand-washing (0.2% to 0.3% parachlorometaxylene), Instant hand sanitiser for hand disinfecting (72% to 75% ethanol), antiseptic germicide (4.5% to 5.5% parachlorometaxylene), Bleach (4.5% to 5.0% sodium hypochlorite, diluting before use).	Provision of products to kindergartens and families Instruction of parents or guardians and teachers in hand hygiene techniques and use of antibacterial products Daily cleaning of kindergartens with products At least twice/week cleaning of homes and weekly cleaning or disinfecting of items such as children's toys, house furnishings, frequently touched objects (doorknobs,	Research team provided products and instructions and monitoring.	Materials provided to kindergartens and families in person and presumably instructions in person to families and staff.	In kindergartens (hard surfaces) and families' homes (Xi-antao, China)	1 year overall Daily hand-washing with soap before eating, after using bathroom, nose blowing, and outdoor activities Hand sanitiser carried daily.	Families and teachers could contact study management at any time as needed. Exchange of empty bottles for new ones at any time	Not described	Close contact with teachers and families for monitoring, e.g. unscheduled parents' meetings, quarterly home visits, phone interviews, and monthly cell phone messages	Consumption of products by person (mL/person/day). Liquid soap: 7.7 Sanitiser: 1.4 Bleach: 25.0 Antiseptic-germicide: 12.5



Table 1. Description of interventions in included studies, using the items from the Template for Intervention Description and Replication (TIDieR) checklist (Continued)

				use) for surface disinfecting.	Produced by Wheathfields Lohmann (Guangzhou) Company Ltd.	tables or desks), kitchen surfaces (utensils, cutlery, countertops, chopping boards, sinks, floors, etc.), bathroom surfaces (toilet, sink, floor, etc.)	Monitoring activities			Kinder-garten cleaning daily	Home cleaning at least twice/ week	Month-ly survey of consumption of products by volume, total usage, person usage		
Carabin 1999	Hygiene programme	Day-care centres and their staff and children	Reduce infections in at-risk children (under 3 years old) in DCCs with inexpensive, easily implementable and practical interventions	Hygiene materials and documents, e.g. colouring books, hand-washing posters, hygiene video-tapes	Materials for training Reimbursement of equivalent of 1 full-time educator's salary Bleach (diluted 1:10) for toy and play area cleaning	Provision of comprehensive hygiene training session to entire DCC staff, especially the educators of participating classrooms Training in recommendations for hygiene practices: i. toy cleaning ii. hand-washing technique and schedule iii. use of creative reminder cues for hand-washing iv. open window for daily period v. sandbox and play area cleaning	Training appears to have been provided by study team.	Appears staff trained as a group, i.e. "entire DCC staff"	Day-care centres in Canada	15-month trial One-off 1-day training Toy cleaning at least every 2 days Hand-washing at least after DCC arrival, after outside play, after bathroom, before lunch	Teachers to use creative reminder cues for hand-washing with children	Not described	Follow-up telephone questionnaire for DCC directors about following training recommendations	Use of materials: colouring book: 22/24 poster: 23/24 video-tapes: 18/24 staff meetings: 19/24 Increased frequency of toy cleaning: 6/24 Use of rake and shovel for

Table 1. Description of interventions in included studies, using the items from the Template for Intervention Description and Replication (TIDieR) checklist (Continued)

					Payment of salary of educator for the day to encourage participation					Open windows at least 30 min/day			sandpit: 17/24
					DCC meetings to discuss training session with all staff					Biweekly cleaning of sand-box/play area			Frequency of cleaning sandbox: 14/24
Kotch 1994	Hygiene	Caregivers at child day-care centres (CDCCs)	Develop feasible, multi-component hygienic intervention to reduce infections in children at CDCCs who are at increased risk	Hygiene curriculum for caregivers Availability of soap, running water, and disposable towels Waterless disinfectant scrub (Cal Stat) used only if alternative was not washing at all. Handouts posted in CDCC.	Delivery of hygiene curriculum to caregivers through initial training session which required demonstration of participants' hand-washing and diapering skills Local procedures: Hand-washing of children and staff Disinfection of toilet and diapering areas Physical separation of diapering areas from food preparation and serving areas Hygienic diaper disposal Daily washing and disinfection of toys,	Research team delivered training. Scrub donated by Calgon Vetrol Laboratories.	Face-to-face training and follow-up group and individually	Classrooms of child day-care centres in the USA	8 months overall 3-hour initial training session	Follow-up sessions addressed questions and local adaptations to procedures. As-required induction training	During intervention, research team encouraged directors to address physical barrier to hygiene practice, such as distance between sink and diaper-	Follow-up sessions reinforced training. Meeting with directors 5 weekly unobtrusive recorded observation by training staff	Rate of compliance to barrier modification was better in younger centres, which were more likely to have written guidelines.

Table 1. Description of interventions in included studies, using the items from the Template for Intervention Description and Replication (TIDieR) checklist (Continued)

					sinks, kitchen and bathroom floors				1 week and 5 weeks later		ing areas and sink access in rooms.		
					Daily laundering of blankets, sheets, dress-up clothes								
					Hygienic preparation, serving, and clean up of food								
					Separate training of food handlers								
					As-required induction training for new staff								
					Onsite follow-up training reinforcing adaptations, demonstrations and discussion of hygiene techniques, responding to questions, and review of handouts								
					Monthly meeting with centre directors to encourage leadership and support								
Mc-Coneghy 2017	Multifaceted handwashing and sur-	Nursing homes and their staff	Reduce exposure to pathogens	Education and launch materials	Pre-intervention: NH administrators required to:	Study personnel equipped staff with knowl-	Face-to-face interaction with staff for	Nursing homes in the USA	6 months overall: training period: 3 months	Sites could use existing comparable	2 sites re-trained to low training	Cloud-based audit and feedback system via	Online training participation rates:

Table 1. Description of interventions in included studies, using the items from the Template for Intervention Description and Replication (TIDieR) checklist (Continued)

face-cleaning intervention	and person-person transmission in high-risk facility of close environment and potentially contaminated surfaces through multifaceted intervention equipping staff to protect residents from infection within the "culture" of care	Online module for certified nursing assistants about: infection prevention, product, and monitoring "Essential bundle" of hygiene products supplied at no cost: - hand sanitiser gel and foam - antiviral facial tissues - disinfecting spray - hand and face wipes Plus additional: - 4 skin cream and wipe products iPads for compliance audits Newsletters for support during intervention	- identify a "Heroes In Prevention" champion and team - allow all staff participation in education - iPad use for staff in each floor or community - ask staff to incorporate intervention into workflow Delivery of 3 components: - education - cleaning products - compliance audit and feedback Education: Launch event for all staff to publicise programme and explain roles Intensive training of "hygiene monitors" for data collection and compliance audit and feedback tool Training of site champion Training of select group of certified	edge and tools and support. NH staff (e.g. champion, hygiene monitors, nursing assistants) delivered aspects of interventions after specific training.	planning and some aspects and delivery of products Some aspects delivered online (e.g. nursing modules, compliance auditing)	Onsite and at unit/team levels Online training	1-hour launch event 1 or 2 hygiene monitors/site 1 champion/site 1-hour online module for selected nursing assistants iPads for each community or floor Weekly teleconferences initially de-	products from another vendor and fill in any gaps with study products. New staff provided with education, as needed and came onboard. Re-training of sites with low training participation rates	participation rate. secure login to web browsers on NHs' existing computers or via iPads included weekly product consumption to get measure: weekly count of product units consumed x no. of hand hygiene occasions	> 90% for 3/5 sites, 13% and 23% for 2/5 Administrators demonstrated high fidelity in reporting measures of hand-washing (> 80% of time). Hand-washing rates in Figure 1B in paper reported as "relatively constant" and "not ideal in the first few months", but improved
----------------------------	--	--	---	---	---	---	--	--	---	--

Table 1. Description of interventions in included studies, using the items from the Template for Intervention Description and Replication (TIDieR) checklist (Continued)

					nursing assistants (online module)					creased in frequency over time.			significantly over time.
					Audit and feedback activities								
					Ongoing support during intervention:					Weekly measurement of product consumption			
					- newsletter with best practices								
					- teleconferences with each NH								
					- "onboarding" education of new staff								
Sando-ra 2008	Multi-factorial intervention, including alcohol-based hand sanitiser and surface disinfection	Elementary school and its students	Reduce transmission of infections in schoolchildren through improved hand hygiene and environmental disinfection	1 container of disinfecting wipes (Clorox Disinfecting Wipes (The Clorox Company, Oakland, CA, USA); active ingredient, 0.29% quaternary ammonium chloride compound) Pre-labeled 1.7-ounce containers of alcohol-based hand sanitiser (AeroFirst non-aerosol alcohol-based	Sanitiser and wipes provided to classroom/teacher with instructions for use. Teachers disinfected desks once daily. Hand sanitiser to be used: before and after lunch, after use of the restroom (on return to the classroom; hand hygiene with soap and water occurred in the restroom, because sanitisers were not placed there), after	Research team arranged supply of materials and instructed teachers on use. Teachers instructed in use of materials and in col-	Products provided to schools. Instruction provided face-to-face to teachers and children.	Elementary schools and their classrooms in the USA	8-week period Desks disinfected once a day.	Products replenished as needed.	None described.	Individually labelled containers collected every 3 weeks from the classroom to assess adherence.	Product usage: average wipes used/week: 897 (128 wipes/classroom/week) Average bottles of hand sanitiser used per week: 8.75 (1.25 bottles/classroom/week)

Table 1. Description of interventions in included studies, using the items from the Template for Intervention Description and Replication (TIDieR) checklist (Continued)

				foaming hand sanitiser (DEB SBS Inc, Stanley, NC, USA, for The Clorox Company); active ingredient, 70% ethyl alcohol)	any contact with potentially infectious secretions (e.g. after exposure to other ill children or shared toys that had been mouthed)	lecting empty containers and distributing new product.								Receptacle in classrooms for empty containers
Quarantine/Physical distancing														
Helsing 2021	Rapid-Cycle Re-Implementation of TRAIIning Facilities in Norway (TRAIIn) hygiene and physical distancing measures	Members of health and fitness training facilities aged 18 to 64 years not at increased risk for severe COVID-19	Enable safe opening of fitness training facilities to maintain health and fitness by reducing the risk of SARS-CoV2 transmission	Infection mitigation measures described by “Norwegian guidelines for Hygiene and Social Distancing in Training Facilities during the COVID-19 Pandemic” (in Norwegian t-i.no/wp-content/uploads/2020/04/Bransjestandard-for-sentre.pdf) See Supplementary Appendix for “Standard for COVID-19 infection preven-	Implementation of the following during regular floor training classes: - avoidance of body contact - 1 metre distance between individuals, - 2 metre distance for high intensity activities Provision of disinfectants at all workstations Requirement of HW and cleaning of all equipment by mem-	Facility employees controlled access and enforced implementation of guidelines and procedures at all times Staff present dur-	Face-to-face individualy and as a group	5 health and fitness training facilities in Oslo, Norway	3 weeks May 22nd to June 15th, 2020 Hours of access not reported; presumably the participants had unlimited access to training facility within the procedures	Masks not required, so were optional Change rooms available Access controlled to avoid overcrowding	None described	Staff monitored access and distancing No apparent measures of fidelity	None described	

Table 1. Description of interventions in included studies, using the items from the Template for Intervention Description and Replication (TIDieR) checklist (Continued)

tion measures in fitness centers during the TRAiN-study”	bers before and after use with utensils provided	ing all opening hours	for distancing	Staff monitored that distance measures were ensured
Disinfectant readily available at workstations and strategic places (reception, booking station, changing rooms, toilets, water taps used for drinking or refilling bottles)	No physical contact between participants or participants and instructors	Not reported if training needed for facility staff		Number of people attending depended on size of gym and associated changing rooms, showers and toilets. Facility to calculate the maximum number who could train at the
Rubbish cans without lids	Regular cleaning of facilities by facility employees			
Washbasin with soap or hand disinfection	Create lists of what should be cleaned and how often			
Personal microphones for instructors (i.e. not shared)	Disinfection of instructor microphones			
Infection preventive measures reminders online and via posters in facilities	Extra cleaning of frequently touched surfaces (e.g. door handles, card readers, washbasin batteries)			
	Frequent refilling at all hygiene stations			
	Avoid queuing by making sure group classes do not start and stop at same			

Table 1. Description of interventions in included studies, using the items from the Template for Intervention Description and Replication (TIDieR) checklist *(Continued)*

time and keep 15 min minimum between group classes	same time while maintaining 1 to 2 m distance, as well as toilet, shower and change room capacity
Access control by facility employees	
Closure of showers and sauna but changing rooms open	
Staff presence during all opening hours	
Removal of lids on trash cans	
Reminders of infection preventive measures	
Communication to members about changes to training for social distancing	
Advice to members to stay home if any COVID-19 related symptoms	

Table 1. Description of interventions in included studies, using the items from the Template for Intervention Description and Replication (TIDieR) checklist (Continued)

					Advice to members to avoid touching eyes, nose and mouth								
					Closure of childcare facilities								
Miyaki 2011	Quarantine from work (stay-at-home order)	Employees	Prevent spread of influenza in workplaces by quarantining workers who had a cohabiting family member with an ILI	Full wages to employee	<p>Non-compulsory asking of workers whose family members developed an ILI to stay at home voluntarily on full wages.</p> <p>Daily measuring of temperature before leaving work.</p> <p>Where symptoms were doubtful, industrial physician made judgement.</p> <p>Company doctors provided input on cancelling of stay-at-home orders as required.</p>	Health management department oversaw the procedures and decisions.	Mode of advice to employees not described.	Car industries in Japan	Stay-at-home order for 5 days after resolution of ILI symptoms or 2 days after alleviation of fever over 7.5 months	Strict standard for cancelling of stay-at-home orders described.	None described.	Recording of compliance with stay-at-home request	100% compliance to stay at home reported.
Young 2021 (additional source: Denford 2022)	Daily contact testing (DCT) with Lateral Flow Device (LFD)	Students and staff from secondary schools and further	Provide a quicker, more convenient and alternative	SARS-CoV-2 Lateral Flow Device (LFD) (Orient Gene, Huzhou, China) ^[47]	In addition to twice weekly asymptomatic testing with LFD according to national policy: students and staff who were close contacts ^[48] of students or staff members	A study worker was funded at each school but role not	Individual-ly and face to face	172 secondary government funded, residential,	March to May 2021 Daily contact testing was performed at arrival	When testing could not start immediately following iden-	None reported	Daily participation rates in IG measured per day and per participant	Testing did not occur on 15.8% of person-school-days due to school or public health

Table 1. Description of interventions in included studies, using the items from the Template for Intervention Description and Replication (TIDieR) checklist *(Continued)*

for contacts of COVID-19 cases	education colleges	testing option and policy for COVID-19 close contact testing in schools, as an alternative to self-isolation	who had a positive LFD or PCR were identified and offered daily LFD testing on arrival at school or college each morning (if asymptomatic and no household member isolating due to testing positive for COVID-19) Participants swabbed own nose (anterior nares), supervised by trained staff. Swabs tested by school staff using LFC Contacts with negative LFC attended education but were asked to self-isolate at home after school and on weekends/holidays Contacts with 5 negative tests (tests done over 7 consecutive days) including one on or after the 7th day of testing were released from self-isolation	specified School staff tested the swabs that were taken by students Study staff trained according to national NHS Test and Trace standard process supervised LFD testing	special and independent day schools and further education colleges in England	at school each morning Day 1 of testing began the day after a case was identified Testing was done over 7 consecutive days (allowing for no testing on weekends) Schools actively participate between 19 April 2021 to 27 June 2021 (considered periods of low to moderate COVID-19 incidence)	tification of a case (e.g. due to a weekend), testing could start within 3 days of case identification	Compliance was calculated / school / week, and participant type, (= sum of all study school days of individuals eligible for DCT returning a test result or already having completed follow up each day, divided by the sum of individuals eligible for DCT. Qualitative interviews conducted to understand reasons for participation and	agency directives IG participation rate: 42.4% with marked variation between schools (range 0% to 100%). See Figure 2 for non-participation reasons breakdown (e.g. testing kit unavailable, whole cohort moved to isolation). Staff more likely to participate than students.
--------------------------------	--------------------	--	---	--	---	--	--	---	--

Table 1. Description of interventions in included studies, using the items from the Template for Intervention Description and Replication (TIDieR) checklist *(Continued)*

not (re-ported separately in Denford 2022)	See Figure 2 for participation by school type breakdown “Al-though con-tacts at govern-ment-fund-ed schools with stu-dents 11–16 years old with a low pro-portion of free school meals were most likely to partic-ipate, other school types were sim-ilar, such that dif-ferences in partic-ipation related to fac-
---	--

Table 1. Description of interventions in included studies, using the items from the Template for Intervention Description and Replication (TIDieR) checklist (Continued)

													tors other than school type.” (p. 1227)
													Qualitative analysis of interviews indicated daily testing may be feasible and acceptable but needs improved communication to students and parents about rationale, test interpretation and actions (Denford 2022)
Other (miscellaneous/multimodal) interventions													
Ashraf 2020 (additional)	6 active interventions of households	Residents of households	Improve environmental	Free technologies and supplies:	Provision and delivery of supplies or installations as described in Materials column according to	540 CHW or ‘promoters’	Mostly face to face in groups and in-	Households and compounds	2 years from May 2012	CHWs identified and ad-	S: latrine pits adapted	Measured by a separate trained	CHWs visited more than planned

Table 1. Description of interventions in included studies, using the items from the Template for Intervention Description and Replication (TIDieR)

checklist	(Continued)	of vil- lage com- pounds and for some inter- ven- tions, partic- ularly preg- nant women and their infants and child- ren < 5 years	condi- tions to in- terrupt trans- mis- sion of respi- ratory pathogens and im- prove child malnu- trition there- by re- duc- ing child- hood respi- ratory illness and im- prov- ing child- hood mor- bidity based on the Inte- grated Behav- ioural Mod- el for Water Sani- tation and Hy-	W: chlorine (sodium dichloroisocya- nurate) tablets (Aquatabs, Medentech, Wexford, Ire- land) 10 L insulat- ed safe stor- age vessel (Li- on Star Plastics, Sri Lanka) with a lid and tap for drinking water per household S: Dual-pit pour flush latrines with water seals for all com- pound house- holds. Each pit had 5 con- crete rings 0.3 m high; - Pot- ties ^[34] (RFL, Bangladesh) - Sani- scoops ^[35] (lo- cally devel- oped hand-tool made for the trial for removal of faeces from compound) for households with index chil- dren	intervention type or combination. Interventions de- ployed so that they were in place before index children were born In combined inter- vention arms, the sanitation measures were delivered first, followed by hand- washing, then water treatment. Household visits and community discus- sions based on be- haviour change strat- egy by CHWs (paid a monthly stipend), in- cluding interactive sessions for develop- ing solutions to im- prove practice. Key recommendations per IG: W: children drink treated, safely stored water from ves- sel (filled vessel with added 1.33 mg tablet, wait 30 min before drinking)	who were local women and resi- dents of study vil- lages re- cruited through trans- parent mer- it-based selec- tion meth- ods and consul- tation with com- munity leaders CHWs had com- pleted mini- mum of 8 years formal educa- tion, lived within	divid- ually with some activi- ties by phone (n = 5551) of rur- al vil- lages in Gazipur, Kishore- ganj, My- mensingh and Tangail Dis- tricts in Bangladesh House- holds spread across 0.2 to 2.2 km radius Promot- er train- ing: Initial: W, S, HW: 4 days; N, WSH: 5 days; WSHN: 9 days	6 to 8 house- holds / CHW 1:12 su- pervisor to CHW ratio CHWs visited house- holds 1 / week for first 6 months, then at least 1 / fortnight CHWs met with super- visors month- ly to adapt tech- nolo- gy and behav- iour change approach- es to meet evolv- ing condi- tions CHW super- visors avail- able	dressed when team (5 to 7 / month) which re- searchers suggest may have af- fected uptake Report- ed “high adher- ence to all in- terven- tions” with “marked differ- ences in promot- ed be- haviors from the control group at both year 1 and year 2,” with 75% ad- herence in the single IG and combin- ed IGs.	any bar- riers that arose through ongo- ing di- alogue with care- givers CHWs met with super- visors month- ly to adapt tech- nolo- gy and behav- iour change approach- es to meet evolv- ing condi- tions CHW super- visors avail- able	insuf- ficient space (2% of cases) Func- tional water seals count was low (< 80% bench- mark) in ini- tial months which trig- gered a rapid re- sponse which im- proved uptake (Rah- man 2018); house- holds were using own la- trines with broken water seals in	(uni- versity gradu- ates) at regular intervals using a piori bench- marks: a) sur- veys and spot checks in 30 to 35 house- holds / IG / per month, over 20- month period; b) 5- hours of struc- tured observa- tions in 324 IG and 108 control house- holds, approx- imate- ly 15 months after in- terven- tions
sources: Ateed 2013, Lu- 2018, Par- 2018, Rah- man 2018, Uni- comb 2018)	tion, Hy- giene (WASH) and nutri- tion com- po- nents: A. Water (W) B. Sanita- tion (S) C. Hand- wash- ing (H) D. Water + sanita- tion + hand- wash- ing (WSH) E. Nu- trition F. Nu- trition + WSH (WSHN)											

Table 1. Description of interventions in included studies, using the items from the Template for Intervention Description and Replication (TIDieR) checklist (Continued)

giene ^[33] and 2 years of iterative testing and revision.	H: 2 HW stations, 1 water reservoir near kitchen (16 L) and 1 near latrine (40 L), each with basins for rinsing with a soapy water bottle (RFL, Bangladesh) and detergent sachets for index households ^[36]	S: family use double pit latrines, potty train children and how to safely dispose of faeces and clean and maintain latrines	walking distance of IG cluster and passed a written and oral examination. They attended multiple training sessions and quarterly refreshers. Training covered active listening, strategies for developing collaborative solutions and techni-	Refresh-er training: 1 day each	by cell phone as needed	paral- el with trial la- trines so pre- exist- ing la- trines were closed, vis- its by CHWs were in- creased and wa- ter-seal re- moval or break- age was dis- cour- aged	com- menced. Mea- sured: W: Pres- ence of stored drinking water with de- tectable free chlorine (> 0.1 mg/L) S: a la- trine with function- al wa- ter seal, sani- scoop accessi- bility	Similar adher- ence in single W, S, H and N IGs com- pared with WSH and WSHN S: ob- served use of la- trines: 94% to 97%; child sani- tation practices (37% to 54%) H: HW with soap in IG more common after toi- let use (67% to 74%) versus 18% to 40% in non-IGs and after cleaning child's anus (61% to 72%) but	
Interven- tion spec- ific beh- avioural objec- tives:	N: supply of lipid-based nu- trient supple- ments (LNS, Nutraset; Malau- nay, France) (for 6 to 24 months olds) 2 10g sachets per day per child; (118 kcal, 9.6g fat, 2.6g protein, 12 vitamins and 10 minerals) Cost: USD 0.08/ day 18-month shelf life Stipends for CHWs (USD 20/ month for 24	N: recommendations for exclusive breast- feeding up to 180 days and maternal and infant nutrition to mothers and in- dex children; intro- duce diverse com- plementary food at 6 months; feed LNS from 6 to 24 months, mixed into the child's food (not intended as a replacement for breastfeeding or complementary foods). Messages adapted from the Alive & Thrive pro- gramme ^[37]		21 day training of ad- herence team Monthly CHW su- pervisor meet- ings	Train- ing of pro- moter varied in con- tent and length de- pend- ing on inter- ven- tion type Potties pro- vided if chil- dren < 3 years	Initial profes- sional train- er for CHW train- ing did not en- gage trainees enough so re- placed with inter-	H: pres- ence of soap at primary HW sta- tions N: re- port- ed con- sump- tion of LNS sachets		
W: drink treat- ed and safely stored water									
S: safe faeces dispos- al									
H: HW with soap at key times									
N: age- appro- priate nutri- tion birth									

Table 1. Description of interventions in included studies, using the items from the Template for Intervention Description and Replication (TIDieR) checklist (Continued)

to 24 months	months) delivered through mobile phone network to ensure timely payments	On household visits, following a structured plan, CHWs greeted targeted household members, checked presence and functionality of relevant hardware and signs of use, observed recommended practice using a guide.	cal aspects of interventions (see Table 1 of Luby 2018 for more details)	nal training resource group	See R-ahman 2018 for more details (Table 1)	low before food handling
	Promoter's guide for visits for each relevant intervention including:	CHWs used discussions, video dramas, storytelling, games and songs and provided training on hardware maintenance, where applicable	CHWs were trained by 47 CHW supervisors who received direct training on intervention delivery	Due to observation of intervention fatigue reported by CHWs and sub-optimal practices observed, new behaviour change activities were developed (e.g. further technology use, increasing self-efficacy and	Continuous oversight and periodic monitoring of CHWs performance (CHW replaced within 1 month of attrition or critically low performance	W: > 65% mothers and children observed drinking chlorine-treated water from safe container
	- visit objective,					
	- target audience					N: LNS feeding > 80%
	- steps and materials to be used					33 low performing CHWs discontinued
	CHW ID badges	Adherence observed and measured by separate team				
	Cell phones for CHW supervisors	Supervision meetings of CHWs and periodic internal monitoring of their performance				See Luby 2018 , Parvez 2018 , Arnold 2013 , Unicomb 2018 for more details
	Training Plan and Manual for CHW supervisors covering:	Intervention Delivery Team managed delivery through regular team phone calls, field meetings, field reports and liaison with relevant government and other stakeholders. It coordinated CHWs to	Hardware installation team (n = 18)			
	i) basic training					
	- introduction of project, CHW roles and responsibilities, introduc-					

Table 1. Description of interventions in included studies, using the items from the Template for Intervention Description and Replication (TIDieR) checklist (Continued)

tion to behaviour-change principles based on the IBM-WASH theoretical framework and interpersonal and counselling communication skills.	ensure rapid identification of issues with delivery. Including a dedicated training officer, it also trained the CHW supervisors who then trained the CHWs under their supervision (“train the trainer” approach)	9 field research officers	roles for men)
ii) Intervention-specific training		The Intervention Delivery Team ^[38]	
iii) classroom practice / role playing		co-ordinated delivery including CHWs, overseen by Principal Investigators with consultation from Technical Advisory Group	
		(see Uncomb, 2018)	
		Dedicated	

Table 1. Description of interventions in included studies, using the items from the Template for Intervention Description and Replication (TIDieR) checklist *(Continued)*

	nasal tissues		large-particle aerosol through tissues for nose blowing and coughs and sneezes	plied uniformly to all 3 plies of the tissue									
	B. Placebo tissues			Tissues prepared by Kimberly-Clark Corporation, Neenah, WI, USA.									
Farr 1988b	2 active interventions (no control): A. Virucidal nasal tissues B. Placebo tissues	Families	Reduce transmission of viruses from hand contamination via hand-to-hand contact or large-particle aerosol through tissues for nose blowing and coughs and sneezes	2-ply tissues containing: A. 4.0 mg/inch ² (2.54 cm ²) of antiviral mixture (53.3% citric acid, 26.7% malic acid, 20% sodium lauryl sulphate) B. 3 mg/inch ² (2.54 cm ²) of succinic acid, malic acid, sodium hydroxide, and polyethylene glycol Tissues prepared by Kimberly-Clark Corporation, Neenah, WI, USA.	Family visits to distribute tissues and encourage compliance Weekly contact of mother Families instructed to only use supplied tissues.	Nurse epidemiologist visited families monthly. Study monitor visited bi-monthly.	Face-to-face visits to families and individuals in families (especially mothers)	Communities in the USA	6 months overall Monthly family visits Weekly contact with mother Bi-monthly study monitor visit	None described.	None described.	Bi-monthly study monitor visits to encourage compliance as well as monthly and weekly contact by nurse	In 124/222 families, 1 or more family members reported not using the tissues regularly and/or reported having side effects from the tissues.



Table 1. Description of interventions in included studies, using the items from the Template for Intervention Description and Replication (TIDieR) checklist (Continued)

Fretheim 2022a (additional source: Frøland 2022b (protocol))	GLASSY (GLasses Against SARS-CoV-2 in the community)	Adult members of the public who did not regularly wear glasses and who owned or could borrow glasses (e.g. sunglasses)	Provide a simple, readily available, environmentally friendly, safe and sustainable means of personal protection from infection with respiratory viruses including SARS-CoV-2	Instructions via online portal Regular eye-wear, e.g. sunglasses owned by participant or that could be borrowed by participant	Request to wear sunglasses or other types of glasses when outside home and close to others in public spaces for 14 days	Research team	Individually	Outside the home, e.g. on public transport, in shopping malls (in Norway)	14 days when outside and close to others in public spaces Over 11 to 12 week period (February – April 2022)	Could borrow glasses if did not own any	None reported.	No contact was made with participants between enrolment and data collection.	Reported use of glasses often, almost always, or always: IG: 71% CG: 11% Negative experiences (especially fogging with mask use): IG: 21/76
Longini 1988	2 active interventions (no control):	Households and their families	Prevent intrafamilial transmission of viral agents in a com-	Treated tissues of 3-ply material identified with no specific identifiers (Kimberly-Clark Corporation) with inside layer containing:	Tissues delivered to households with specific instructions on use (all purposes, when blowing nose, coughing or sneezing) and to discard after use and to help young children use tissues if develop a cold.	Tissues assigned by study sponsor (Kimberly-Clark)	Supply of tissues through-out 5-month trial period	Households in the USA	5 months' overall supply	Resupply of tissues as required	None described.	Reported use of tissues "not at all, some of the time, most of the time, or	Reported use "all of the time": A. versus B. 82% versus 71%

Table 1. Description of interventions in included studies, using the items from the Template for Intervention Description and Replication (TIDieR) checklist *(Continued)*

	A. Virucidal nasal tissues	community setting		A. citric and malic acid plus sodium lauryl sulphate; B. succinic acid.		Corporation).							all of the time”
	B. Placebo tissues												
Chard 2019 (additional details from Chard 2018)	Water, Sanitation, and Hygiene for Health and Education in Laotian Primary Schools (WASH HELPS)	Primary schools and their students	Prevent the spread of pathogens within schools through improved water supply and hygiene facilities and improved WASH habits in children at home and throughout the life course	For each school: Water supply for school compound: (borehole, protected dug well with pump, or gravity-fed system) Water tank to supply toilet and hand-washing station School sanitation facilities (3 toilet compartments) Hand-washing facilities: 2 sinks with tapped water and supply of soap available	Provision of school: Water supply, sanitation facilities, hand-washing facilities (individual and group), drinking water filters Behaviour change education and promotion including daily group hygiene activities Daily hand-washing and cleaning schedules	UNICEF paid for materials. School and teachers conducted daily hand-washing activities with children. Students participated in daily group cleaning activities.	Facilities provided within schools. Children participated in group hand-washing and cleaning.	Primary schools and their classrooms (in Laos)	One-off provision of water and hygiene facilities Daily hand-washing activities and cleaning for 1 school year Cleaning schedules posted in at least 1 classroom near toilet.	Water supply tailored to the school requirements/environment. Sanitation facilities provided as needed and designated for boys, girls, and students with disabilities.	Rain water tank provision affected by rain supply, so changed to tanks with motorised hand pumps or gravity-fed water supply systems. Theft and animal consumption	Unannounced visits every 6 to 8 weeks for structured observations to measure fidelity and adherence Fidelity Index score (0 to 20): for hardware provided see Table 1 in paper and protocol Adherence in-	Fidelity: 30.9% across all schools and visits Adherence: 29.4% Hardware provision: 87.8% of schools School-level adherence: 61.4% Group compound cleaning: 94.8%, toilet use: 75.5%, group toilet

Table 1. Description of interventions in included studies, using the items from the Template for Intervention Description and Replication (TIDieR) checklist (Continued)

				(1 bar of soap/pupil)							tion of supplied soap reduced supply.	dex: student report of behavioural outcomes index score (0 to 4)	cleaning: 68.3%, group hand-washing: 48.7%, individual hand-washing with soap after toilet use: 23.9%. Further details (Chard 2018)
				3 group hand-washing tables with soap and water									
				At least 1 drinking water filter per classroom									
				Schedules of daily group hand-washing, compound and toilet cleaning									
				Cost per school: USD 13,000 to 17,500									
Hartinger 2016	Integrated environmental home-based intervention package (IHIP)	Households and their householders including children	Reduce infections and improve child growth in households in rural communities	Per household: "OPTIMA-improved stove": improved ventilated solid-fuel stove Kitchen sink with in-kitchen water connection providing piped water	Community engagement with local and regional stakeholders in design and development Provision of stoves, kitchen sinks, and plastic bottles for solar water treatment, and hygiene education	Health promoters hired local elementary school teachers and implemented and promoted	Face-to-face and to individual households; mode of delivery of training as individual or	Households in rural communities in Peru	Stoves and sinks installed over initial 3 months. Monthly reinforcement over 12 months of	Tailored to particular household facilities and environments as needed and to local	Not described	Weekly spot-check observations of household hygiene and environmental health conditions (e.g. presence	SODIS use: 60% initially and 10% at end of study Self-reported use by mothers: 90% with

Table 1. Description of interventions in included studies, using the items from the Template for Intervention Description and Replication (TIDieR) checklist (Continued)

with limited facilities through a multi component, low-cost environmental intervention to improve drinking water, sanitation, personal hygiene, and household air quality developed in pilot (Hartinger 2011; Hartinger 2012) using a participatory approach	Point-of-use water quality intervention applying solar disinfection to drinking water	<p>Training of mothers/caretakers in:</p> <ul style="list-style-type: none"> - solar drinking-water disinfection (SODIS)^[39] according to standard procedures - hand hygiene (washing own and children's hands with soap at critical times^[40]) - advice to separate animals and their excreta from the kitchen environment <p>Project-initiated repairs</p>	the interventions.	group not described	SODIS, child and kitchen hygiene	beliefs and cultural customs	of SODIS bottles on the roof or kitchen) using a checklist	slight decrease at end
			4 teams of field staff conducted spot-check observations.		Weekly spot checks of compliance	Repairs to stoves as needed and checked at 9 months	Monthly self-report by mothers of stove and sink use	Self-reported stove use: 90% daily
					Repairs after 9 months			Sink use: 66% daily
					Environmental samples test middle and end of 12-month surveillance.			35% of stoves needed minor repairs, 1% needed major repairs.
								Best-functioning stoves achieved mean 45% and 27% reduction of PM _{2.5} and CO, respectively, in

Table 1. Description of interventions in included studies, using the items from the Template for Intervention Description and Replication (TIDieR) checklist (Continued)

													that addressed local beliefs and cultural views	mothers' personal exposure.
Huda 2012	Sanitation Hygiene Education and Water Supply in Bangladesh (SHE-WA-B)	Villages and their households with a child < 5 years old	Reduce illness in children < 5 years by improving hygiene practices, sanitation and water supply and treatment in their household	Materials for training of community hygiene promoters and promotion activities including flip charts and flash cards alerting participants to presence of unobservable "germs" and practices to minimise germs See Box 1 in paper for 11 key messages. ^[41]	Engaging local residents under guidance of local NGOs to develop community action plans addressing: Latrine coverage and usage Access to and use of arsenic-free water Improved hygiene practices, especially hand-washing with soap Recruitment and appointment of community hygiene promoters Household visits, courtyard meetings, and social mobilisation activities (e.g. water, sanitation and hygiene fairs, village theatre, group discussions in tea stalls (the social meet-	Community hygiene promoters (local residents with at least 10 years' schooling trained for 10 days on behaviour change communication in water, sanitation, and hygiene)	Face-to-face delivery to groups (villages and households) and individuals	Villages and households in districts of Bangladesh	18 months overall Expected household visit and courtyard meeting every 2 months Hand-washing opportunities: after own or child's defecation, prior to preparing and serving food, prior to eat-	Community action plans developed for and by local residents.	Not described	Structured observation of hand-washing and child faeces disposal behaviour in households and spot checks of type of household water and sanitation facilities	HW: Food-related: No significant difference from baseline to 18 months; IG versus CG After anus cleaning: 36% versus 27% Defecation: 30% versus 23% No access to latrine decreased from	

Table 1. Description of interventions in included studies, using the items from the Template for Intervention Description and Replication (TIDieR) checklist (Continued)

					ing point for village men)) by community promoters			Household visits		ing and feeding a child			10.3% to 6.8%.
					Structured observation in households								No significant improvement in access to improved latrines, solid waste disposal, drainage systems, and covered containers for water storage
Ibfelt 2015	Disinfection of toys	Day-care nurseries	Reduce transmission of pathogens via shared toys in day-care environment through regular disinfection	Disinfectants: Turbo Oxysan (Ecolab, Valby, Denmark) for washing machines Sirafan M, Ecolab (1% to 3% benzalkonium chloride, 1% to 3% didecyl-dimethylammonium chloride, and 5% to 7% alcohol ethoxylates) for immersion or wiping	Collection and commercial cleaning of toys from nurseries: - linen and toys suitable for washing machines were washed at 46 °C and subsequently disinfected - toys not suitable for washing machines immersed in disinfectant or wiped with microfibre cloth	Commercial cleaning company: Berendsen A/S, Søborg, Denmark	Cleaning companies collected the toys and linen and cleaned them offsite, then returned them.	Day-care nurseries in Denmark Commercial industrial cleaning facility	2 to 3 months overall Cleaning every 2 weeks	Staggered cleaning to ensure children had toys to play with whilst others were being cleaned	None described.	None described.	None described.

Table 1. Description of interventions in included studies, using the items from the Template for Intervention Description and Replication (TIDieR) checklist (Continued)

				(iii) Bowl to collect rinse water after					then 2 times/month (over nearly 2 years).				holds in the vaccine-plus-behaviour-change compound and none in the other 2 compounds.
				washing hands (see photo in text or in Najnin 2017 doi.org/10.1093/ije/dyx187)									
				b. Water treatment hardware:									
				Dispenser containing liquid sodium hypochlorite									
				See Figure 2 in Najnin 2017 for photos of both doi.org/10.1093/ije/dyx187									
				and more details.									
				Participants own water vessels for water treatment									
				Print materials for behaviour change to compounds and households									
Swarthout6 2020 (ad-	ac-	Resi-	Im-	Free technolo-	Provision and de-	Com-	Face to	8246	Installa-	Train-	None	Partici-	All in-
di-	tive in-	dents	prove	gies as appro-	livery of supplies or	muni-	face in	house-	tion and	ing tai-	de-	pant re-	terven-
	terven-	of	envi-	prate to IG:	installations as de-	ty-based	groups	holds	supply	lored	scribed	ports	tions de-

Table 1. Description of interventions in included studies, using the items from the Template for Intervention Description and Replication (TIDieR)

checklist (Continued)

<p>tional sources: Aronow 2013, Christensen 2015, Dent 2017, Null 2018, Pickering 2019)</p> <p>A. Water (W)</p> <p>B. Sanitation (S)</p> <p>C. Handwashing (H)</p> <p>D. Combined (WSH)</p> <p>E. Nutrition (N)</p> <p>F. Combined (WSHN)</p>	<p>tions of villages and for some interventions, particularly pregnant women (Mamas) and their infants and children < 5 years; Landowners of communal water sources and compound heads for latrine upgrades and construction</p>	<p>households of villages and for some interventions, particularly pregnant women (Mamas) and their infants and children < 5 years; Landowners of communal water sources and compound heads for latrine upgrades and construction</p>	<p>ronmental conditions to interrupt transmission of respiratory pathogens and improve child malnutrition thereby reducing childhood respiratory illness and improving childhood morbidity based on a literature review, a theory-based approach (health belief,</p>	<p>W: water treated with sodium hypochlorite (1.25% solution / 2 mg/L) using chlorine dispensers installed at communal water source collection points or bottled chlorine (1L for 333 20-l jerry-cans worth)^[45] provided to households in compounds</p> <p>S: installation of new or improvement of existing latrines with plastic slab latrines with tight-fitting lids; plastic potties and sani-scoops</p> <p>H: 2 HW stations (2-foot pedal-operated jerry-cans that dispensed soapy and rinse</p>	<p>scribed in Materials column according to intervention type or combination</p> <p>Provision of study materials to promoters</p> <p>Community meetings</p> <p>Household and community visits by promoters who:</p> <ul style="list-style-type: none"> - delivered intervention-specific behaviour change messaging focusing on themes of nurture, aspiration and self-efficacy, considering convenience and cultural norms to improve adherence using scripts and visual aids; - provided instructions on hardware use and consumable supplies where applicable - advocated: <p>W: drinking water treatment with sodium hypochlorite</p>	<p>health promoters nominated by their local communities and trained in the relevant intervention to be implemented</p> <p>Field enumerators assessed adherence in compounds</p> <p>Study staff trained promoters, provided pe-</p>	<p>(e.g. households or compounds) or individuals (mothers and their children)</p> <p>and 7960 compounds of rural villages in Bungoma, Kakamega and Vihiga counties in western Kenya</p>	<p>of materials before community meetings</p> <p>Community meeting 6 weeks after enrolment</p> <p>Monthly visits (45 to 60 min in 1st year) by promoters over 2 years (2012 to 2014)</p> <p>Timing of visits detailed in procedures provided at osf.io/7j9sk/</p> <p>W: 1 L bottle of chlo-</p>	<p>for different interventions</p> <p>Troubleshooting of solutions to barriers to adherence by promoter and participants as needed</p> <p>Nutrition messaging was tailored to be age-appropriate</p> <p>Materials provided in both in-</p>	<p>of visits by promoters in past month</p> <p>Unannounced visits by staff to a random sample of at least 20% of participants in IGs at 2, 6, 10, and 19 months after the interventions began to confirm delivery of materials and monitor availability of intervention materials and recommended behaviours after the interventions be-</p>	<p>livered within 3 months of enrolment</p> <p>Increased adherence indicators of $\geq 30\%$ higher in all IGs relative to the control in the first year</p> <p>Adherence was comparable between the Individual IGs compared with combined IGs.</p> <p>W: 5 chlorine dispensers installed / cluster</p>
---	---	--	--	--	--	---	---	--	--	--	--

Table 1. Description of interventions in included studies, using the items from the Template for Intervention Description and Replication (TIDieR) checklist (Continued)

social cognitive theory and persuasion theory), ^{[42],[43],[44]} formative research and the WASH Benefits pilot RCT (Christensen 2015)	water), 1 near food preparation, 1 near latrine. Rinse water provided by households; bar soap for soapy water container N: 2 x 10 g sachets / day / child of lipid-based nutrient supplementation (LNS) "Mwanzobora", (Nutriset, Malaunay, France) (118 kcal/day and 12 essential vitamins and 10 minerals) See Figure 2 of Christensen 2015 for photos of examples of some of the materials Community meeting and household visit summary sheets (in Kiswahili and English) and	S: use of improved latrines for defecation and safe disposal of children's and animals' faeces and use of plastic potties by children < 3 years and sani-scoops for faeces removal H: HW with soap before food preparation and after defecating (including assisting child); helped participants identify compound members to refill taps and manage barriers to use such as running out of soap N: early initiation of breastfeeding, exclusive breastfeeding 0 to 6 months and continued till 24 months; at 6 months, introduction of appropriate and diverse complementary foods; feeding frequency and during illness; supply of LNS to children 6 to 24 months and instruction to mix it was foods twice/day Promoters used visual aids to promote messages: - cue cards provided to Mamas at ini-	riodic observation and supervision and monthly phone calls	rine / 6 months H: bar soap provided every 3 months N: LNS introduced at 6 months of age of child Promoter training: 6 days single IGs. 7 days combined IGs. Refresher training at 6, 12 and 18 months after initial training	Kiswahili and English Chlorine dispensers located based on list of sources participants reported (at baseline) using for water collection Sani-scoops and potties were to be washed by caregivers with soap and water after use	gan (Null 2018) W: monthly tests of chlorine concentration in stored water; negative results prompted discussions to address chlorination barriers S: participant report of access to improved latrine; field enumerators observed if latrine had plastic or cement slab or ventilation pipe;	Year 1: 74% Year 2: 37% households were visited by a promoter in previous month W: Year 1: 42% Year 2: 21% had detectable total chlorine CG: 3% S: Year 1 and 2: > 80% had latrine access CG: 20%
---	--	---	--	---	---	---	---



Table 1. Description of interventions in included studies, using the items from the Template for Intervention Description and Replication (TIDieR) checklist (Continued)

list of materials provided as PDFs at osf.io/7j9sk/	tial visits to hang on walls for reminders - picture sheets used by promoter to explain key concepts or messages	Supervision and observation of promoter by study staff at 2, 4, 9, 14 and 21 months and monthly phone calls	and tools kept out of reach of children (see the visual aids provided to participants: osf.io/9r4kg/ for potties and osf.io/mz2c6/ for saniscoops)	caregiver report that child faeces safely disposed H: field enumerator observed if water and soap available N: report of LNS sachets consumed by child in last week / 14	HW: Year 1: 77% Year 2: 21% had HW materials CG: 9% N: Year 1: 95% Year 2: 115% of expected sachets consumed See Null 2018 for more details
Key messages and visual aids provided at osf.io/7j9sk/	- calendars provided to households during first compound visit - stickers attached to LNS box	Adherence checking unannounced visits Initial training on intervention-specific behaviour change messages and materials			
Including ~6 primary key messages per intervention, each with a series of specific topics, visual aids, and engagement activities (e.g. storytelling, mottos, etc.). Visual aids included: - cue card reminders - picture sheets for use by promoters - calendars for households with key messages - stickers for LNS box depicting appropriate feeding and storage	Refresher training Periodic observation and supportive supervision by study staff				

Table 1. Description of interventions in included studies, using the items from the Template for Intervention Description and Replication (TIDieR) checklist (Continued)

Promoter Training Materials for trainers and trainees for each intervention for initial training and for refresher training including detailed PDF training manuals available at osf.io/7j9sk/ focusing on key hygiene messages, visitation scripts and visual aids and hardware for each intervention^[46]

Promoters' supplies:

Branded t-shirt, mobile phone, job aids and intervention materials, payment (\$US15/month for first 6 months, then \$9/month thereafter), detailed plans for every visit (key messages, scripts for visual aids, instructions for activities)

Table 1. Description of interventions in included studies, using the items from the Template for Intervention Description and Replication (TIDieR) checklist (Continued)

Oral and/or nasal applications													
Almanza-Reyes 2021	Mouth-wash and nose rinse with AR-GOVIT silver nanoparticles (Ag-NPs)	Health-care personnel (doctors, nurses, administrative staff) of a metropolitan hospital caring for patients diagnosed with atypical pneumonia and/or COVID-19	Reduce morbidity in health-care professionals exposed to SARS-Co V-2 by inhibiting virus replication	Per participant: - 50 ml bottle of RGOVIT® AgNPs mouthwash and nasal rinse [Investigation and Production Center Vector-Vita Ltd., Novosibirsk, Russia] (metallic silver 0.06%, polyvinylpyrrolidone 0.63%, hydrolyzed collagen 0.31%, distilled water 99% wt.) - water - cotton swabs	Individuals provided with spray bottle containing AgNPs solution with 1 wt% concentration (0.6 mg/mL metallic silver) and instructed to do 1 of the following or a combination: a) mix 4 to 6 spray shots (~ 0.5 mL) with 20 mL of water and gargle solution for 15 to 30 seconds at least 3 times/day (gargle) or b) do not dilute with water and cover the oral cavity evenly with 1 to 2 direct spray shots (spray) c) apply the same solution to the inner part of the nasal alae and nasal passage with cotton swab twice a day (nasal rinse)	Researchers supplied materials and instructions Participants self-applied the mouth-wash and nasal rinse materials	Individually and face to face	General hospital in Tijuana, Mexico	Over a 9 week period (April to June 2020)	Participants could choose application method	None described	Weekly self-report of number of: daily gargles; mouth-washes with spray; mouth-washes by gargle + spray; and nasal rinses	Mean applications/day: Gargle only: IG: 2 (n = 28) CG: 2.14 Spray only: IG: 2 (n = 34). Both gargle and spray: IG: 2 gargles, 4 sprays (n = 52) Nasal rinse: IG: 0.70 (n = 64) CG: 0.25
Gutiérrez-García 2022	Nasopharyngeal and oropharyngeal	COVID-19 frontline medical	Reduce risk of COVID-19 in	SES (pH 6.5 to 7.5; RE-DOX potential 750–950 mV;	Written instructions provided to follow a prophylactic rinse protocol with SES 3 times/day for 4 weeks with advice	Not clearly specified; leaders of	Individually and face to face	Mexican COVID-19 hospital	4 nasal sprays (~ 0.4 mL) and 10 mL mouth-	None described	None described	None described	None described

Table 1. Description of interventions in included studies, using the items from the Template for Intervention Description and Replication (TIDieR) checklist (Continued)

	ryn-geal rinses with a neutral electrolyzed water (SES)	staff (nurses and physicians, males or females)	front-line vaccinated medical staff	0.0015% of active species of chlorine and oxygen) provided by Esteripharma S.A. de C.V	on correct way to use the mouthwashes and sprays and the need to report possible side effects immediately:	nursing and other relevant health-care department distributed the study information and were the point of contact and monitored the protocol so they may have distributed intervention materials				wash gargle for 60 seconds 3 times / day for 4 weeks (September to November 2020)			
				Per participant: - 4 plastic flasks of 240 mL oral SES (ESTERICIDE® Bucofaríngeo, COFEPRIS registration no. 1003C2013 SSA) with a graduated cap and - 4 plastic flasks of 30 mL nasal rinse (Esteri-Flu®, COFEPRIS registration no. 308C2015 SSA), with a valve for spraying	a) nasal cavity: 4 vertical sprays in each nostril, inhaled deeply at the time of each spray b) oral cavity: mouthwash and gargle 10 mL for 60 seconds, then spit out In addition to standard COVID-19 safety protocols requiring wearing of adequate personal protection equipment at all times, ^[49] frequent handwashing ^[50] and disinfection of secondary uniform and footwear ^[51] and bath at end of working day								
Goodall 2014	2 active interventions:	University students	Decrease the incidence	A. Vitamin D ₃ : container of 8 capsules of 10,000 IU (pur-	A. Vitamin D: instructed to take 1 pill weekly	Not specified, presumed	Vitamin D ₃ supplied indi-	In university student hous-	2 months overall	None described.	None described.	None described.	None described.

Table 1. Description of interventions in included studies, using the items from the Template for Intervention Description and Replication (TIDieR) checklist (Continued)

	A. Vitamin D ₃ supplementation		of URTI through increased vitamin D levels (associated with greater frequency and severity of URTI) and gargling (as preventative measure against URTI)	chased from Euro-Pharm International Canada Inc.) Weekly email reminder	B. Gargling: 30 mL of tap water 2/day	B. Gargling: instructed to gargle twice daily for 30 seconds	All participants received general lifestyle and health advice on sleep, nutrition, hand hygiene, and exercise.	ably the researchers, including a study pharmacist	vidually, but other details. Method of lifestyle and health advice provision also not described.	ing (in residences or off-campus) in Canada	Vitamin D ₃ : weekly supplementation and email reminder	Gargling: 30 mL of water for 30 seconds twice daily				
Ide 2014	2 active interventions (no control): A. Green tea gargling B. Water gargling	High school students	Prevent influenza spread and infection in high school students who are at increased	A. Bottled green tea (500 mL) containing a catechin concentration of 37 ± 0.2 mg/dL, including approximately 18% (-)-epigallocatechin gallate (manufactured by the Kakegawa Tea Merchants Association).	A. Provision of green tea B. Advice to gargle with tap water and not to gargle green tea during study	A. and B. Advice to gargle at least 3 times/day (after arriving at school, after lunch, and after school)	Consumption of green tea and other	Materials supplied by researchers.	High schools' principals and head teachers as-	Green tea supplied individually to students. Mode of gargling advice not described.	High schools in Japan	Gargling 3 times/day for 90 days	None described.	None described.	Daily questionnaire included questions about daily adherence to gargling regimen. Adherence rate of	Gargling adherence rate: green tea group: 73.7%; water group: 67.2%

Table 1. Description of interventions in included studies, using the items from the Template for Intervention Description and Replication (TIDieR)

Intervention	Description	Study	Notes
Water gargling	through gargling water alone, which may wash out pathogens from the pharynx and oral cavity through whirling water or through chlorine, or povidone-iodine for its perceived virucidal properties	ed 7% povidone-iodine (as indicated by manufacturer)	- gargle dose of water or povidone-iodine 3 times/day; - maintain hand-washing routine; - not change other hygiene habits; - not take any cold remedies; - complete gargling diary. Weekly monitoring of hygienic actions and encouragement to keep up assigned intervention every week
Povidone-iodine gargling	through gargling water alone, which may wash out pathogens from the pharynx and oral cavity through whirling water or through chlorine, or povidone-iodine for its perceived virucidal properties	ed 7% povidone-iodine (as indicated by manufacturer)	- gargle dose of water or povidone-iodine 3 times/day; - maintain hand-washing routine; - not change other hygiene habits; - not take any cold remedies; - complete gargling diary. Weekly monitoring of hygienic actions and encouragement to keep up assigned intervention every week

ABH: alcohol-based rub
 AGNPs: ARGOVIT silver nanoparticles
 ARI: acute respiratory infection
 CDC: Centers for Disease Control and Prevention
 CG: control group
 CHG: chlorhexidine gluconate
 CHW: community health worker
 CO: carbon monoxide
 DCCs: daycare centres

DCT: daily contact testing
FM: face masks
H: handwashing
HCP: healthcare personnel
HCW: healthcare worker
HH: hand hygiene
HSG: hand sanitiser group
HSW: hand-washing with soap and water
HW: hand-washing
HWWS: hand-washing with soap
IG: intervention group
IHIP: integrated environmental home-based intervention package
ILI: influenza-like illness
IU: international units
LFD: lateral flow device
LNS: lipid-based nutrient supplements
LTCFs: long-term care facilities
m: metre
min: minute
N: nutrition
NGOs: non-governmental organisations
NH: nursing home
NHS: National Health Service
no.: number
NPIs: non-pharmaceutical interventions
PCR: polymerase chain reaction
PM2.5: particulate matter of less than 2.5 microns
RAs: research assistants
RIs: respiratory infections
RTIs: respiratory tract infections
S: sanitation
SD: standard deviation
SES: electrolysed water
SSTI: skin and soft-tissue infection
SWG: soap-and-water group
TCID: tissue-culture infectious dose
URTI: upper respiratory tract infection
W: water
WHO: World Health Organization
wk: week
WSH: combined water, sanitation and handwashing
WSHN: combined water, sanitation, handwashing and nutrition
w/w: weight for weight

[1] Filtration efficiency testing was conducted using a Fluke 985 particle counter (volumetric sampling rate of 2.83 litres/ minute. The measurement was taken of particles 0.3–0.5 µm in diameter flowing through the material with a face velocity of 8.5 cm/s. Internal testing found that cloth masks with an external layer made of Pellon 931 polyester fusible

interface ironed onto interlocking knit with a middle layer of interlocking knit could achieve a 60% filtration efficiency. Upon discussions with the manufacturers, the researchers learned that those materials could not be procured. Using materials that were available, the highest filtration efficiency possible was 37%.

[2] “the exterior and interiors were spunbond and the middle layer was meltblown”

[3] 10 times with bar soap and water

[4] Featured the Honorable Prime Minister of Bangladesh Sheikh Hasina, the head of the Imam Training Academy, and the national cricket star Shakib Al Hasan.

[5] A grassroots organization with a network of volunteers across the country

[6] “consistent with the WHO guideline that defines physical distancing as one meter of separation.” www.who.int/westernpacific/emergencies/covid-19/information/physical-distancing (accessed 13 June 2022).

[7] Occupational Safety and Health Administration (OSHA). OSHA technical manual: section VIII: chapter 2: respiratory protection. US Department of Labor. www.osha.gov/dts/osta/otm/otm_viii/otm_viii_2.html (accessed 21 April 2020).

[8] Ministry of Health and Long-Term Care, Public Health Division, Provincial Infectious Diseases Advisory Committee. Preventing respiratory illnesses: protecting patient and staff: infection control and surveillance standards for febrile respiratory illness (FRI) in non-outbreak conditions in acute care hospitals [September 2005] http://www.health.gov.on.ca/english/providers/program/infectious/diseases/best_prac/bp_fri_080406.pdf (accessed September 11 2009). [URL inactive]

[9] Before eating, after sneezing, coughing, handling money, using restroom, returning to desk and interacting with others who may be sick

[10] after coming into classroom, before and after lunch, after break, after physical education, when they went home and after coughing, sneezing or blowing their noses

[11] after toileting and when visibly dirty plus a protocol for particular circumstances: after coming into the classroom; before and after lunch; after playing outside; when they went home; after coughing, sneezing, or blowing their noses; and after diapering

[12] 1) when entering into the classroom; 2) after sneezing, coughing, or blowing their nose; 3) after using the toilet/washroom; 4) before eating any food; and 5) when leaving the school at the end of the day

[13] what to do if hands were dirty, why students should wash their hands, benefits of washing hands and using hand sanitiser, procedure for washing hands using hand sanitiser, to cover mouth and nose with upper part of sleeve while coughing and/or sneezing

[14] Boyce JM, Pittet D, Healthcare Infection Control Practices Advisory Committee, HICPAC/ SHEA/APIC/IDSA Hand Hygiene Task Force. Guideline for hand hygiene in healthcare settings. Recommendations of the Healthcare Infection Control Practices Advisory Committee and the HICPAC/SHEA/APIC/ IDSA Hand Hygiene Task Force. MMWR Recommendations and Reports 2002;51(RR-16):1–45. www.cdc.gov/mmwr/preview/mmwrhtml/rr5116a1.htm (accessed 21 April 2020). International Bank for Reconstruction and Development/ World Bank, Bank-Netherlands Water Partnership, Water and Sanitation Program. Hand washing manual: a guide for developing a hygiene promotion program to increase handwashing with soap. <http://go.worldbank.org/PJTS4A53C0> (Accessed 16 May 2007). [URL inactive]

California State Department of Education. *Techniques for Preventing the Spread of Infectious Diseases*. Sacramento (CA): California State Department of Education, 1983. Geiger BF, Artz L, Petri CJ, Winnail SD, Mason JW. *Fun with Handwashing Education*. Birmingham (AL): University of Alabama, 2000. Roberts A, Pareja R, Shaw W, Boyd B, Booth E, Mata JI. A tool box for building health communication capacity. www.globalhealthcommunication.org/tools/29 (Accessed 10 October 2007). [URL inactive] Stark P. *Handwashing Technique. Instructor’s Packet. Learning Activity Package*. Sacramento (CA): California State Department of Education, 1982.

[15] DIN EN 1500: Chemische Desinfektionsmittel und Antiseptika, Hygienische Händedesinfektion, Prüfverfahren und Anforderungen (Phase 2/Stufe 2). Brüssel (Belgium): CEN, European Committee for Standardization 1997;1-20.

[16] DIN EN 12791: Chemische Desinfektionsmittel und Antiseptika, Chirurgische Händedesinfektionsmittel - Prüfverfahren und Anforderungen (Phase 2/Stufe 2). Brüssel (Belgium): CEN, European Committee for Standardization 2005;1-31.

[17] after defaecation, after cleaning an infant who had defaecated, before preparing food, before eating, and before feeding infants

[18] non-governmental organisation that supports community-based health and development initiatives

[19] “Healthy Hands” Rules (from Figure 3 in paper): Do use “special soap” when arrive to school, before lunch, after go to bathroom (only if soap and water not available), if rub nose or eyes or if fingers in mouth, if teacher asks. Do not: use “special soap” if hand dirt on them, put “special soap” on another student, play with ‘special soap”, put hands near eyes after using “special soap”.

[20] Calculated by subtracting each day’s soap weight from the previous day’s weight. Maximum number of grams of soap consumed for each compound was identified and the day on which the maximum soap consumption was recorded. A per capita estimate of daily soap consumption was calculated

[21] National Health and Medical Research Council. *Staying Healthy in Child Care*. Canberra (Australia): Australian Government Publishing Service, 1994

[22] upon arrival, before and after lunch, and prior to departure

[23] World Health Organization. (2012). Hand hygiene in outpatient and home-based care and long-term care facilities: a guide to the application of the WHO multimodal hand hygiene improvement strategy and the “My Five Moments For Hand Hygiene” approach. World Health Organization. apps.who.int/iris/handle/10665/78060 (accessed 15 June 2022)

- [24] Moment 1 (before touching a resident) = Room In; Moment 4 (after touching a resident) and Moment 5 (after touching a resident's surroundings) = Room Out; Moment 2 (before a clean/antiseptic procedure) = Before Clean; Moment 3 (after body fluid exposure risk) – After Dirty
- [25] Handsome: handhygiëne in verpleeghuizen.: Zorg voor beter; 2019 May 03. URL: www.zorgvoorbeter.nl/handsome (accessed 7 June 2022)
- [26] Veiligheid en Kwaliteit: Project Handen uit de Mouwen.: Stichting Samenwerkende Rijnmond Ziekenhuizen
- [27] Auditor training.: Hand Hygiene Australia URL: www.hha.org.au/audits/auditor-training (accessed 7 June 2022)
- [28] no long nails, acrylic nails, or polished nails and not wearing a ring, bracelet, wristwatch, brace, or long sleeves.
- [29] Persoonlijke hygiëne: Verpleeghuizen, woonzorgcentra, voorzieningen voor kleinschalig wonen voor ouderen.: Werkgroep Infectie Preventie; 2014. URL: tinyurl.com/wpfqr8p (accessed 7 June 2022)
- [30] knowledge and awareness of HH guidelines, perceived importance of performing HH, perceived behavioural control (i.e. perceived ease or difficulty of performing the behaviour), and habit
- [31] “According to the Dutch national guidelines, HH is mandatory for caregivers before touching/preparing food, before caregivers themselves ate or assisted children with eating, and before wound care; and after diapering, after toilet use/wiping buttocks, after caregivers themselves coughed/sneezed/wiped their own nose, after contact with body fluids (e.g. saliva, vomit, urine, blood, or mucus when wiping children’s noses), after wound care, and after hands were visibly soiled.” (p. 2495)
- [32] Having touched household items being used by the index patients and/or other symptomatic household contacts, and after coughing/sneezing, before meals, before preparing meals and when returning home
- [33] Which addresses “contextual, psychosocial, and technological factors at the societal, community, interpersonal, individual, and habitual levels”. (Luby 2018)
- [34] Hussain F, Luby SP, Unicomb L, Leontsini E, Naushin T, Buckland AJ, et al. Assessment of the acceptability and feasibility of child potties for safe child feces disposal in rural Bangladesh. *The American Journal of Tropical Medicine and Hygiene*. 2017;97: 469–76.
- [35] Sultana R, Mondal UK, Rimi NA, Unicomb L, Winch PJ, Nahar N, et al. An improved tool for household faeces management in rural Bangladeshi communities. *Tropical Medicine & International health* 2013;18: 854–60.
- [36] Hulland KR, Leontsini E, Dreibelbis R, Unicomb L, Afroz A, Dutta NC, et al. Designing a handwashing station for infrastructure-restricted communities in Bangladesh using the integrated behavioural model for water, sanitation and hygiene interventions (IBM-WASH). *BMC Public Health* 2013; 13: 877.
- [37] Menon P, Nguyen PH, Saha KK, Khaled A, Sanghvi T, Baker J, et al. Combining intensive counseling by frontline workers with a nationwide mass media campaign has large differential impacts on complementary feeding practices but not on child growth: results of a cluster-randomized program evaluation in Bangladesh. *The Journal of Nutrition* 2016;146:2075–84.
- [38] comprised of: senior program manager-intervention delivery, senior program manager-operations, Sanitation Intervention Team leader, senior field research officer, training officer, field research officers, CHW supervisors and CHWs
- [39] SODIS: www.sodis.ch/index_EN.html
- [40] after defecation, after changing diapers, before food preparation and before eating
- [41] 1. Wash both hands with water and soap before eating/ handling food 2. Wash both hands with water and soap/ash after defecation 3. Wash both hands with water and soap/ash after cleaning baby’s bottom 4. Use hygienic latrine by all family members including Children 5. Dispose of children’s faeces into hygienic latrines 6. Clean and maintain latrine 7. Construct a new latrine if the existing one is full and fill the pit with soil/ash. 8. Safe collection and storage of drinking water 9. Draw drinking water from arsenic safe water point 10. Wash raw fruits and vegetables with safe water before eating and cover food properly 11. Manage menstruation period safely (p.605)
- [42] Rosenstock IM, Strecher VJ, Becker MH. Social learning theory and the Health Belief Model. *Health Education Quarterly* 1988;15:175–83.
- [43] Glanz K, Rimer BK, 2005. *Theory at a Glance: A Guide for Health Promotion Practice*. Washington, DC:US Department of Health and Human Services, Public Health Service, National Institutes of Health, National Cancer Institute.
- [44] Hovland CI, Janis IL, Kelley HH, 1953. *Communication and Persuasion; Psychological Studies of Opinion Change*. New Haven, CT: Yale University Press.
- [45] Based on family of five, consuming 2L of water per person per day, the bottle would last almost a year
- [46] W: key concepts for water treatment and contamination, procedures for refilling dispenser and distributing bottled chlorine, chlorine testing and reporting; H: HW with soap at critical times and creating supportive environment; S: contamination pathways; N: early initiation and exclusive breastfeeding, complementary and supplementary feeding, LNS procedures for collection from health facility and delivery tracking, teaching mamas how to feed Mwanzobora to the child, cooking demonstration, age-specific messaging about nutrition
- [47] Department of Health and Social Care. Lateral flow device performance data. July 7, 2021. www.gov.uk/government/publications/lateral-flow-device-performance-data (accessed 15 June 2022).
- [48] “applicable to schools as defined in national guidelines were, face to face contact (within 1 metre for any length of time) or skin to skin contact or someone the case coughed on; or within 1 metre for ≥1 minute; or within 1-2 metres for >15 minutes.” P.2 of Supplementary appendix

[49] i.e., surgical uniform, N95 mask, eye-sealing glasses and plastic wallet, disposable cap, latex gloves, rubber footwear for hospital use and disposable shoe covers, while working. Additionally, third level care health professionals wore a full protective mask, Dermacare®, overalls with zipper, and an integrated hood with elastic hand and ankle cuffs, double disposable boot covers and double latex gloves.

[50] With liquid soap (2% chlorhexidine gluconate) and hand disinfection (0.05% chlorhexidine gluconate and 60-80% ethyl alcohol).

[51] With 80% ethyl alcohol

Table 2. Results from trials of hand hygiene compared to control

Study	Comparison (see Table 1 for details of interventions)	Reported outcomes	Results
Alzahrer 2018 cluster-RCT Saudi Arabia	Hand-washing workshop and posters versus usual practice	% absence days due to URI	0.39% and 0.72% in intervention group schools; 0.86% and 1.39% in control schools
Arbogast 2016 cluster-RCT USA	Hand sanitiser + wipes + hand foam versus none Both groups received education + signage about hand-washing	1. Health insurance claims for preventable illnesses per employee 2. Absences per employee	1. 0.30 claims in intervention; 0.37 in control (27% relative reduction; P = 0.03) 2. 1.45 in intervention; 1.53 in control (5.0% relative reduction in intervention; P = 0.30)
Ashraf 2020 cluster-RCT Bangladesh	6 intervention arms: water quality, sanitation, hand washing, combined WSH, nutrition, nutrition + WSH	7-day prevalence of acute respiratory illness (ARI).	Hand washing reduced ARI cases by 32% (RR 0.68, 95% CI 0.52 to 0.88)
Azor-Martinez 2016 RCT Spain	Hand-washing with soap and water plus hand sanitiser versus usual hand-washing practices	% absence days due to URI	1.15% in intervention; 1.68% in control. Significantly lower in intervention (P < 0.001)
Azor-Martinez 2018 cluster-RCT Spain	Education and hand hygiene with soap and water versus hand hygiene with sanitiser versus usual hand-washing procedures	1. URI incidence rate ratio (primary) 2. Percentage difference in absenteeism days	1. HH soap versus control 0.94 (95% CI 0.82 to 1.08); HH sanitiser versus control 0.77 (95% CI 0.68 to 0.88); HH soap versus HH sanitiser 1.21 (95% CI 1.06 to 1.39) 2. HH soap 3.9% versus control 4.2% (P < 0.001); HH sanitiser 3.25% versus control 4.2% (P = 0.026); HH soap 3.9% versus HH sanitiser 3.25% (P < 0.001)
Biswas 2019 cluster-RCT Bangladesh	Hand sanitiser and respiratory hygiene education and cough/sneeze hygiene versus no intervention	1. ILI incidence rate (at least 1 episode) 2. Laboratory-confirmed influenza	1. 22 per 1000 student-weeks in intervention; 27 per 1000 student-weeks in control, not statistically significantly different 2. 3 per 1000 student-weeks in intervention; 6 per 1000 student-weeks in control, P = 0.01
Correa 2012 cluster-RCT Colombia	Alcohol-based hand sanitiser in addition to hand-washing versus usual hand-washing practice	ARIs in 3rd trimester of follow-up	Hazard ratio for intervention to control 0.69 (95% CI 0.57 to 0.83)
Cowling 2008 cluster-RCT Hong Kong	Hand hygiene (36 households) versus face mask (mask) versus education (control)	Secondary attack rate for: 1. laboratory-confirmed influenza; 2. ILI definition 1; 3. ILI definition 2;	1. HH 0.06; mask 0.07; control 0.06 2. HH 0.18; mask 0.18; control 0.18 3. HH 0.11; mask 0.10; control 0.11 4. HH 0.04; mask 0.08; control 0.04

Table 2. Results from trials of hand hygiene compared to control (Continued)

4. ILI definition 3.			
Cowling 2009 cluster-RCT Hong Kong	Hand hygiene (HH) versus face mask + hand hygiene (HH + mask) versus education (control)	Secondary attack rate for: 1. laboratory-confirmed influenza; 2. ILI definition 1; 3. ILI definition 2.	1. HH 5; HH + mask 7; control 10 2. HH 16; HH + mask 21; control 19 3. HH 4; HH + mask 7; control 5
DiVita 2011 (conference abstract) RCT Bangladesh	Hand-washing stations with soap and motivation vs none	1. SAR for laboratory-confirmed influenza 2. SAR for ILI	1. SAR higher in intervention group (11.0% versus 7.5%) 2. SAR higher in intervention group (14.2% versus 11.9%)
Feldman 2016 cluster-RCT Israel	Hand disinfection + soap and water installed versus none	1. Number of respiratory infections 2. Number of off-duty days	1. 11 in each group 2. 112 in intervention; 104 in control
Gwaltney 1980 RCT USA	Virucidal hand wash versus placebo	1. Number with illness after immediate exposure 2. Number with illness after 2-hour delay in exposure	1. 0 of 8 in intervention; 7 of 7 in control 2. 1 of 10 in intervention; 6 of 10 in control
Hubner 2010 RCT Germany	Hand disinfection provided versus none	Odds ratios (95% CI) (intervention:control) 1. Influenza 2. Common cold 3. Sinusitis 4. Sore throat 5. Fever 6. Cough	1. 1.02 (0.20 to 5.23) 2. 0.35 (0.17 to 0.71) 3. 1.87 (0.52 to 6.74) 4. 0.62 (0.31 to 1.25) 5. 0.38 (0.14 to 0.99) 6. 0.45 (0.22 to 0.91)
Ladegaard 1999 RCT Denmark	Hand hygiene and education versus none	Sick days during the "effect period"	22 days/child in the intervention group versus 36 days/child in the control group
Larson 2010 cluster-RCT USA	Education versus education with alcohol-based hand sanitiser versus education with hand sanitiser and face masks	Incidence rate ratios (episodes per 1000 person-weeks) for: 1. URI; 2. ILI; 3. influenza. Secondary attack rates for: 4. URI/ILI/influenza; 5. ILI/influenza.	1. HS 29; HS + masks 39; control 35 2. HS 1.9; HS + masks 1.6; control 2.3 3. HS 0.6; HS + masks 0.5; control 2.3 4. HS 0.14; HS + masks 0.12; control 0.14 5. HS 0.02; HS + masks 0.02; control 0.02

Table 2. Results from trials of hand hygiene compared to control (Continued)

Little 2015 RCT England	Bespoke automated web-based hand hygiene motivational intervention with tailored feedback versus none	Number of participants with 1 or more episodes of URI	Risk ratio for intervention to control 0.86 (95% CI 0.83 to 0.89; P < 0.001)
Luby 2005 RCT Pakistan	Antibacterial soap and education about hand-washing versus plain soap and education versus none	1. Cough or difficulty breathing in children < 15 yrs (episodes/100 person-weeks) 2. Congestion or coryza in children < 15 yrs (episodes/100 person-weeks) 3. Pneumonia in children < 5 yrs (episodes/100 person-weeks)	All outcomes significantly lower than control 1. 4.21 in antibacterial soap group; 4.16 in plain soap group; 8.50 in control group 2. 7.32 in antibacterial soap group; 6.87 in plain soap group; 14.78 in control group 3. 2.42 in antibacterial soap group; 2.20 in plain soap group; 4.40 in control group
Millar 2016 cluster-RCT USA	Standard educational promotion of hand-washing versus enhanced promotion versus promotion plus a once-weekly application of chlorhexidine-based body wash	Incidence rates of ARI over 20 months	37.7 enhanced + body wash; 29.3 enhanced; 35.3 standard; RR for enhanced + body wash to standard 1.07 (95% CI 1.03 to 1.11); RR for enhanced to enhanced + body wash 0.78 (95% CI 0.75 to 0.81)
Morton 2004 cluster-RCT cross-over study USA	Alcohol gel plus education versus regular hand-washing	Absence due to infectious illness	Results not stated numerically
Nicholson 2014 cluster-RCT India	Combination hand-washing promotion with provision of free soap versus none	Target children: 1. Episodes of ARI (per 100 person-weeks) 2. School absence episodes (per 100 person-days) Families: 3. Episodes of ARI	1. 16 in intervention; 19 in control 2. 1.2 in intervention; 1.7 in control 3. 10 in intervention; 11 in control
Priest 2014 cluster-RCT New Zealand	Hand hygiene education and hand sanitiser versus education alone	1. % absence days due to respiratory illness 2. % absence days due to any illness	1. 0.84% in intervention group; 0.80% in control (P = 0.44) 2. 1.21% in intervention group; 1.16% in control (P = 0.35)
Ram 2015 RCT Bangladesh	Education to promote intensive hand-washing in households plus soap provision versus none	1. Secondary attack ratio for intervention to control for ILI 2. Laboratory-confirmed influenza	1. 1.24 (95% CI 0.93 to 1.65) 2. 2.40 (95% CI 0.68 to 8.47)
Roberts 2000 cluster-RCT	Hand-washing programme with training for staff and children versus none	Incidence rate ratio for ARI	IRR 0.92 for intervention to control (95% CI 0.86 to 0.99)

Table 2. Results from trials of hand hygiene compared to control (Continued)

Australia			
Sandora 2008 cluster-RCT USA	Hand sanitiser and education versus none	Incidence rates for ARI (episodes per person-month)	0.43 in intervention; 0.42 in control
Savolainen-Kopra 2012 cluster-RCT Finland	Hand hygiene with soap and water (IR1 group) versus with alcohol-based hand rub (IR2 group) versus control (none); intervention groups also received education	1. Number of respiratory infection episodes/week 2. Number of reported infection episodes/week 3. Number of reported sick leave episodes/week	1. 0.076 in IR1; 0.085 in IR2; 0.080 in control, NS 2. 0.097 in IR1; 0.107 in IR2; 0.104 in control, NS 3. 0.042 in IR1; 0.035 in IR2; 0.035 in control. Significantly higher in IR1 compared with control
Simmerman 2011 cluster-RCT Thailand	Hand-washing (HW) versus hand-washing plus paper surgical face masks (HW + FM) versus control (none)	Odds ratios for secondary attack rates for influenza	OR for HW: control 1.20 (95% CI 0.76 to 1.88) OR for HW + masks: control 1.16 (95% CI 0.74 to 1.82) OR for HW + masks: HW 0.72 (95% CI 0.21 to 2.48)
Stebbins 2011 cluster-RCT USA	Training in hand and respiratory (cough) hygiene + hand sanitiser versus none	Incidence rate ratios for intervention to control for: 1. laboratory-confirmed influenza (RT-PCR); 2. influenza-A; 3. absence.	1. IRR 0.81 (95% CI 0.54 to 1.23) 2. IRR 0.48 (95% CI 0.26 to 0.87) 3. IRR 0.74 (95% CI 0.56 to 0.97)
Swarthout 2020 cluster-RCT Kenya	There were 6 intervention groups: chlorinated drinking water (W), improved sanitation (S), handwashing with soap (H), combined WSH, improved nutrition (N) through counselling lipid based nutrient supplementation (LNS) combined WSHN There were 2 control groups passive control (no promotional visits), a double-sized active control (monthly visits to measure mid-upper arm circumference)	Prevalence of ARIs in children	No evidence of an effect: RR 0.97, 95% CI 0.90 to 1.04.
Talaat 2011 cluster-RCT Egypt	Mandatory hand-washing intervention + education versus none	1. Number of absence days due to ILI 2. Number of absence days	1. 917 in intervention; 1671 in control (P < 0.001) 2. 13,247 in intervention; 19,094 in control (P < 0.001)
Teasing 2021 cluster-RCT Netherlands	Hand hygiene enhancement activities versus no activities.	Incidence of gastroenteritis, influenza-like illness (ILI), assumed pneumonia, urinary tract infections (UTIs), and infections caused MRSA in residents	Hand hygiene reduced risk of ILI (RR 0.51, 95% CI 0.31 to 0.83)

Table 2. Results from trials of hand hygiene compared to control (Continued)

Temime 2018 cluster-RCT France	Hand hygiene with alcohol-based hand rub, promotion, staff education, and local work groups versus none	Incidence rate of ARI clusters (5 or more people in same nursing home)	2 ARI clusters in intervention; 1 in control
Turner 2012 RCT USA	Antiviral hand treatment versus no treatment	1. Number of rhinovirus infections 2. Common cold infections 3. Rhinovirus-associated illnesses	1. 49 in intervention; 49 in control, NS 2. 56 in intervention; 72 in control, NS 3. 26 in intervention; 24 in control, NS
White 2001 DB-RCT USA	Hand rub with benzalkonium chloride (hand sanitiser) versus placebo	ARI symptoms Laboratory: testing of virucidal and bactericidal activity of the product	30% to 38% decrease of illness and absenteeism (RR for illness absence incidence 0.69; RR for absence duration 0.71)
Yeung 2011 cluster-RCT Hong Kong	Alcohol-based hand gel + materials + education versus control (basic life support workshop)	Difference between pre-study period and post study in pneumonia infections recorded in residents	0.63/1000 reduction in intervention group; 0.16/1000 increase in control
Zomer 2015 cluster-RCT Netherlands	4 components: 1. Hand hygiene products, paper towel dispensers, soap, alcohol-based hand sanitiser, and hand cream provided for 6 months 2. Training and booklet 3. 2 team training sessions aimed at hand hygiene improvement 4. Posters and stickers for caregivers and children as reminders. Combination versus usual practice	Incidence rate ratio for intervention to control for common cold	IRR 1.07 (95% CI 0.97 to 1.19) 8.2 episodes per child-year in intervention; 7.4 episodes per child-year in control

ARI: acute respiratory infection

CI: confidence interval

cluster-RCT: cluster-randomised controlled trial

DB-RCT: double-blind randomised controlled trial

HH: hand hygiene

HS: hand sanitiser

HW: hand-washing

ILL: influenza-like illness

IRR: incidence rate ratio

NS: non-significant

OR: odds ratio

RCT: randomised controlled trial

RR: risk ratio

RT-PCR: reverse-transcriptase polymerase chain reaction

SAR: secondary attack rate

URI: upper respiratory infection
 yrs: years

Table 3. Results from trials of hand hygiene + medical/surgical masks compared to control

Study	Comparison (see Table 1 for details of interventions)	Reported outcomes	Results
Aelami 2015 (conference abstract) RCT Saudi Arabia	Hand hygiene education + alcohol-based hand rub + soap + surgical masks vs none	Proportion with ILI (defined as presence of ≥ 2 of the following during their stay: fever, cough, and sore throat)	52% in intervention; 55.3% in control ($P < 0.001$)
Aiello 2010 cluster-RCT USA	Face mask use (FM) vs face masks + hand hygiene (FM + HH) vs control Note that this study is not included in meta-analysis as each treatment group included only 1 cluster.	1. ILI 2. Laboratory-confirmed influenza A or B	Significant reduction in ILI cases in both intervention groups compared with control over weeks 3 to 6 No significant differences between FM and FM + HH
Aiello 2012 cluster-RCT USA	Face mask use (FM) vs face masks + hand hygiene (FM + HH) vs control	1. Clinical ILI 2. Laboratory-confirmed influenza A or B	1. Non-significant reductions in FM group compared with control over all weeks. Significant reduction in FM + HH group compared with control in weeks 3 to 6 2. Non-significant reductions in both intervention groups compared with control
Cowling 2009 cluster-RCT Hong Kong	Hand hygiene (HH) vs hand hygiene plus face masks (HH + mask) vs control	Secondary attack ratio for: 1. laboratory-confirmed influenza; 2. ILI definition 1; 3. ILI definition 2.	1. HH 5; HH + mask 7; control 10 2. HH 16; HH + mask 21; control 19 3. HH 4; HH + mask 7; control 5
Larson 2010 cluster-RCT USA	Education (control) vs education with alcohol-based hand sanitiser (HS) vs education + HS + face masks (HS + mask)	Incidence rate ratios (episodes per 1000 person-weeks) for: 1. URI; 2. ILI; 3. influenza. Secondary attack rates for: 4. URI/ILI/influenza; 5. ILI/influenza.	1. HS 29; HS + mask 39; control 35 2. HS 1.9; HS + mask 1.6; control 2.3 3. HS 0.6; HS + mask 0.5; control 2.3 4. HS 0.14; HS + mask 0.12; control 0.14 5. HS 0.02; HS + mask 0.02; control 0.02
Simmerman 2011 cluster-RCT Thailand	Control vs hand-washing (HW) vs hand-washing + paper surgical face masks (HW + mask)	Odds ratio for secondary attack rates for influenza	OR for HW: control 1.20 (95% CI 0.76 to 1.88) OR for HW + mask: control 1.16 (95% CI 0.74 to 1.82) OR for HW + mask: HW 0.72 (95% CI 0.21 to 2.48)
Suess 2012 cluster-RCT Germany	Face mask + hand hygiene (mask + HH) vs face masks only (mask) vs none (control)	Secondary attack rates in household contacts: 1. Laboratory-confirmed influenza 2. ILI	1. Mask 9; mask + HH 15; control 23 2. Mask 9; mask + HH 9; control 17

CI: confidence interval
 cluster-RCT: cluster-randomised controlled trial
 FM: face mask
 HH: hand hygiene
 HS: hand sanitiser
 HW: hand-washing
 ILI: influenza-like illness
 OR: odds ratio
 RCT: randomised controlled trial
 URI: upper respiratory infection
 vs: versus

Table 4. Results from trials of soap + water compared to hand sanitisers

Study	Comparison (see Table 1 for details of interventions)	Reported outcomes	Results
Azor-Martinez 2018 cluster-RCT Spain	Education and hand hygiene with soap and water (HH soap) vs hand hygiene with sanitiser (HH sanitiser) vs usual hand-washing procedures	1. URI incidence rate ratio (primary) 2. Percentage difference in absenteeism days	1: HH soap vs control 0.94 (95% CI 0.82 to 1.08); HH sanitiser vs control 0.77 (95% CI 0.68 to 0.88); HH soap vs HH sanitiser 1.21 (95% CI 1.06 to 1.39) 2: HH soap 3.9% vs control 4.2% (P < 0.001); HH sanitiser 3.25% vs control 4.2% (P = 0.026); HH soap 3.9% vs HH sanitiser 3.25% (P < 0.001)
Pandejpong 2012 cluster-RCT Thailand	Alcohol hand gel applied every 60 minutes vs every 120 minutes vs once before lunch (3 groups).	Absent days due to confirmed ILI/present days	0.017 in every hour group; 0.025 in every 2 hours group; 0.026 in before lunch group. Statistically significant difference between every hour group and before lunch group, and between every hour and every 2 hours groups
Savolainen-Kopra 2012 cluster-RCT Finland	Hand hygiene with soap and water (IR1 group) vs with alcohol-based hand rub (IR2 group) vs control (none); intervention groups also received education	1. Number of respiratory infection episodes/week 2. Number of reported infection episodes/week 3. Number of reported sick leave episodes/week	1. 0.076 in IR1; 0.085 in IR2; 0.080 in control, NS 2: 0.097 in IR1; 0.107 in IR2; 0.104 in control, NS 3: 0.042 in IR1; 0.035 in IR2; 0.035 in control. Significantly higher in IR1 compared with control
Turner 2004a and- Turner 2004b RCT Canada	Study 1. Ethanol vs salicylic acid 3.5% vs salicylic acid 1% and pyroglutamic acid 3.5% Study 2. Skin cleanser wipe vs ethanol (control)	% of volunteers infected with rhinovirus	7% in each intervention group; 32% in control (study 1) 22% in intervention, 30% in control (study 2)

CI: confidence interval
 cluster-RCT: cluster-randomised controlled trial
 HH: hand hygiene
 ILI: influenza-like illness
 NS: non-significant
 RCT: randomised controlled trial
 URI: upper respiratory infection
 vs: versus

Table 5. Results from trials of surface/object disinfection (with or without hand hygiene) compared to control

Study	Comparison (see Table 1 for details of interventions)	Reported outcomes	Results
Ban 2015 cluster-RCT China	Hand hygiene products, surface cleaning and disinfection provided to families and kindergartens vs none	1. Respiratory illness 2. Cough and expectoration	1. OR 0.47 for intervention to control (95% CI 0.38 to 0.59) 2. OR 0.56 (95% CI 0.48 to 0.65)
Carabin 1999 cluster-RCT Canada	One-off hygiene education and disinfection of toys with bleach vs none	Difference in incidence rate for URTI (cluster-level result)	0.28 episodes per 100 child-days lower in intervention group (95% CI 1.65 lower to 1.08 higher); URTI incidence rate IRR 0.80 (95% CI 0.68 to 0.93)
lbfelt 2015 cluster-RCT Denmark	Disinfectant washing of linen and toys by commercial company every 2 weeks vs usual care	Presence of respiratory viruses on surfaces	Statistically significant reduction in intervention group in adenovirus, rhinovirus, RSV, metapneumovirus, but not other viruses including coronavirus
Kotch 1994 RCT USA	Training in hand-washing and diapering and disinfection of surfaces vs none	Respiratory illness incidence rate in: 1. children < 24 months; 2. children ≥ 24 months.	1. 14.78 episodes per child-year in intervention; 15.66 in control 2. 12.87 in intervention; 11.77 in control
McConeghy 2017 RCT USA	Staff education, cleaning products, and audit of compliance and feedback vs none	Infection rates	Upper respiratory infections not reliably recorded or reported.
Sandora 2008 cluster-RCT USA	Hand sanitiser and disinfection of classroom surfaces vs materials about good nutrition (control)	Absence due to respiratory illness (multi-variable analysis)	Rate ratio 1.10 for intervention to control (95% CI 0.97 to 1.24)

CI: confidence interval
 cluster-RCT: cluster-randomised controlled trial
 IRR: incident rate ratio
 OR: odds ratio
 RCT: randomised controlled trial
 RSV: respiratory syncytial virus
 URTI: upper respiratory tract infection
 vs: versus

Table 6. Results from trials of complex interventions compared to control

Study	Comparison (see Table 1 for details of interventions)	Reported outcomes	Results
Complex hygiene and sanitation interventions compared to control			
Chard 2019 cluster-RCT	Complex sanitation intervention and education vs none	Pupil-reported symptoms of res-	NS difference between groups. 29% of intervention group; 32% control group; adjusted risk ratio 1.08 (95% CI 0.95 to 1.23)

Physical interventions to interrupt or reduce the spread of respiratory viruses (Review)

Table 6. Results from trials of complex interventions compared to control (Continued)

Laos		piratory infection over 1 week	
Hartinger 2016 cluster-RCT	Cooking and sanitation provision and education vs none	Number of ARI episodes per child-year	NS difference between groups. Risk ratio for intervention to control 0.95 (95% CI 0.82 to 1.10)
Peru			
Huda 2012 cluster-RCT	Sanitation provision and education vs none	Respiratory illness	12.6% in intervention group; 13.0% in control group. Not adjusted for multiple outcome measurements. No CIs reported.
Bangladesh			
Najnin 2019 cluster-RCT	Sanitation and behaviour change intervention (plus cholera vaccine) vs none	Respiratory illness in past 2 days	2.8% in intervention group; 2.9% in control group
Bangladesh			

ARI: acute respiratory infection

CI: confidence interval

cluster-RCT: cluster-randomised controlled trial

NS: non-significant

RCT: randomised controlled trial

vs: versus

Table 7. Results from trials of virucidal tissues compared to control

Study	Comparison	Reported outcomes	Results
Virucidal tissues compared with placebo or no tissues			
Farr 1988a and Farr 1988b cluster-RCT USA Trial 1 and Trial 2	Trial 1. Virucidal nasal tissues vs placebo vs none Trial 2. Virucidal nasal tissues vs placebo	Respiratory illnesses per person over 24 weeks Trial 1 Trial 2	Trial 1: 3.4 in tissues group; 3.9 in placebo group; 3.6 in no-tissues group Trial 2: 3.4 in tissues group; 3.6 in placebo group NS
Longini 1988 DB-PC RCT USA	Virucidal nasal tissues vs placebo	Secondary attack rate of viral infections (number of infections in household members of index case)	10.0 in intervention; 14.3 in placebo; NS

cluster-RCT: cluster-randomised controlled trial

DB-PC: double-blind, placebo-controlled

NS: non-significant

RCT: randomised controlled trial

vs: versus

Table 8. Summary of main results of the review for the primary outcomes

Interventions	RCT/cluster-RCT (N = 78)
Medical/surgical masks	Masks (medical/surgical) compared to no masks

Physical interventions to interrupt or reduce the spread of respiratory viruses (Review)

294

Table 8. Summary of main results of the review for the primary outcomes (Continued)

	<p>9 trials in the community showed no effect on ILI (RR 0.95, 0.84 to 1.09) (Abaluck 2022; Aiello 2010; Alfelali 2020; Barasheed 2014; Canini 2010; Cowling 2008;; MacIntyre 2009;; MacIntyre 2016; Suess 2012); and 6 trials in the community showed no effect on laboratory-confirmed influenza 95% CI RR 1.01 (0.72 to 1.42) (Aiello 2012; Alfelali 2020; Bundgaard 2021; Cowling 2008; MacIntyre 2009; Suess 2012). Two trials in health care workers where the control group wore masks if they were required provided inconclusive results with very wide confidence intervals (Jacobs 2009; MacIntyre 2015).</p> <p>Medical/surgical masks versus other (non-N95) masks: 1 trial showed more ILI with cloth mask (RR 13.25, 1.74 to 100.97) (MacIntyre 2015); 1 trial showed no effect of catechin-treated masks on influenza (adjusted OR 2.35, 0.40 to 13.72) (Ide 2016).</p>
N95 respirator	<p>N95 respirators compared to medical/surgical masks</p> <p>3 trials showed no difference for clinical respiratory illness (RR 0.70, 0.45 to 1.10) (MacIntyre 2011; MacIntyre 2013; Radonovich 2019);</p> <p>4 trials showed no difference for ILI (95% CI RR 0.81, 0.62 to 1.05) (Loeb 2009; MacIntyre 2009; MacIntyre 2011; Radonovich 2019); and 4 trials showed no difference for laboratory-confirmed influenza (95% CI RR 1.06, 0.81 to 1.38) (Loeb 2009; MacIntyre 2009; MacIntyre 2011; Radonovich 2019).</p> <p>4 trials conducted in HCWs: 3 trials showed no difference for clinical respiratory illness (RR 0.70, 0.45 to 1.10) (MacIntyre 2011; MacIntyre 2013; Radonovich 2019); 3 trials showed no difference for ILI (RR 0.64, 0.32 to 1.31) (Loeb 2009; MacIntyre 2011; Radonovich 2019); and 3 trials showed no difference for laboratory-confirmed ILI (RR 1.02, 0.73 to 1.43) (Loeb 2009; MacIntyre 2011; Radonovich 2019).</p>
Hand hygiene	<p>Hand hygiene compared to control</p> <p>19 trials found an effect on combined outcome (ARI or ILI or influenza) (RR 0.89, 0.83 to 0.94) (Ashraf 2020; Azor-Martinez 2018; Biswas 2019; Correa 2012; Cowling 2008; Cowling 2009; Hubner 2010; Larson 2010; Little 2015; Millar 2016; Nicholson 2014; Ram 2015; Roberts 2000; Sandora 2005; Simmerman 2011; Stebbins 2011; Swarthout 2020; Teasing 2021; Zomer 2015); 9 trials showed an effect on ARI (RR 0.86, 0.81 to 0.90) (Ashraf 2020; Azor-Martinez 2018; Correa 2012; Larson 2010; Little 2015; Millar 2016; Nicholson 2014; Sandora 2005; Swarthout 2020); 11 trials showed no effect on ILI (RR 0.94, 0.81 to 1.09) (Biswas 2019; Cowling 2008; Cowling 2009; Hubner 2010; Larson 2010; Little 2015; Ram 2015; Roberts 2000; Simmerman 2011; Teasing 2021; Zomer 2015); and 8 trials no effect on laboratory-confirmed influenza (RR 0.91, 95% CI 0.63 to 1.30) (Biswas 2019; Cowling 2008; Cowling 2009; Hubner 2010; Larson 2010; Ram 2015; Simmerman 2011; Stebbins 2011).</p>
Hand hygiene + medical/surgical masks	<p>Hand hygiene + medical/surgical masks compared to control</p> <p>7 trials showed no effect on ILI (95% CI RR 0.97, 0.80 to 1.19) (Aelami 2015; Aiello 2010; Aiello 2012; Cowling 2009; Larson 2010; Simmerman 2011; Suess 2012); and 4 trials showed no effect on laboratory-confirmed influenza (RR 0.97, 0.69 to 1.36) (Cowling 2009; Larson 2010; Simmerman 2011; Suess 2012).</p> <p>Hand hygiene + medical/surgical masks compared to hand hygiene</p> <p>3 trials showed no effect on ILI (RR 1.03, 0.69 to 1.53) or laboratory-confirmed influenza (RR 0.99, 0.69 to 1.44) (Cowling 2009; Larson 2010; Simmerman 2011).</p>
Soap + water compared to sanitiser, and comparisons of different types of sanitiser	<p>Soap + water compared to sanitiser, and comparisons of different types of sanitiser</p> <p>1 trial hand sanitiser was more effective than soap and water (Azor-Martinez 2018); 1 trial there was no difference (Savolainen-Kopra 2012).</p> <p>2 trials in children antiseptic was more effective (Morton 2004; White 2001); 1 trial in children antiseptic = soap (Luby 2005).</p> <p>1 trial hand sanitisers were better than placebo, but no difference between sanitisers (Turner 2004a); 1 trial no difference between different wipes (Turner 2004b).</p>

Table 8. Summary of main results of the review for the primary outcomes (Continued)

Surface/object disinfection (with or without hand hygiene) compared to control	<p>Surface/object disinfection compared to control</p> <p>2 trials were effective on ARI (Ban 2015; Carabin 1999); 1 trial was effective for viruses detected on surfaces (Ibfelt 2015); 2 trials showed no difference in ARIs (Kotch 1994; McConeghy 2017).</p>
Disinfection of living quarters	-
Complex interventions	<p>Complex interventions compared to control</p> <p>4 trials in low-income countries found no effect on respiratory viral illness (Chard 2019; Hartinger 2016; Huda 2012; Najnin 2019).</p>
Physical interventions (masks, gloves, gowns combined)	-
Gloves	-
Gowns	-
Physical distancing	<p>Physical distancing compared to self-isolation</p> <p>1 trial reported 1 positive SARS-CoV-2 case in the fitness centre access arm versus 0 in the no access arm (risk difference 0.05%, 95% CI - 0.05 to 0.16%) (Helsingen 2021)</p>
Quarantine in the community	<p>Quarantine compared to control</p> <p>1 trial effective for influenza (Cox hazard ratio 0.799, 95% CI 0.66 to 0.97) (Miyaki 2011).</p> <p>Daily contact testing compared to self-isolation</p> <p>1 trial showed non-inferiority of daily contact testing of school-based contacts compared to self-isolation for SARS-CoV-2 (RR 0.96, 95% CI 0.75 to 1.22) (Young 2021)</p>
Eye protection	<p>Glasses compared to no glasses</p> <p>1 pragmatic RCT conducted in Norway wearing any type of eyeglasses when close to other people outside their home (on public transport, in shopping malls etc.), over a 14-day period. Positive COVID-19 tests based on self-reporting were 9.6% and 11.5% (RR 0.83, 95% CI 0.69 to 1.00) (Fretheim 2022a).</p>
Gargling	<p>Gargling compared to control</p> <p>1 trial gargling with tap water was effective, povidone-iodine was not effective (Satomura 2005); 1 trial gargling with green tea was not more effective than tap water (Ide 2014); 1 trial gargling with water was not effective (Goodall 2014); pooling of 2 trials showed no effect of gargling (RR 0.91, 95% CI 0.63 to 1.31) (Goodall 2014; Satomura 2005).</p> <p>Mouth/nose rinse compared to control</p> <p>2 trials found a large protective effect on SARS-CoV-2 (RR 0.07, 0.01 to 0.23) (Almanza-Reyes 2021; Gutiérrez-García 2022).</p>
Virucidal tissues	<p>Virucidal tissues compared to control</p> <p>1 trial had a small effect (Farr 1988a) ("The study authors conclude that virucidal tissues have only a small impact upon the overall rate of natural acute respiratory illnesses"); 2 trials showed a non-significant difference (Farr 1988b; Longini 1988).</p>
Nose wash	-

ARI: acute respiratory infection
 CI: confidence interval

HCW: healthcare worker
 ILL: influenza-like illness
 OR: odds ratio
 RCT: randomised controlled trial
 RR: risk ratio

Table 9. Trial authors' outcome definitions

Study	Outcome definitions
Masks (n = 16)	
Abaluck 2022 cluster-RCT Bangladesh	<p>COVID-19 symptoms as per the WHO case definition of probable COVID-19 given epidemiological risk factors: (i) fever and cough; (ii) 3 or more of the following symptoms (fever, cough, general weakness and/or fatigue, headache, myalgia, sore throat, coryza, dyspnoea, anorexia, nausea, and/or vomiting, diarrhoea, and altered mental status); or (iii) loss of taste or smell. The owner of the household's primary phone completed surveys by phone or in-person at weeks 5 and 9 after the start of the intervention. They were asked to report symptoms experienced by any household member consistent with the WHO. COVID-19 case definition.</p> <p>Laboratory: seropositivity was defined by having detectable IgG antibodies in blood samples against SARS-CoV-2, using the SCoV-2 Detect™ IgG ELISA kit (InBios, Seattle, Washington). This assay detects IgG antibodies against the spike protein subunit (S1) of SARS-CoV-2.</p> <p>Safety: harms were not directly assessed in this study, but it is stated no adverse events were reported.</p>
Alfelali 2020 cluster-RCT Haj in Makkah, Saudi Arabia	<p>Laboratory: swabs were placed it into UTM™ (COPAN) viral transport media. Swabs labelled with the participant's unique barcode number were stored in an icebox at -20 °C before being re-stored by day's end in a -80 °C freezer at the laboratory of the Hajj Research Center at Umm Al-Qura University, Makkah. After Hajj, these swabs were shipped in refrigerated or cold containers to the Centre for Infectious Disease and Microbiology Laboratory Services, Westmead Hospital, NSW, Australia. There, nucleic acid was extracted with the Qiagen bioROBOT EZ instrument (Qiagen, Valencia, CA), and amplification was performed using the Roche LC 480 (Roche Diagnostics GmbH, Mannheim, Germany) instrument. Respiratory viruses were detected using a real-time, multiplex reverse transcription polymerase chain reaction assay targeting human coronaviruses (OC43, 229E and NL63), influenza A and B viruses, respiratory syncytial virus (RSV), parainfluenza viruses 1 to 3, human metapneumovirus, rhinovirus, enterovirus and adenovirus. Middle East respiratory syndrome coronavirus (MERS-CoV) assay targeting the upstream region of the E gene (upE) was also performed.</p> <p>Safety: harms of using face masks were difficulty in breathing (26.2%); discomfort (22%); and a small minority (3%) reported feeling hot, sweating, a bad smell or blurred vision with eyeglasses.</p>
Bundgaard 2021 RCT Denmark	<p>Laboratory: viral RNA was extracted from swab samples in DNA/RNA Shield (Zymo Research) using Quick-RNA Microprep Kit (Zymo Research) with the below modifications. 200 µl samples were incubated for 1 min with proteinase K (Qiagen) in a final concentration of 0.2 µg/µl prior to treatment with lysis buffer (Quick-RNA Microprep Kit). Only a single washing step using 400 µl RNA Wash Buffer (Quick-RNA Microprep Kit) was performed before elution in 15µl RNase free water.</p> <p>Participants tested for SARS-CoV-2 IgM and IgG antibodies in whole blood using a point-of-care test (Lateral Flow test [Zhuhai Livzon Diagnostics]) according to the manufacturer's recommendations. After puncturing a fingertip with a lancet, they withdrew blood into a capillary tube and placed 1 drop of blood followed by 2 drops of saline in the test chamber in each of the 2 test plates (IgM and IgG).</p> <p>Safety: harms were not mentioned as an outcome in the methods, but psychological adverse effects were mentioned, and 14% reported adverse reactions from other people regarding wearing a face mask.</p>

Table 9. Trial authors' outcome definitions (Continued)

<p>Cowling 2008</p> <p>cluster-RCT</p> <p>Hong Kong</p>	<p>Laboratory:</p> <p>QuickVue Influenza A+B rapid test</p> <p>Viral culture on MDCK (Madin-Darby canine kidney cells)</p> <p>Samples were harvested using NTS, but the text refers to a second procedure from June 2007 onwards with testing for influenza viruses on index participants with a negative QuickVue result but a fever $\geq 38^{\circ}\text{C}$ who were also randomised and further followed up. Data on clinical signs and symptoms were collected for all participants, and an additional NTS was collected for later confirmation of influenza infection by viral culture. It is noteworthy that dropout was higher in households of index participants who had a negative result on the rapid influenza test (25/44, 57%) compared to those who had a positive result (45/154, 29%).</p> <p>Effectiveness: secondary attack ratios (SAR): SAR is the proportion of household contacts of an index case who subsequently were ill with influenza (symptomatic contact individuals with at least 1 NTS positive for influenza by viral culture or PCR)</p> <p>3 clinical definitions were used for secondary analysis:</p> <ol style="list-style-type: none"> 1. fever $\geq 38^{\circ}\text{C}$ or at least 2 of the following symptoms: headache, coryza, sore throat, muscle aches and pains; 2. at least 2 of the following S/S: fever $\geq 37.8^{\circ}\text{C}$, cough, headache, sore throat and muscle aches and pains; and 3. fever of $\geq 37.8^{\circ}\text{C}$ plus cough or sore throat. <p>Safety: harms were not mentioned as an outcome in the methods, but it was reported in the results that there were no adverse events.</p>
<p>Jacobs 2009</p> <p>RCT</p> <p>Japan</p>	<p>Laboratory-confirmation not reported.</p> <p>Effectiveness: URTI is defined on the basis of a symptom score with a score > 14 being a URTI according to Jackson's 1958 criteria ("Jackson score"). These are not explained in text, although the symptoms are listed in Table 3 (any, sore throat, runny nose, stuffy nose, sneeze, cough, headache, earache, feel bad) together with their mean and scores (SD) by intervention arm.</p> <p>Safety: the text does not mention or report harms. These appear to be indistinguishable from URTI symptoms (e.g. headache, which is reported as of significantly longer duration in the intervention arm). Compliance is self-reported as high (84.3% of participants).</p>
<p>Loeb 2009</p> <p>cluster-RCT</p> <p>HCW</p> <p>Canada</p>	<p>Clinical respiratory illness, influenza-like illness, and laboratory-confirmed respiratory virus infection.</p> <ol style="list-style-type: none"> 1. Clinical respiratory illness, defined as 2 or more respiratory symptoms or 1 respiratory symptom and a systemic symptom. 2. Influenza-like illness, defined as fever $\geq 38^{\circ}\text{C}$ plus 1 respiratory symptom. 3. Laboratory-confirmed viral respiratory infection. Laboratory confirmation was by nucleic acid detection using multiplex RT-PCR for 17 respiratory viruses. <p>Safety: harms were not mentioned as an outcome in the methods, but it is stated in the results that no adverse events were reported by participants.</p>
<p>MacIntyre 2009</p> <p>cluster-RCT</p> <p>Australia</p>	<p>Eligibility criteria were stipulated as follows:</p> <ol style="list-style-type: none"> 1. the household contained > 2 adults > 16 years of age and 1 child 0 to 15 years of age; 2. the index child had fever (temperature $> 37.8^{\circ}\text{C}$) and either a cough or sore throat; 3. the child was the first and only person to become ill in the family in the previous 2 weeks; 4. adult caregivers consented to participate in the study; and 5. the index child was not admitted to the hospital. <p>Definitions used for outcomes:</p>

Table 9. Trial authors' outcome definitions (Continued)

1. ILI defined by the presence of fever (temperature > 37.8 °C), feeling feverish or a history of fever, > 2 symptoms (sore throat, cough, sneezing, runny nose, nasal congestion, headache), or 1 of the symptoms listed plus laboratory confirmation of respiratory viral infection.
2. Laboratory confirmation: multiplex RT-PCR tests to detect influenza A and B and RSV, PIV types 1 to 3, picornaviruses (enteroviruses or rhinoviruses), adenoviruses, coronaviruses 229E and OC43, and hMPV plus ≥ 1 symptom

Effectiveness: presence of ILI or a laboratory diagnosis of respiratory virus infection within 1 week of enrolment.

Safety: harms not mentioned as an outcome in the methods, but it is reported in the results that more than 50% of participants reported concerns with mask wearing, mainly that wearing a face mask was uncomfortable, but there were no significant differences between the P2 (N95) and surgical mask groups. Other concerns were that the child did not want the parent wearing a mask.

<p>Aiello 2010</p> <p>cluster-RCT</p> <p>USA</p>	<p>Laboratory details are described in appendix.</p> <p>Effectiveness: ILI, defined as cough and at least 1 constitutional symptom (fever/feverishness, chills, headache, myalgia). ILI cases were given contact nurses phone numbers to record the illness and paid USD 25 to provide a throat swab. 368 participants had ILI, 94 of which had a throat swab analysed by PCR. 10 of these were positive for influenza (7 for A and 3 for B), respectively by arm 2, 5 and 3 using PCR, 7 using cell culture.</p> <p>Safety: no outcomes on harms planned or reported.</p>
<p>Canini 2010</p> <p>cluster-RCT</p> <p>USA</p>	<p>The primary endpoint was the proportion of household contacts who developed an ILI during the 7 days following inclusion. Exploratory cluster-level efficacy outcome, the proportion of households with 1 or more secondary illness in household contacts.</p> <p>A temperature over 37.8 °C with cough or sore throat was used as primary clinical case definition.</p> <p>The authors also used a more sensitive case definition based on a temperature over 37.8 °C or at least 2 of the following: sore throat, cough, runny nose, or fatigue.</p> <p>Safety: adverse reactions due to mask wearing were reported, with 38 (75%) participants in the intervention arm experiencing discomfort with mask use due to warmth (45%), respiratory difficulties (33%), and humidity (33%). Children wearing children face masks reported feeling pain more frequently than other participants wearing adult face masks (P = 0.036).</p>
<p>Aiello 2012</p> <p>cluster-RCT in halls of residence in the USA</p>	<p>Clinically verified ILI - case definition (presence of cough and at least 1 or more of fever/feverishness, chills, or body aches)</p> <p>Laboratory-confirmed influenza A or B. Throat swab specimens were tested for influenza A or B using real-time PCR.</p> <p>Safety: no outcomes on harms planned or reported.</p>
<p>Barasheed 2014</p> <p>cluster-RCT</p> <p>Saudi Arabia</p>	<p>Laboratory: 2 nasal swabs from all ILI cases and contacts. 1 for influenza POCT using the QuickVue Influenza (A+B) assay (Quidel Corporation, San Diego, USA) and 1 for later NAT for influenza and other respiratory viruses. However, there was a problem with getting POCT on time during Hajj.</p> <p>Effectiveness: to assess the effectiveness of face masks in the prevention of transmission of ILI. ILI was defined as subjective (or proven) fever plus 1 respiratory symptom (e.g. dry or productive cough, runny nose, sore throat, shortness of breath).</p> <p>Safety: no outcomes on harms planned or reported.</p>
<p>MacIntyre 2011</p> <p>cluster-RCT</p> <p>China</p>	<p>Clinical respiratory illness</p> <p>Influenza-like illness</p> <p>Laboratory-confirmed viral respiratory infection</p>

Table 9. Trial authors' outcome definitions (Continued)

	<p>Laboratory-confirmed influenza A or B</p> <ol style="list-style-type: none"> 1. Clinical respiratory illness, defined as 2 or more respiratory or 1 respiratory symptom and a systemic symptom. 2. Influenza-like illness, defined as fever $\geq 38^{\circ}\text{C}$ plus 1 respiratory symptom (i.e. cough, runny nose, etc.). 3. Laboratory-confirmed viral respiratory infection (detection of adenoviruses, human metapneumovirus, coronavirus 229E/NL63, parainfluenza viruses 1, 2, and 3, influenza viruses A and B, respiratory syncytial virus A and B, rhinovirus A/B and coronavirus OC43/HKU1 by multiplex PCR). 4. Laboratory-confirmed influenza A or B. 5. Adherence with mask/respirator use. <p>Safety: adherence and adverse effects of mask wearing were collected at exit interviews 4 weeks' post study. Significantly higher adverse events with N95 respirator compared to medical mask for discomfort, headache, difficulty breathing, nose pressure, trouble communicating, not wearing, and unspecified "other" side effects. Over 50% of those wearing N95 respirators reported adverse events. Of those wearing medical masks versus N95 respirators, 85.5% (420/491) versus 47.4% (447/943) reported no adverse events ($P < 0.001$), respectively.</p>
<p>MacIntyre 2013 cluster-RCT China</p>	<p>Laboratory:</p> <ol style="list-style-type: none"> 1. Laboratory-confirmed viral respiratory infection in symptomatic participants, defined as detection of adenoviruses; human metapneumovirus; coronaviruses 229E/NL63 and OC43/HKU1; parainfluenza viruses 1, 2, and 3; influenza viruses A and B; respiratory syncytial viruses A and B; or rhinoviruses A/B by NAT using a commercial multiplex PCR (Seegen, Inc., Seoul, Korea). 2. Laboratory-confirmed influenza A or B in symptomatic participants. 3. Laboratory-confirmed bacterial colonisation in symptomatic participants, defined as detection of <i>Streptococcus pneumoniae</i>, <i>Legionella</i>, <i>Bordetella pertussis</i>, <i>Chlamydia</i>, <i>Mycoplasma pneumoniae</i>, or <i>Haemophilus influenzae</i> type B by multiplex PCR (Seegen, Inc.). <p>Effectiveness: clinical respiratory illness defined as 2 or more respiratory symptoms or 1 respiratory symptom and a systemic symptom. ILI defined as fever (38°C) plus 1 respiratory symptom.</p> <p>Safety: adverse effects measured using a semi-structured questionnaire. Investigators stated that there was higher reported adverse effects and discomfort of N95 respirators compared with the other 2 arms. In terms of comfort, 52% (297 of 571) of the medical mask arm reported no problems, compared with 62% (317 of 512) of the targeted arm and 38% (217 of 574) of the N95 arm ($P < 0.001$).</p>
<p>MacIntyre 2015 cluster-RCT Vietnam</p>	<p>Clinical respiratory illness, influenza-like illness, and laboratory-confirmed respiratory virus infection.</p> <ol style="list-style-type: none"> 1. Clinical respiratory illness, defined as 2 or more respiratory symptoms or 1 respiratory symptom and a systemic symptom. 2. Influenza-like illness, defined as fever $\geq 38^{\circ}\text{C}$ plus 1 respiratory symptom. 3. Laboratory-confirmed viral respiratory infection. Laboratory confirmation was by nucleic acid detection using multiplex RT-PCR for 17 respiratory viruses. <p>Safety: adverse events associated with face mask use were reported in 40.4% (227/562) of HCWs in the medical/surgical mask arm and 42.6% (242/568) in the cloth mask arm ($P = 0.45$). The most frequently reported adverse events were: general discomfort (35.1%; 397/1130) and breathing problems (18.3%; 207/1130). The rate of ILI was higher in the cloth mask arm compared to medical/surgical masks (RR 13.25, 95% CI 1.74 to 100.97).</p>
<p>MacIntyre 2016 cluster-RCT China</p>	<p>Clinical respiratory illness, influenza-like illness, and laboratory-confirmed viral respiratory infection.</p> <ol style="list-style-type: none"> 1. Clinical respiratory illness, defined as 2 or more respiratory symptoms (cough, nasal congestion, runny nose, sore throat, or sneezes) or 1 respiratory symptom and a systemic symptom (chill, lethargy, loss of appetite, abdominal pain, muscle or joint aches).

Table 9. Trial authors' outcome definitions (Continued)

	<p>2. Influenza-like illness, defined as fever $\geq 38^{\circ}\text{C}$ plus 1 respiratory symptom.</p> <p>3. Laboratory-confirmed viral respiratory infection, defined as detection of adenoviruses, human metapneumovirus, coronaviruses 229E/NL63 and OC43/HKU1, parainfluenza viruses 1, 2, and 3, influenza viruses A and B, respiratory syncytial virus A and B, or rhinovirus A/B by NAT using a commercial multiplex PCR.</p> <p>Safety: no outcomes on harms planned or reported.</p>
<p>Radonovich 2019</p> <p>cluster-RCT</p> <p>USA</p>	<p>Laboratory. Primary outcome: incidence of laboratory-confirmed influenza, defined as:</p> <ol style="list-style-type: none"> 1. detection of influenza A or B virus by RT-PCR in an upper respiratory specimen collected within 7 days of symptom onset; 2. detection of influenza from a randomly obtained swab from an asymptomatic participant; and 3. influenza seroconversion (symptomatic or asymptomatic), defined as at least a 4-fold rise in haemagglutination inhibition antibody titres to influenza A or B virus between pre-season and postseason serological samples deemed not attributable to vaccination. <p>Effectiveness. Secondary outcomes: incidence of 4 measures of viral respiratory illness or infection as follows:</p> <ol style="list-style-type: none"> 1. acute respiratory illness with or without laboratory confirmation; 2. laboratory-detected respiratory infection, defined as detection of a respiratory pathogen by PCR or serological evidence of infection with a respiratory pathogen during the study surveillance period(s), which was added to the protocol prior to data analysis; and 3. laboratory-confirmed respiratory illness, identified as previously described (defined as self-reported acute respiratory illness plus the presence of at least PCR-confirmed viral pathogen in a specimen collected from the upper respiratory tract within 7 days of the reported symptoms and/or at least a 4-fold rise from pre-intervention to postintervention serum antibody titres to influenza A or B virus). <p>Influenza-like illness, defined as temperature of at least 100°F (37.8°C) plus cough and/or a sore throat, with or without laboratory confirmation.</p> <p>Safety: 19 participants reported skin irritation or worsening acne during years 3 and 4 at 1 site in the N95 respirator group.</p>
<p>Hand and hygiene (n = 35)</p>	
<p>Alzahrer 2018</p> <p>cluster-RCT</p> <p>Saudi Arabia</p>	<p>Episode of URI was defined as having 2 of the following symptoms for a day or 1 of the symptoms for 2 or more consecutive days: 1) a runny nose, 2) a stuffy or blocked nose or noisy breathing, 3) sneezing, 4) a cough, 5) a sore throat, and 6) feeling hot, having a fever or a chill.</p>
<p>Arbogast 2016</p> <p>cluster-RCT</p> <p>USA</p>	<p>ICD-9 used: 46611: acute bronchiolitis due to respiratory syncytial virus, 46619: acute bronchiolitis due to other infectious organisms, 4800: pneumonia due to adenovirus, 4809: viral pneumonia, unspecified, 4870: influenza with pneumonia, 07999: unspecified viral infection, 4658: acute upper respiratory infections of other multiple sites, 4659: acute upper respiratory infections of unspecified site, 4871: influenza with other respiratory manifestations.</p>
<p>Ashraf 2020</p> <p>cluster-RCT</p> <p>Bangladesh</p>	<p>Main outcome: 7-day prevalence of acute respiratory infection (ARI), defined as caregiver-reported symptoms of persistent cough or panting, wheezing, or difficulty breathing (1 or 2) in the 7 days before the interview.</p>
<p>Azor-Martinez 2016</p> <p>RCT</p> <p>Spain</p>	<p>Upper respiratory illness was defined as 2 of the following symptoms during 1 day, or 1 of the symptoms for 2 consecutive days: (1) runny nose; (2) stuffy or blocked nose or noisy breathing; (3) cough; (4) feeling hot or feverish or having chills; (5) sore throat; or (6) sneezing.</p>

Table 9. Trial authors' outcome definitions (Continued)

Azor-Martinez 2018 RCT Spain	Respiratory illness (RI) was defined as the presence of 2 of the following symptoms during 1 day or the presence of 1 of the symptoms for 2 consecutive days: (1) runny nose, (2) stuffy or blocked nose or noisy breathing, (3) cough, (4) feeling hot or feverish or having chills, (5) sore throat, or (6) sneezing. ICD-10 and ICD-9 diagnosis codes used: nonspecific upper respiratory tract infection (465.9), otitis media (382.9), pharyngotonsillitis (463), lower respiratory tract infections (485 and 486), acute bronchitis (490), and bronchiolitis (466.19). Study authors combined the bronchopneumonia code (485) and pneumonia code (486) under the label "lower respiratory tract infections." If > 1 antibiotic was prescribed during an episode, they used the first prescription for analysis. The final diagnosis was done by the medical researchers on the basis of the symptoms described above and a review of the medical history of children with RIs.
Biswas 2019 cluster-RCT Bangladesh	Influenza-like illness: an ILI episode was defined as measured fever > 38 °C or subjective fever and cough. Laboratory-confirmed influenza Nasal swabs for real-time RT-PCR.
Correa 2012 cluster-RCT Colombia	Acute respiratory infection was defined as 2 or more of the following symptoms for at least 24 hours, lasting at least 2 days: runny, stuffy, or blocked nose or noisy breathing; cough; fever, hot sensation, or chills; and/or sore throat. Ear pain alone was considered ARI alternately.
Cowling 2009 cluster-RCT Hong Kong	Laboratory-confirmed of influenza virus infection by RT-PCR for influenza A and B virus. Clinical influenza-like illness: used 2 clinical definitions of influenza based on self-reported data from the symptom diaries as secondary analyses. The first definition of clinical influenza was at least 2 of the following signs and symptoms: temperature 37.8 °C or greater, cough, headache, sore throat, and myalgia; the second definition was temperature 37.8 °C or greater plus cough or sore throat.
DiVita 2011 (conference abstract) RCT Bangladesh	Influenza-like illness was defined as fever in children < 5 years old and fever with cough or sore throat in individuals > 5 years old.
Feldman 2016 cluster-RCT Israel	Infectious diseases grouped into diarrhoeal, respiratory, and skin infection. Based on ICD-9, but no supplementary material was accessible for further definition (Supplementary Material C lists all ICD-9 diagnoses tallied in this "outcome").
Gwaltney 1980 RCT USA	Viral cultures and serology if rhinovirus in laboratory-inoculation
Hubner 2010 RCT Germany	Assessing illness rates due to common cold and diarrhoea. Collecting data on illness symptoms (common cold, sinusitis, sore throat, fever, cough, bronchitis, pneumonia, influenza, diarrhoea) and associated absenteeism at the end of every month. Definitions of symptoms were given to the participants as part of the individual information at the beginning of the study. Whilst most symptoms are quite self-explanatory, "influenza" and "pneumonia" are specific diagnoses that were confirmed by professional diagnosis only. Similarly, (self-) diagnosis of "fever" required objective measurement with a thermometer.
Ladegaard 1999	Laboratory: serological evidence

Table 9. Trial authors' outcome definitions (Continued)

RCT Denmark	Effectiveness: influenza-like illness (described as fever, history of fever or feeling feverish in the past week, myalgia, arthralgia, sore throat, cough, sneezing, runny nose, nasal congestion, headache). However, a positive laboratory finding for influenza converts the ILI definition into one of influenza.
Larson 2010 cluster-RCT USA	Study goals: rates of symptoms and secondary transmission of URIs, incidence of virologically confirmed influenza, knowledge of prevention and treatment strategies for influenza and URIs, and rates of influenza vaccination. <ol style="list-style-type: none"> 1. Laboratory-confirmed influenza: nasal swabs to test for influenza types A and B as well as other common respiratory viruses by rapid culture (R-Mix, Diagnostic Hybrids, Inc., Athens, OH, USA). PCR and subtyping of the samples was done during the second half of the second year of the study. 2. Influenza-like illness: CDC definition of ILI from the Sentinel Physicians' Network was used to determine when masks should be worn: "temperature of $\geq 37.8^{\circ}\text{C}$ and cough and/or sore throat in the absence of a known cause other than influenza". 3. Episodes of URI = upper respiratory infection: not clear, no explicitly stated definition, reported that the most commonly reported URI symptoms are cough or rhinorrhoea.
Little 2015 RCT England	Respiratory tract infections defined as 2 symptoms of an RTI for at least 1 day or 1 symptom for 2 consecutive days. For reported ILI, study authors did not use WHO or CDC definitions because these definitions require measured temperature, and thus were not appropriate (participants were not included after a clinical examination), and they did not use the European Centre for Disease Prevention and Control definition (1 systemic and 1 respiratory symptom) because, according to the international influenza collaboration, this definition does not necessarily differentiate ILI from a common cold. Influenzanet suggests making high temperature a separate element. Their pragmatic definition of ILI therefore required a high temperature (feeling very hot or very cold; or measured temperature $> 37.5^{\circ}\text{C}$), a respiratory symptom (sore throat, cough, or runny nose), and a systemic symptom (headache, severe fatigue, severe muscle aches, or severe malaise).
Luby 2005 RCT Pakistan	Defined pneumonia in children according to the WHO clinical case definition: cough or difficulty breathing with a raised respiratory rate (> 60 per minute in individuals younger than 60 days old, > 50 per minute for those aged 60 to 364 days, and > 40 per minute for those aged 1 to 5 years)
Millar 2016 cluster-RCT USA	Medically attended, outpatient cases of acute respiratory infection in the study population. The case definition was any occurrence of the following International Classification of Disease, 9 Revision, Clinical Modification (ICD-9) symptom or disease-specific codes: 460 to 466, 480 to 488, and specifically 465.9, 482.9, 486, and 487.1. Acute respiratory infections (460 to 466) 460 Acute nasopharyngitis (common cold) 461 Acute sinusitis 462 Acute pharyngitis 463 Acute tonsillitis 464 Acute laryngitis and tracheitis 465 Acute upper respiratory infections of multiple or unspecified sites 466 Acute bronchitis and bronchiolitis Pneumonia and influenza (480 to 488) 480 Viral pneumonia 481 Pneumococcal pneumonia (<i>Streptococcus pneumoniae</i> pneumonia) 482 Other bacterial pneumonia

Table 9. Trial authors' outcome definitions (Continued)

	483 Pneumonia due to other specified organism
	484 Pneumonia in infectious diseases classified elsewhere
	485 Bronchopneumonia, organism unspecified
	486 Pneumonia, organism unspecified
	487 Influenza
	488 Influenza due to identified avian influenza virus
	465.9 Acute upper respiratory infections of unspecified site
	482.9 Bacterial pneumonia NOS
	487.1 Diagnosis of influenza with other respiratory manifestations
Morton 2004 cluster-RCT Cross-over study USA	Respiratory illnesses defined by symptoms of upper respiratory infections such as nasal congestion, cough, or sore throat, in any combination, with or without fever
Nicholson 2014 cluster-RCT India	Acute respiratory infections Operational definitions for all the illnesses were taken from Black's Medical Dictionary. ARIs defined as "Pneumonia, cough, fever, chest pain and shortness of breath, cold, inflammation of any or all of the airways, that is, nose, sinuses, throat, larynx, trachea and bronchi".
Pandejpong 2012 cluster-RCT Thailand	Influenza-like illness defined if 2 or more symptoms of stuffy nose, cough, fever or chills, sore throat, headache, diarrhoea, presence of hand, foot, or mouth ulcers.
Priest 2014 cluster-RCT New Zealand	Respiratory illness was defined as an episode of illness that included at least 2 of the following caregiver-reported symptoms for 1 day, or 1 of these symptoms for 2 days (but not fever alone): runny nose, stuffy or blocked nose or noisy breathing, cough, fever, sore throat, or sneezing.
Ram 2015 RCT Bangladesh	Influenza-like illness Age-specific definitions of ILI. For individuals ≥ 5 years old, ILI was defined as history of fever with cough or sore throat. For children < 5 years old, ILI was defined as fever; study authors used this relatively liberal case definition in order to include influenza cases with atypical presentations in children. Laboratory-confirmed influenza infection Oropharyngeal swabs from index case patients for laboratory testing for influenza. All swabs were tested by PCR for influenza A and B, with further subtyping of influenza A isolates.
Roberts 2000 cluster-RCT Australia	The symptoms of acute upper respiratory illness elicited from parents were: a runny nose, a blocked nose, and cough. Study authors used a definition of colds based on a community intervention trial of virucidal impregnated tissues. A cold was defined as either 2 symptoms for 1 day or 1 of the respiratory symptoms for at least 2 consecutive days, but not including 2 consecutive days of cough alone. Study authors defined a

Table 9. Trial authors' outcome definitions (Continued)

	new episode of a cold as the occurrence of respiratory symptoms after a period of 3 symptom-free days.
Sandora 2005 cluster-RCT USA	The overall rates of secondary respiratory and GI illness. Respiratory illness was defined as 2 of the following symptoms for 1 day or 1 of the symptoms for 2 consecutive days: (1) runny nose; (2) stuffy or blocked nose or noisy breathing; (3) cough; (4) fever, feels hot, or has chills; (5) sore throat; and (6) sneezing. An illness was considered new or separate when a period of at least 2 symptom-free days had elapsed since the previous illness. An illness was defined as a secondary case when it began 2 to 7 days after the onset of the same illness type (respiratory or GI) in another household member.
Savolainen-Kopra 2012 cluster-RCT Finland	Nasal and pharyngeal stick samples from participants with respiratory symptoms
Simmerman 2011 cluster-RCT Thailand	Influenza-like illness defined by WHO as fever plus cough or sore throat, based on self-reported symptoms. Laboratory-confirmed secondary influenza virus infections amongst household members described as the secondary attack rate. The secondary influenza virus infection was defined as a positive rRT-PCR result on days 3 or 7 or a four-fold rise in influenza HI antibody titres with the virus type and subtype matching the index case.
Stebbins 2011 cluster-RCT USA	The primary outcome was an absence episode associated with an influenza-like illness that was subsequently laboratory-confirmed as influenza A or B. The following CDC definition for ILI was used: fever ≥ 38 °C with sore throat or cough.
Swarthout 2020 cluster-RCT Kenya	The primary outcome in this study is ARI symptoms - defined as having caregiver-reported cough or difficulty breathing, including panting or wheezing, within 7 days before the interview - in children younger than 3 years. Prespecified secondary outcomes in this study include difficulty breathing, including panting or wheezing, in the past 7 days (a more specific indicator of respiratory infection than a cough alone); ARI symptoms presenting with fever in the past 7 days (a potentially more severe infection); and enumerator-observed runny nose (an objective outcome).
Talaat 2011 cluster-RCT Egypt	Nasal swab for QuickVue test for influenza A and B viruses. Influenza-like illness (defined as fever > 38 °C and either cough or sore throat).
Teesing 2021 cluster-RCT The Netherlands	Incidence of gastroenteritis, ILI, assumed pneumonia, UTIs using the McGeer criteria, and infections caused by MRSA.
Temime 2018 cluster-RCT France	ARIs were defined as the combination of at least 1 respiratory symptom and 1 symptom of systemic infection.
Turner 2004b RCT Canada	Virologic assays

Table 9. Trial authors' outcome definitions (Continued)

Turner 2012	Laboratory-confirmed rhinovirus infection by PCR assay.
RCT	Common cold illness was defined as the presence of any of the symptoms of nasal obstruction, rhinorrhoea, sore throat, or cough on at least 3 consecutive days. Illnesses separated by at least 3 symptom-free days were considered as separate illnesses.
USA	
Yeung 2011	Pneumonia
cluster-RCT	
Hong Kong	
Zomer 2015	Incidence of gastrointestinal and respiratory infections in children monitored by parents. The common cold was defined as a blocked or runny nose with at least 1 of the following symptoms: coughing, sneezing, fever, sore throat, or earache.
cluster-RCT	
Netherlands	
Hand hygiene and masks (n = 6)	
Aelami 2015 (conference abstract)	Influenza-like illness was defined as the presence of at least 2 of the following during their stay: fever, cough, and sore throat.
RCT	Safety: no outcomes on harms planned or reported.
Saudi Arabia	
Aiello 2010	Influenza-like illness case definition (presence of cough and at least 1 constitutional symptom (fever/feverishness, chills, or body aches).
cluster-RCT	Safety: no outcomes on harms planned or reported.
USA	
Cowling 2009	2 clinical definitions of influenza. First definition was at least 2 of the following signs and symptoms: temperature 37.8 °C or greater, cough, headache, sore throat, and myalgia. The second was temperature 37.8 °C or greater plus cough or sore throat.
cluster-RCT	
Hong Kong	Safety: no outcomes on harms planned or reported.
Larson 2010	Study goals: rates of symptoms and secondary transmission of URIs, incidence of virologically-confirmed influenza, knowledge of prevention and treatment strategies for influenza and URIs, and rates of influenza vaccination.
cluster-RCT	
USA	<ol style="list-style-type: none"> 1. Laboratory-confirmed influenza: nasal swabs to test for influenza types A and B as well as other common respiratory viruses by rapid culture (R-Mix, Diagnostic Hybrids, Inc., Athens, OH, USA). PCR and subtyping of the samples was done during the second half of the second year of the study. 2. Influenza-like illness: CDC definition of ILI from the Sentinel Physicians' Network was used to determine when masks should be worn: "temperature of $\geq 37.8^{\circ}\text{C}$ and cough and/or sore throat in the absence of a known cause other than influenza". 3. Episodes of URI = upper respiratory infection: not clear, no explicitly stated definition, reported that the most commonly reported URI symptoms are cough or rhinorrhoea. <p>Safety: no outcomes on harms planned or reported.</p>
Simmerman 2011	Laboratory-confirmed secondary influenza virus infections amongst household members described as the secondary attack rate. The secondary influenza virus infection was defined as a positive rRT-PCR result on days 3 or 7 or a four-fold rise in influenza HI antibody titres with the virus type and subtype matching the index case.
cluster-RCT	
Thailand	Influenza-like illness defined by WHO as fever plus cough or sore throat, based on self-reported symptoms.

Table 9. Trial authors' outcome definitions (Continued)

Safety: no outcomes on harms planned or reported.

<p>Suess 2012</p> <p>cluster-RCT</p> <p>Germany</p>	<p>Quantitative RT-PCR for samples of nasal wash.</p> <p>Influenza virus infection as a laboratory-confirmed influenza infection in a household member who developed fever (> 38.0 °C), cough, or sore throat during the observation period. Also secondary outcome measure of the occurrence of ILI as defined by WHO as fever plus cough or sore throat.</p> <p>Safety: the study reported that the majority of participants (107/172, 62%) did not report any problems with mask wearing. This proportion was significantly higher in the group of adults (71/100, 71%) compared to the group of children (36/72, 50%) (P = 0.005). The main problem stated by participants (adults and children) was "heat/humidity" (18/34, 53% of children; 10/29, 35% of adults) (P = 0.1), followed by "pain" and "shortness of breath" when wearing a face mask.</p>
Surface/object disinfection (with or without hand hygiene)(n = 8)	
<p>Ban 2015</p> <p>cluster-RCT</p> <p>China</p>	<p>Acute respiratory illness classified as the appearance of 2 or more of the following symptoms: fever, cough and expectoration, runny nose and nasal congestion.</p>
<p>Carabin 1999</p> <p>cluster-RCT</p> <p>Canada</p>	<p>The presence of nasal discharge (runny nose) accompanied by 1 or several of the following symptoms: fever, sneezing, cough, sore throat, ear pain, malaise, irritability. A URTI was defined as a cold for 2 consecutive days.</p>
<p>Chard 2019</p> <p>cluster-RCT</p> <p>Laos</p>	<p>Pupils were considered to have symptoms of respiratory infection if they reported cough, runny nose, stuffy nose, or sore throat.</p>
<p>Ibfelt 2015</p> <p>cluster-RCT</p> <p>Denmark</p>	<p>Laboratory confirmation of 16 respiratory viruses: influenza A; influenza B; coronavirus NL63229E, OC43 and HKU1; parainfluenza virus 1, 2, 3, and 4; rhinovirus; RSV A/B; adenovirus; enterovirus; parechovirus; and bocavirus using quantitative PCR</p>
<p>Kotch 1994</p> <p>RCT</p> <p>USA</p>	<p>Respiratory symptoms include coughing, runny nose, wheezing or rattling in the chest, sore throat, or earache.</p>
<p>McConeghy 2017</p> <p>RCT</p> <p>USA</p>	<p>Classified infections as lower respiratory tract infections (i.e. pneumonia, bronchitis, or chronic obstructive pulmonary disease exacerbation) or other.</p>
<p>Sandora 2008</p> <p>cluster-RCT</p> <p>USA</p>	<p>RI was defined as an acute illness that included > 1 of the following symptoms: runny nose, stuffy or blocked nose, cough, fever or chills, sore throat, or sneezing.</p>
<p>White 2001</p> <p>DB-RCT</p> <p>USA</p>	<p>RI was defined as: cough, sneezing, sinus trouble, bronchitis, fever alone, pink-eye, headache, mononucleosis, and acute exacerbation of asthma.</p>

Table 9. Trial authors' outcome definitions (Continued)

Other (miscellaneous) interventions (n = 5)

Fretheim 2022a pragmatic RCT Norway	Respiratory infection was defined as having 1 respiratory symptom (stuffed or runny nose, sore throat, cough, sneezing, heavy breathing) and fever, or 1 respiratory symptom and at least 2 more symptoms (body ache, muscular pain, fatigue, reduced appetite, stomach pain, headache, loss of smell).
Hartinger 2016 cluster-RCT Peru	ARI was defined as a child presenting cough or difficulty breathing, or both. ALRI was defined as a child presenting cough or difficulty breathing, with a raised respiratory rate > 50 per minute in children aged 6 to 11 months and > 40 per minute in children aged > 12 months on 2 consecutive measurements. An episode was defined as beginning on the first day of cough or difficulty breathing and ending with the last day of the same combination, followed by at least 7 days without those symptoms.
Huda 2012 cluster-RCT Bangladesh	Study authors classified acute respiratory illness as having cough and fever or difficulty breathing and fever within 48 h prior to interview.
Najnin 2019 cluster-RCT Bangladesh	Classified participants as having respiratory illness if they reported having fever plus either cough or nasal congestion or fever plus breathing difficult.
Satomura 2005 RCT Japan	Upper respiratory tract infection defined as all of the following conditions: <ol style="list-style-type: none"> 1. both nasal and pharyngeal symptoms; 2. severity of at least 1 symptom increased by 2 grades or more; and 3. worsening of a symptom of 1 increment or more for > 3 days. <p>Because of the difference in the mode of transmission, study authors excluded influenza-like diseases featured by moderate or severe fever; anti-influenza vaccination in the pre-season and arthralgia, and treated them separately. The incidence was determined by 1 study physician who was blinded to group assignment.</p>
Virucidal tissues (n = 2)	
Farr 1988a cluster-RCT USA trial 1 and trial 2	RI defined as: occurrence of at least 2 respiratory symptoms on the same day or the occurrence of a single respiratory symptom on 2 consecutive days (except for sneezing). The respiratory symptoms were as follows: sneezing, nasal congestion, nasal discharge, sore throat, scratchy throat, hoarseness, coughing, malaise, headache, feverishness, chilliness and myalgia.
Longini 1988 DB-PC RCT USA	Respiratory illness defined as 1 or more of the following symptoms occurring during the course of acute episode: coryza, sore throat or hoarseness, earache, cough, pain on respiration, wheezy breathing or phlegm from the chest.

ALRI: acute lower respiratory infection

ARIs: acute respiratory infections

CDC: Centers for Disease Control and Prevention

CI: confidence interval

cluster-RCT: cluster-randomised controlled trial

CRI: clinical respiratory illness

DB-PC: double-blind, placebo-controlled

DB-RCT: double-blind randomised controlled trial

DNA: deoxyribonucleic acid

Physical interventions to interrupt or reduce the spread of respiratory viruses (Review)

Copyright © 2023 The Authors. Cochrane Database of Systematic Reviews published by John Wiley & Sons, Ltd. on behalf of The Cochrane Collaboration.

ELISA: enzyme-linked immunosorbent assay
 GI: gastrointestinal
 h: hours
 HCW: healthcare workers
 HI: haemagglutinin
 hMPV: human metapneumo virus
 ICD-9: International Classification of Disease, 9th Revision, Clinical Modification
 ICD-10: International Classification of Disease, 10th Revision, Clinical Modification
 IgG: immunoglobulin G
 IgM: immunoglobulin M
 ILI: influenza-like illness
 min: minutes
 MRSA: methicillin-resistant Staphylococcus aureus
 NAT: nucleic acid testing
 NOS: not otherwise specified
 NTS: nasal and throat swab
 PCR: polymerase chain reaction
 PIV: parainfluenza virus
 POCT: point-of-care testing
 RCT: randomised controlled trial
 RI: respiratory infection
 RNA: ribonucleic acid
 RR: risk ratio
 rRT-PCR: real-time reverse transcriptase polymerase chain reaction
 RSV: respiratory syncytial virus
 RTI: respiratory tract infection
 RT-PCR: reverse transcriptase polymerase chain reaction
 SAR: secondary attack ratios
 SD: standard deviation
 S/S: signs and symptoms
 URI: upper respiratory infection
 URTI: upper respiratory tract infection
 UTI: urinary tract infection
 WHO: World Health Organization

APPENDICES

Appendix 1. Cochrane Central Register of Controlled Trials (CENTRAL) search string

([mh "Influenza, Human"] OR [mh "Influenzavirus A"] OR [mh "Influenzavirus B"] OR [mh "Influenzavirus C"] OR Influenza:ti,ab OR [mh "Respiratory Tract Diseases"] OR Influenzas:ti,ab OR "Influenza-like":ti,ab OR ILI:ti,ab OR Flu:ti,ab OR Flus:ti,ab OR [mh ^"Common Cold"] OR "common cold":ti,ab OR colds:ti,ab OR coryza:ti,ab OR [mh coronavirus] OR [mh "sars virus"] OR coronavirus:ti,ab OR Coronaviruses:ti,ab OR [mh "coronavirus infections"] OR [mh "severe acute respiratory syndrome"] OR "severe acute respiratory syndrome":ti,ab OR "severe acute respiratory syndromes":ti,ab OR sars:ti,ab OR [mh "respiratory syncytial viruses"] OR [mh "respiratory syncytial virus, human"] OR [mh "Respiratory Syncytial Virus Infections"] OR "respiratory syncytial virus":ti,ab OR "respiratory syncytial viruses":ti,ab OR rsv:ti,ab OR parainfluenza:ti,ab OR "Respiratory illness":ti,ab OR ((Transmission) AND (Coughing OR Sneezing)) OR ((respiratory:ti,ab AND Tract) AND (infection:ti,ab OR Infections:ti,ab OR illness:ti,ab)))
 AND
 ([mh "Hand Hygiene"] OR handwashing:ti,ab OR "hand-washing":ti,ab OR ((Hand:ti,ab OR Alcohol:ti,ab) AND (wash:ti,ab OR Washing:ti,ab OR Cleansing:ti,ab OR Rinses:ti,ab OR hygiene:ti,ab OR rub:ti,ab OR Rubbing:ti,ab OR sanitizer:ti,ab OR sanitiser:ti,ab OR cleanser:ti,ab OR disinfected:ti,ab OR Disinfectant:ti,ab OR Disinfect:ti,ab OR antiseptic:ti,ab OR virucid:ti,ab)) OR [mh "gloves, protective"] OR Glove:ti,ab OR Gloves:ti,ab OR [mh Masks] OR [mh "respiratory protective devices"] OR facemask:ti,ab OR Facemasks:ti,ab OR mask:ti,ab OR Masks:ti,ab OR respirator:ti,ab OR respirators:ti,ab OR [mh ^"Protective Clothing"] OR [mh "Protective Devices"] OR "patient isolation":ti,ab OR ((school:ti,ab OR Schools:ti,ab) AND (Closure:ti,ab OR Closures:ti,ab OR Closed:ti,ab)) OR [mh Quarantine] OR quarantine:ti,ab OR "Hygiene intervention":ti,ab OR [mh Mouthwashes] OR gargling:ti,ab OR "nasal tissues":ti,ab OR [mh "Eye Protective Devices"] OR Glasses:ti,ab OR Goggle:ti,ab OR "Eye protection":ti,ab OR Faceshield:ti,ab OR Faceshields:ti,ab OR Goggles:ti,ab OR "Face shield":ti,ab OR "Face shields":ti,ab OR Visors:ti,ab)
 AND

([mh "Communicable Disease Control"] OR [mh "Disease Outbreaks"] OR [mh "Disease Transmission, Infectious"] OR [mh "Infection Control"] OR "Communicable Disease Control":ti,ab OR "Secondary transmission":ti,ab OR ((Reduced:ti,ab OR Reduce:ti,ab OR Reduction:ti,ab OR Reducing:ti,ab OR Lower:ti,ab) AND (Incidence:ti,ab OR Occurrence:ti,ab OR Transmission:ti,ab OR Secondary:ti,ab)))

Appendix 2. PubMed search string

("Influenza, Human"[Mesh] OR "Influenzavirus A"[Mesh] OR "Influenzavirus B"[Mesh] OR "Influenzavirus C"[Mesh] OR Influenza[tiab] OR "Respiratory Tract Diseases"[Mesh] OR "Bacterial Infections/transmission"[Mesh] OR Influenzas[tiab] OR "Influenza-like"[tiab] OR ILI[tiab] OR Flu[tiab] OR Flus[tiab] OR "Common Cold"[Mesh:NoExp] OR "common cold"[tiab] OR colds[tiab] OR coryza[tiab] OR coronavirus[Mesh] OR "sars virus"[Mesh] OR coronavirus[tiab] OR Coronaviruses[tiab] OR "coronavirus infections"[Mesh] OR "severe acute respiratory syndrome"[Mesh] OR "severe acute respiratory syndrome"[tiab] OR "severe acute respiratory syndromes"[tiab] OR sars[tiab] OR "respiratory syncytial viruses"[Mesh] OR "respiratory syncytial virus, human"[Mesh] OR "Respiratory Syncytial Virus Infections"[Mesh] OR "respiratory syncytial virus"[tiab] OR "respiratory syncytial viruses"[tiab] OR rsv[tiab] OR parainfluenza[tiab] OR "Respiratory illness"[tiab] OR ((Transmission[tiab]) AND (Coughing[tiab] OR Sneezing[tiab])) OR ((respiratory[tiab] AND Tract[tiab]) AND (infection[tiab] OR Infections[tiab] OR illness[tiab])))

AND

("Hand Hygiene"[Mesh] OR handwashing[tiab] OR hand-washing[tiab] OR ((Hand[tiab] OR Alcohol[tiab]) AND (wash[tiab] OR Washing[tiab] OR Cleansing[tiab] OR Rinses[tiab] OR hygiene[tiab] OR rub[tiab] OR Rubbing[tiab] OR sanitizer[tiab] OR sanitiser[tiab] OR cleanser[tiab] OR disinfected[tiab] OR Disinfectant[tiab] OR Disinfect[tiab] OR antiseptic[tiab] OR virucid[tiab])) OR "gloves, protective"[Mesh] OR Glove[tiab] OR Gloves[tiab] OR Masks[Mesh] OR "respiratory protective devices"[Mesh] OR facemask[tiab] OR Facemasks[tiab] OR mask[tiab] OR Masks[tiab] OR respirator[tiab] OR respirators[tiab] OR "Protective Clothing"[Mesh:NoExp] OR "Protective Devices"[Mesh] OR "patient isolation"[tiab] OR ((school[tiab] OR Schools[tiab]) AND (Closure[tiab] OR Closures[tiab] OR Closed[tiab])) OR Quarantine[Mesh] OR quarantine[tiab] OR "Hygiene intervention"[tiab] OR "Mouthwashes"[Mesh] OR gargling[tiab] OR "nasal tissues"[tiab] OR "Eye Protective Devices"[Mesh] OR Glasses[tiab] OR Goggle[tiab] OR "Eye protection"[tiab] OR Faceshield[tiab] OR Faceshields[tiab] OR Goggles[tiab] OR "Face shield"[tiab] OR "Face shields"[tiab] OR Visors[tiab])

AND

("Communicable Disease Control"[Mesh] OR "Disease Outbreaks"[Mesh] OR "Disease Transmission, Infectious"[Mesh] OR "Infection Control"[Mesh] OR Transmission[sh] OR "Prevention and control"[sh] OR "Communicable Disease Control"[tiab] OR "Secondary transmission"[tiab] OR ((Reduced[tiab] OR Reduce[tiab] OR Reduction[tiab] OR Reducing[tiab] OR Lower[tiab]) AND (Incidence[tiab] OR Occurrence[tiab] OR Transmission[tiab] OR Secondary[tiab])))

AND

(Randomized controlled trial[pt] OR controlled clinical trial[pt] OR randomized[tiab] OR randomised[tiab] OR placebo[tiab] OR "drug therapy"[sh] OR randomly[tiab] OR trial[tiab] OR groups[tiab])

NOT

(Animals[Mesh] not (Animals[Mesh] and Humans[Mesh]))

NOT

("Case Reports"[pt] OR Editorial[pt] OR Letter[pt] OR Meta-Analysis[pt] OR "Observational Study"[pt] OR "Systematic Review"[pt] OR "Case Report"[ti] OR "Case series"[ti] OR Meta-Analysis[ti] OR "Meta Analysis"[ti] OR "Systematic Review"[ti])

Appendix 3. Embase (Elsevier) search string

('influenza'/exp OR Influenza:ti,ab OR 'Respiratory Tract Disease'/exp OR Influenzas:ti,ab OR Influenza-like:ti,ab OR ILI:ti,ab OR Flu:ti,ab OR Flus:ti,ab OR 'Common Cold'/de OR "common cold":ti,ab OR colds:ti,ab OR coryza:ti,ab OR 'coronavirus'/exp OR 'SARS coronavirus'/exp OR coronavirus:ti,ab OR Coronaviruses:ti,ab OR 'coronavirus infection'/exp OR 'severe acute respiratory syndrome'/exp OR "severe acute respiratory syndrome":ti,ab OR "severe acute respiratory syndromes":ti,ab OR sars:ti,ab OR 'Pneumovirus'/exp OR 'Human respiratory syncytial virus'/exp OR "respiratory syncytial virus":ti,ab OR "respiratory syncytial viruses":ti,ab OR rsv:ti,ab OR parainfluenza:ti,ab OR "Respiratory illness":ti,ab OR ((Transmission) AND (Coughing OR Sneezing)) OR ((respiratory:ti,ab AND Tract) AND (infection:ti,ab OR Infections:ti,ab OR illness:ti,ab)))

AND

('hand washing'/exp OR handwashing:ti,ab OR hand-washing:ti,ab OR ((Hand:ti,ab OR Alcohol:ti,ab) AND (wash:ti,ab OR Washing:ti,ab OR Cleansing:ti,ab OR Rinses:ti,ab OR hygiene:ti,ab OR rub:ti,ab OR Rubbing:ti,ab OR sanitizer:ti,ab OR sanitiser:ti,ab OR cleanser:ti,ab OR disinfected:ti,ab OR Disinfectant:ti,ab OR Disinfect:ti,ab OR antiseptic:ti,ab OR virucid:ti,ab)) OR 'protective glove'/exp OR Glove:ti,ab OR Gloves:ti,ab OR 'mask'/exp OR 'gas mask'/exp OR facemask:ti,ab OR Facemasks:ti,ab OR mask:ti,ab OR Masks:ti,ab OR respirator:ti,ab OR respirators:ti,ab OR 'protective clothing'/de OR 'protective equipment'/exp OR "patient isolation":ti,ab OR ((school:ti,ab OR Schools:ti,ab) AND (Closure:ti,ab OR Closures:ti,ab OR Closed:ti,ab)) OR 'Quarantine'/exp OR quarantine:ti,ab OR "Hygiene intervention":ti,ab OR 'mouthwash'/exp OR gargling:ti,ab OR "nasal tissues":ti,ab OR 'eye protective device'/exp OR Glasses:ti,ab OR Goggle:ti,ab OR "Eye protection":ti,ab OR Faceshield:ti,ab OR Faceshields:ti,ab OR Goggles:ti,ab OR "Face shield":ti,ab OR "Face shields":ti,ab OR Visors:ti,ab)

AND

('Communicable Disease Control'/exp OR 'epidemic'/exp OR 'disease transmission'/exp OR 'Infection Control'/exp OR "Communicable Disease Control":ti,ab OR "Secondary transmission":ti,ab OR ((Reduced:ti,ab OR Reduce:ti,ab OR Reduction:ti,ab OR Reducing:ti,ab OR Lower:ti,ab) AND (Incidence:ti,ab OR Occurrence:ti,ab OR Transmission:ti,ab OR Secondary:ti,ab)))

AND

(random* OR factorial OR crossover OR placebo OR blind OR blinded OR assign OR assigned OR allocate OR allocated OR 'crossover procedure'/exp OR 'double-blind procedure'/exp OR 'randomized controlled trial'/exp OR 'single-blind procedure'/exp NOT ('animal'/exp NOT ('animal'/exp AND 'human'/exp)))

Appendix 4. CINAHL (EBSCO) search string

((MH "Influenza, Human+") OR (MH "Orthomyxoviridae+") OR TI Influenza OR AB Influenza OR (MH "Respiratory Tract Diseases+") OR TI Influenzas OR AB Influenzas OR TI Influenza-like OR AB Influenza-like OR TI ILI OR AB ILI OR TI Flu OR AB Flu OR TI Flus OR AB Flus OR (MH "Common Cold+") OR TI "common cold" OR AB "common cold" OR TI colds OR AB colds OR TI coryza OR AB coryza OR (MH "coronavirus+") OR (MH "sars virus+") OR TI coronavirus OR AB coronavirus OR TI Coronaviruses OR AB Coronaviruses OR (MH "coronavirus infections+") OR (MH "severe acute respiratory syndrome+") OR TI "severe acute respiratory syndrome" OR AB "severe acute respiratory syndrome" OR TI "severe acute respiratory syndromes" OR AB "severe acute respiratory syndromes" OR TI sars OR AB sars OR (MH "respiratory syncytial viruses+") OR TI "respiratory syncytial virus" OR AB "respiratory syncytial virus" OR TI "respiratory syncytial viruses" OR AB "respiratory syncytial viruses" OR TI rsv OR AB rsv OR TI parainfluenza OR AB parainfluenza OR TI "Respiratory illness" OR AB "Respiratory illness" OR ((Transmission) AND (Coughing OR Sneezing)) OR ((TI respiratory OR AB respiratory AND Tract) AND (TI infection OR AB infection OR TI Infections OR AB Infections OR TI illness OR AB illness)))

AND

((MH "Handwashing+") OR TI handwashing OR AB handwashing OR TI hand-washing OR AB hand-washing OR ((TI Hand OR AB Hand OR TI Alcohol OR AB Alcohol) AND (TI wash OR AB wash OR TI Washing OR AB Washing OR TI Cleansing OR AB Cleansing OR TI Rinses OR AB Rinses OR TI hygiene OR AB hygiene OR TI rub OR AB rub OR TI Rubbing OR AB Rubbing OR TI sanitizer OR AB sanitiser OR TI sanitizer OR AB sanitiser OR TI cleanser OR AB cleanser OR TI disinfected OR AB disinfected OR TI Disinfectant OR AB Disinfectant OR TI Disinfect OR AB Disinfect OR TI antiseptic OR AB antiseptic OR TI virucid OR AB virucid)) OR (MH "gloves+") OR TI Glove OR AB Glove OR Gloves OR (MH "Masks+") OR (MH "respiratory protective devices+") OR TI facemask OR AB facemask OR TI Facemasks OR AB Facemasks OR TI mask OR AB mask OR TI Masks OR AB Masks OR TI respirator OR AB respirator OR TI respirators OR AB respirators OR (MH "Protective Clothing") OR (MH "Protective Devices+") OR TI "patient isolation" OR AB "patient isolation" OR ((TI school OR AB school OR TI Schools OR AB Schools) AND (TI Closure OR AB Closure OR TI Closures OR AB Closures OR TI Closed OR AB Closed)) OR (MH "Quarantine+") OR TI quarantine OR AB quarantine OR TI "Hygiene intervention" OR AB "Hygiene intervention" OR (MH "Mouthwashes+") OR TI gargling OR AB gargling OR TI "nasal tissues" OR AB "nasal tissues" OR (MH "Eye Protective Devices+") OR TI Glasses OR AB Glasses OR TI Goggle OR AB Goggle OR TI "Eye protection" OR AB "Eye protection" OR TI Faceshield OR AB Faceshield OR TI Faceshields OR AB Faceshields OR TI Goggles OR AB Goggles OR TI "Face shield" OR AB "Face shield" OR TI "Face shields" OR AB "Face shields" OR TI Visors OR AB Visors)

AND

((MH "Infection Control+") OR (MH "Disease Outbreaks+") OR (MH "Infection Control+") OR TI "Communicable Disease Control" OR AB "Communicable Disease Control" OR TI "Secondary transmission" OR AB "Secondary transmission" OR ((TI Reduced OR AB Reduced OR TI Reduce OR AB Reduce OR TI Reduction OR AB Reduction OR TI Reducing OR AB Reducing OR TI Lower OR AB Lower) AND (TI Incidence OR AB Incidence OR TI Occurrence OR AB Occurrence OR TI Transmission OR AB Transmission OR TI Secondary OR AB Secondary)))

AND

((MH "Clinical Trials+") OR (MH "Quantitative Studies") OR TI placebo* OR AB placebo* OR (MH "Placebos") OR (MH "Random Assignment") OR TI random* OR AB random* OR TI ((singl* or doubl* or tripl* or trebl*) W1 (blind* or mask*)) OR AB ((singl* or doubl* or tripl* or trebl*) W1 (blind* or mask*)) OR TI clinic* trial* OR AB clinic* trial* OR PT clinical trial)

Appendix 5. Previous search strategies (pre-2010)

Details of the 2010 update and the search strategy used in the original review and the 2009 search strategy updates for MEDLINE, CENTRAL, EMBASE and CINAHL

In the 2010 update we searched, as we have done previously, the Cochrane Central Register of Controlled Trials (CENTRAL) 2010, Issue 3, which includes the Acute Respiratory Infections Group's Specialised Register, MEDLINE (April 2009 to October week 2, 2010), EMBASE (April 2009 to October 2010) and CINAHL (January 2009 to October 2010). Details of previous searches are in Appendix 1. In addition, to include more of the literature of low-income countries in this update, we ran searches in LILACS (2008 to October 2010), Indian MEDLARS (2008 to October 2010) and IMSEAR (2008 to October 2010).

We used the following search strategy (updated to include new and emerging respiratory viruses) to search MEDLINE and CENTRAL. We combined the MEDLINE search strategy with the Cochrane Highly Sensitive Search Strategy for identifying randomised trials in MEDLINE: sensitivity- and precision-maximising version (2008 revision) (Ovid format) (Lefebvre 2011). We also included an additional search strategy based on the work of Fraser, Murray and Burr (Fraser 2006) to identify observational studies.

- 1 Influenza, Human/
- 2 exp Influenzavirus A/
- 3 exp Influenzavirus B/
- 4 Influenzavirus C/
- 5 (influenza* or flu).tw.
- 6 Common Cold/
- 7 common cold*.tw.

Physical interventions to interrupt or reduce the spread of respiratory viruses (Review)

Copyright © 2023 The Authors. Cochrane Database of Systematic Reviews published by John Wiley & Sons, Ltd. on behalf of The Cochrane Collaboration.

- 8 Rhinovirus/
- 9 rhinovir*.tw.
- 10 adenoviridae/ or mastadenovirus/ or adenoviruses, human/
- 11 adenoviridae infections/ or adenovirus infections, human/
- 12 adenovir*.tw.
- 13 coronavirus/ or coronavirus 229e, human/ or coronavirus oc43, human/ or infectious bronchitis virus/ or sars virus/
- 14 coronavir*.tw.
- 15 coronavirus infections/ or severe acute respiratory syndrome/
- 16 (severe acute respiratory syndrome* or sars).tw.
- 17 respiratory syncytial viruses/ or respiratory syncytial virus, human/
- 18 Respiratory Syncytial Virus Infections/
- 19 (respiratory syncytial virus* or rsv).tw.
- 20 Pneumovirus Infections/
- 21 parainfluenza virus 1, human/ or parainfluenza virus 3, human/
- 22 parainfluenza virus 2, human/ or parainfluenza virus 4, human/
- 23 (parainfluenza* or para-influenza* or para influenza).tw.
- 24 enterovirus a, human/ or exp enterovirus b, human/ or enterovirus c, human/ or enterovirus d, human/
- 25 Enterovirus Infections/
- 26 enterovir*.tw.
- 27 Human bocavirus/
- 28 bocavirus*.tw.
- 29 Metapneumovirus/
- 30 metapneumovir*.tw.
- 31 Parvovirus B19, Human/
- 32 parvoviridae infections/ or erythema infectiosum/
- 33 parvovirus*.tw.
- 34 Parechovirus/
- 35 parechovirus*.tw.
- 36 acute respiratory tract infection*.tw.
- 37 acute respiratory infection*.tw.
- 38 or/1-37
- 39 Handwashing/
- 40 (handwashing or hand washing or hand-washing).tw.
- 41 hand hygiene.tw.
- 42 (sanitizer* or sanitiser*).tw.
- 43 (cleanser* or disinfectant*).tw.
- 44 gloves, protective/ or gloves, surgical/
- 45 glov*.tw.
- 46 masks/ or respiratory protective devices/
- 47 (mask or masks or respirator or respirators).tw.
- 48 Protective Clothing/
- 49 Protective Devices/
- 50 Patient Isolators/
- 51 Patient Isolation/
- 52 patient isolat*.tw.
- 53 (barrier* or curtain* or partition*).tw.
- 54 negative pressure room*.tw.
- 55 ((reverse barrier or reverse-barrier) adj3 (nurs* or unit or isolation)).tw.
- 56 Cross Infection/pc [Prevention & Control]
- 57 (cross infection* adj2 prevent*).tw.
- 58 Communicable Disease Control/
- 59 Infection Control/
- 60 (school* adj3 (clos* or dismissal*)).tw.
- 61 temporary closur*.tw.
- 62 mass gathering*.tw.
- 63 (public adj2 (gathering* or event*)).tw.
- 64 (bans or banning or banned or ban).tw.
- 65 (outbreak adj3 control*).tw.
- 66 distancing*.tw.
- 67 Quarantine/
- 68 quarantine*.tw.
- 69 (protective adj2 (cloth* or garment* or device* or equipment)).tw.

Physical interventions to interrupt or reduce the spread of respiratory viruses (Review)

312

70 ((protective or preventive) adj2 (procedure* or behaviour* or behavior*)).tw.
 71 personal protect*.tw.
 72 (isolation room* or isolation strateg*).tw.
 73 (distance adj2 patient*).tw.
 74 ((spatial or patient) adj separation).tw.
 75 cohorting.tw.
 76 or/39-75
 77 38 and 76
 78 (animals not (animals and humans)).sh.
 79 77 not 78

Ovid MEDLINE

1 Influenza, Human/
 2 exp Influenzavirus A/
 3 exp Influenzavirus B/
 4 Influenzavirus C/
 5 (influenza* or flu).tw.
 6 Common Cold/
 7 common cold*.tw.
 8 Rhinovirus/
 9 rhinovir*.tw.
 10 adenoviridae/ or mastadenovirus/ or adenoviruses, human/
 11 adenoviridae infections/ or adenovirus infections, human/
 12 adenovir*.tw.
 13 coronavirus/ or coronavirus 229e, human/ or coronavirus oc43, human/ or infectious bronchitis virus/ or sars virus/
 14 coronavir*.tw.
 15 coronavirus infections/ or severe acute respiratory syndrome/
 16 (severe acute respiratory syndrome* or sars).tw.
 17 respiratory syncytial viruses/ or respiratory syncytial virus, human/
 18 Respiratory Syncytial Virus Infections/
 19 (respiratory syncytial virus* or rsv).tw.
 20 Pneumovirus Infections/
 21 parainfluenza virus 1, human/ or parainfluenza virus 3, human/
 22 parainfluenza virus 2, human/ or parainfluenza virus 4, human/
 23 (parainfluenza* or para-influenza* or para influenza).tw.
 24 enterovirus a, human/ or exp enterovirus b, human/ or enterovirus c, human/ or enterovirus d, human/
 25 Enterovirus Infections/
 26 enterovir*.tw.
 27 Human bocavirus/
 28 bocavirus*.tw.
 29 Metapneumovirus/
 30 metapneumovir*.tw.
 31 Parvovirus B19, Human/
 32 parvoviridae infections/ or erythema infectiosum/
 33 parvovirus*.tw.
 34 Parechovirus/
 35 parechovirus*.tw.
 36 acute respiratory tract infection*.tw.
 37 acute respiratory infection*.tw.
 38 or/1-37
 39 Handwashing/
 40 (handwashing or hand washing or hand-washing).tw.
 41 hand hygiene.tw.
 42 (sanitizer* or sanitiser*).tw.
 43 (cleanser* or disinfectant*).tw.
 44 gloves, protective/ or gloves, surgical/
 45 glov*.tw.
 46 masks/ or respiratory protective devices/
 47 (mask or masks or respirator or respirators).tw.
 48 Protective Clothing/
 49 Protective Devices/

Physical interventions to interrupt or reduce the spread of respiratory viruses (Review)

50 Patient Isolators/
 51 Patient Isolation/
 52 patient isolat*.tw.
 53 (barrier* or curtain* or partition*).tw.
 54 negative pressure room*.tw.
 55 ((reverse barrier or reverse-barrier) adj3 (nurs* or unit or isolation)).tw.
 56 Cross Infection/pc [Prevention & Control]
 57 (cross infection* adj2 prevent*).tw.
 58 Communicable Disease Control/
 59 Infection Control/
 60 (school* adj3 (clos* or dismissal*)).tw.
 61 temporary closur*.tw.
 62 mass gathering*.tw.
 63 (public adj2 (gathering* or event*)).tw.
 64 (bans or banning or banned or ban).tw.
 65 (outbreak adj3 control*).tw.
 66 distancing*.tw.
 67 Quarantine/
 68 quarantine*.tw.
 69 (protective adj2 (cloth* or garment* or device* or equipment)).tw.
 70 ((protective or preventive) adj2 (procedure* or behaviour* or behavior*)).tw.
 71 personal protect*.tw.
 72 (isolation room* or isolation strateg*).tw.
 73 (distance adj2 patient*).tw.
 74 ((spatial or patient) adj separation).tw.
 75 cohorting.tw.
 76 or/39-75
 77 38 and 76
 78 (animals not (animals and humans)).sh.
 79 77 not 78

Embase.com search strategy, October 2010

The search strategy was broadened in 2010 to be more inclusive of new and emerging viruses.

#3 #1 AND #25899
 #2 766172
 #2.8 #2.3 NOT #2.7766172
 #2.7 #2.4 NOT #2.6
 #2.6 #2.4 AND #2.5
 #2.5 'human'/de AND [embase]/lim
 #2.4 'animal'/de OR 'nonhuman'/de OR 'animal experiment'/de AND [embase]/lim
 #2.3 #2.1 OR #2.2
 #2.2 random*:ab,ti OR placebo*:ab,ti OR crossover*:ab,ti OR 'cross over':ab,ti OR allocat*:ab,ti OR trial:ti OR (doubl* NEXT/1 blind*):ab,ti
 AND [embase]/lim
 #2.1 'randomized controlled trial'/exp OR 'single blind procedure'/exp OR 'double blind procedure'/exp OR 'crossover procedure'/exp AND
 [embase]/lim

 #1 74545
 #1.65 #1.28 AND #1.6474545
 #1.64 #1.29 OR #1.30 OR #1.31 OR #1.32 OR #1.33 OR #1.34 OR #1.35 OR
 #1.36 OR #1.37 OR #1.38 OR #1.39 OR #1.40 OR #1.41 OR #1.42 OR #1.43
 OR #1.44 OR #1.45 OR #1.46 OR #1.47 OR #1.48 OR #1.49 OR #1.50 OR
 #1.51 OR #1.52 OR #1.53 OR #1.54 OR #1.55 OR #1.56 OR #1.57 OR #1.58
 OR #1.59 OR #1.60 OR #1.61 OR #1.62 OR #1.63
 #1.63 cohorting:ab,ti OR 'cohort isolation':ab,ti AND [embase]/lim
 #1.62 ((spatial OR patient*) NEAR/2 separation):ab,ti AND [embase]/lim
 #1.61 (distance NEAR/2 patient*):ab,ti AND [embase]/lim
 #1.60 (isolation NEXT/1 (room* OR strateg*)):ab,ti AND [embase]/lim
 #1.59 'personal protection':ab,ti AND [embase]/lim
 #1.58 ((protective OR preventive) NEAR/2 (procedure* OR behaviour* OR behavior*)):ab,ti AND [embase]/lim
 #1.57 (protective NEAR/2 (cloth* OR garment* OR device* OR equipment)):ab,ti AND [embase]/lim
 #1.56 quarantin*:ab,ti AND [embase]/lim

Physical interventions to interrupt or reduce the spread of respiratory viruses (Review)

#1.55 distancing:ab,ti AND [embase]/lim
 #1.54 ((outbreak* OR transmission OR infection*) NEAR/2 control):ab,ti AND [embase]/lim
 #1.53 bans:ab,ti OR banning:ab,ti OR banned:ab,ti OR ban:ab,ti AND [embase]/lim
 #1.52 (public NEAR/2 (gathering* OR event*)):ab,ti AND [embase]/lim
 #1.51 'mass gathering':ab,ti OR 'mass gatherings':ab,ti AND [embase]/lim
 #1.50 (temporar* NEAR/2 closur*):ab,ti AND [embase]/lim
 #1.49 (school* NEAR/3 (clos* OR dismissal*)):ab,ti AND [embase]/lim
 #1.48 'infection control'/de AND [embase]/lim
 #1.47 'epidemic'/dm_pc AND [embase]/lim
 #1.46 (('cross infection' OR 'cross infections') NEAR/2 prevent*):ab,ti AND [embase]/lim
 #1.45 'cross infection'/dm_pc AND [embase]/lim
 #1.44 (('reverse barrier' OR 'reverse-barrier') NEAR/3 (nurs* OR unit OR isolat*)):ab,ti AND [embase]/lim
 #1.43 'negative pressure room':ab,ti OR 'negative pressure rooms':ab,ti AND [embase]/lim
 #1.42 barrier*:ab,ti OR curtain*:ab,ti OR partition*:ab,ti AND [embase]/lim
 #1.41 (patient* NEAR/2 isolat*):ab,ti AND [embase]/lim
 #1.40 'patient isolator'/de AND [embase]/lim
 #1.39 'protective equipment'/de AND [embase]/lim
 #1.38 'protective clothing'/de AND [embase]/lim
 #1.37 facemask*:ab,ti OR mask:ab,ti OR masks:ab,ti OR goggles:ab,ti
 OR respirator*:ab,ti OR respirators:ab,ti AND [embase]/lim
 #1.36 'face mask'/exp OR 'mask'/de OR 'surgical mask'/de AND [embase]/lim
 #1.35 glov*:ab,ti AND [embase]/lim
 #1.34 'surgical glove'/de AND [embase]/lim
 #1.33 cleanser*:ab,ti OR disinfect*:ab,ti OR antiseptic*:ab,ti OR virucid*:ab,ti AND [embase]/lim
 #1.32 sanitizer*:ab,ti OR sanitiser*:ab,ti AND [embase]/lim
 #1.31 (alcohol NEAR/2 rub*):ab,ti AND [embase]/lim
 #1.30 handwash*:ab,ti OR (hand* NEAR/2 (wash* OR cleans* OR hygiene)):ab,ti AND [embase]/lim
 #1.29 'hand washing'/de AND [embase]/lim
 #1.28 #1.1 OR #1.2 OR #1.3 OR #1.4 OR #1.5 OR #1.6 OR #1.7 OR #1.8 OR #1.9 OR #1.10 OR #1.11 OR #1.12 OR #1.13 OR #1.14 OR #1.15 OR
 #1.16 OR #1.17 OR #1.18 OR #1.19 OR #1.20 OR #1.21 OR #1.22 OR #1.23
 OR #1.24 OR #1.25 OR #1.26 OR #1.27
 #1.27 (respiratory NEAR/2 (infect* OR illness* OR virus* OR pathogen* OR acute)):ab,ti AND [embase]/lim
 #1.26 parechovirus*:ab,ti AND [embase]/lim
 #1.25 'parechovirus'/de AND [embase]/lim
 #1.24 parvovirus*:ab,ti AND [embase]/lim
 #1.23 'parvovirus infection'/de OR 'erythema infectiosum'/exp AND [embase]/lim
 #1.22 'parvovirus'/de OR 'human parvovirus b19'/de AND [embase]/lim
 #1.21 'human metapneumovirus'/de OR 'human metapneumovirus infection'/de AND [embase]/lim
 #1.20 'bocavirus'/de OR 'bocavirus infection'/de AND [embase]/lim
 #1.19 enterovir*:ab,ti AND [embase]/lim
 #1.18 'enterovirus infection'/de OR 'coxsackie virus infection'/de OR 'echovirus infection'/de AND [embase]/lim
 #1.17 'enterovirus'/de OR 'coxsackie virus'/exp OR 'echo virus'/de AND [embase]/lim
 #1.16 parainfluenza:ab,ti OR 'para influenza':ab,ti OR 'para-influenza':ab,ti AND [embase]/lim
 #1.15 'parainfluenza virus'/exp AND [embase]/lim
 #1.14 'pneumovirus infection'/de AND [embase]/lim
 #1.13 'respiratory syncytial virus':ab,ti OR 'respiratory syncytial viruses':ab,ti OR rsv:ab,ti AND [embase]/lim
 #1.12 'respiratory syncytial pneumovirus'/de OR 'respiratory syncytial virus infection'/exp AND [embase]/lim
 #1.11 coronavir*:ab,ti OR sars:ab,ti OR 'severe acute respiratory syndrome':ab,ti AND [embase]/lim
 #1.10 'coronavirus infection'/de OR 'severe acute respiratory syndrome'/de AND [embase]/lim
 #1.9 'coronavirus'/de OR 'human coronavirus n163'/de OR 'sars coronavirus'/de OR 'transmissible gastroenteritis virus'/de
 #1.8 adenovir*:ab,ti AND [embase]/lim
 #1.7 'adenovirus infection'/de OR 'human adenovirus infection'/de OR 'human adenovirus'/exp AND [embase]/lim
 #1.6 rhinovir*:ab,ti AND [embase]/lim
 #1.5 'rhinovirus infection'/de OR 'human rhinovirus'/de AND [embase]/lim
 #1.4 'common cold':ab,ti OR 'common colds':ab,ti OR coryza:ab,ti OR colds:ab,ti AND [embase]/lim
 #1.3 'common cold'/de OR 'common cold symptom'/de AND [embase]/lim
 #1.2 influenza*:ab,ti OR flu:ab,ti AND [embase]/lim
 #1.1 'influenza'/exp AND [embase]/lim

CINAHL (EBSCO) search strategy, October 2010

The search strategy was broadened in 2010 to be more inclusive of new and emerging viruses.

S54 S32 and S53
 S53 S44 or S52
 S52 S45 or S46 or S47 or S48 or S49 or S50 or S51
 S51 TI observational stud* or AB observational stud*
 S50 TI cohort stud* or AB cohort stud*
 S49 (MH "Cross Sectional Studies")
 S48 (MH "Nonconcurrent Prospective Studies")
 S47 (MH "Correlational Studies")
 S46 (MH "Case Control Studies+")
 S45 (MH "Prospective Studies")
 S44 S33 or S34 or S35 or S36 or S37 or S38 or S39 or S40 or S41 or S42 or S43
 S43 TI allocat* N1 random* or AB allocat* N1 random*
 S42 (MH "Quantitative Studies")
 S41 TI placebo* or AB placebo*
 S40 (MH "Placebos")
 S39 TI random* allocation* or AB random* allocation*
 S38 (MH "Random Assignment")
 S37 TI (randomised control* trial* or randomized control* trial*) or AB (randomised control* trial* or randomized control* trial*)
 S36 TI ((singl* W1 blind*) or (singl* W1 mask*) or (doubl* W1 blind*) or (doubl* W1 mask*) or (trebl* W1 blind*) or (trebl* W1 mask*) or (tripl* W1 blind*) or (tripl* W1 mask*)) or AB ((singl* W1 blind*) or (singl* W1 mask*) or (doubl* W1 blind*) or (doubl* W1 mask*) or (trebl* W1 blind*) or (trebl* W1 mask*) or (tripl* W1 blind*) or (tripl* W1 mask*))
 S35 TI clinic* W1 trial* or AB clinic* W1 trial*
 S34 PT clinical trial
 S33 (MH "Clinical Trials+")
 S32 S15 and S31
 S31 S16 or S17 or S18 or S19 or S20 or S21 or S22 or S23 or S24 or S25 or S26 or S27 or S28 or S29 or S30
 S30 TI (bans or banning or banned or ban or "outbreak control" or "outbreak controls" or distancing* or quarantine* or "protective clothing" or "protective garment" or "protective garments" or "protective gown" or "protective gowns" or "protective device" or "protective devices" or "protective equipment" or "protective behaviour" or "protective behavior" or "protective behaviours" or "protective behaviors" or "protective procedure" or "protective procedures" or "preventive behaviours" or "preventive behaviour" or "preventive behavior" or "preventive behaviors" or "preventive procedure" or "preventive procedures" or "personal protective" or "isolation room" or "isolation rooms" or "isolation strategy" or "isolation strategies" or "patient distance" or "patient distancing" or "patient separation" or "spatial separation") or AB (handwashing or "hand washing" or hand-washing or "hand hygiene" or sanitizer or sanitiser or cleanser* or disinfectant* or glov* or mask or masks or respirator or respirators or "patient isolation" or "patient isolators" or barrier* or curtain* or partition* or "negative pressure room" or "negative pressure rooms" or "reverse barrier nursing" or "reverse barrier unit" or "reverse barrier isolation" or "cross infection" or "infection control" or "disease control" or "school closure" or "school closures" or "school dismissal" or "school dismissals" or "temporary closure" or "temporary closures" or "mass gathering" or "mass gatherings" or "public gathering" or "public gatherings" or "public event" or "public events")
 S29 TI (handwashing or "hand washing" or hand-washing or "hand hygiene" or sanitizer or sanitiser or cleanser* or disinfectant* or glov* or mask or masks or respirator or respirators or "patient isolation" or "patient isolators" or barrier* or curtain* or partition* or "negative pressure room" or "negative pressure rooms" or "reverse barrier nursing" or "reverse barrier unit" or "reverse barrier isolation" or "cross infection" or "infection control" or "disease control" or "school closure" or "school closures" or "school dismissal" or "school dismissals" or "temporary closure" or "temporary closures" or "mass gathering" or "mass gatherings" or "public gathering" or "public gatherings" or "public event" or "public events") or AB (handwashing or "hand washing" or hand-washing or "hand hygiene" or sanitizer or sanitiser or cleanser* or disinfectant* or glov* or mask or masks or respirator or respirators or "patient isolation" or "patient isolators" or barrier* or curtain* or partition* or "negative pressure room" or "negative pressure rooms" or "reverse barrier nursing" or "reverse barrier unit" or "reverse barrier isolation" or "cross infection" or "infection control" or "disease control" or "school closure" or "school closures" or "school dismissal" or "school dismissals" or "temporary closure" or "temporary closures" or "mass gathering" or "mass gatherings" or "public gathering" or "public gatherings" or "public event" or "public events")
 S28 (MH "Sterilization and Disinfection")
 S27 (MH "Quarantine")
 S26 (MH "Area Restriction (Iowa NIC)") OR (MH "Infection Protection (IowaNIC)")
 S25 (MH "Infection Control")
 S24 (MH "Cross Infection/PC")
 S23 (MH "Isolation, Reverse")
 S22 (MH "Patient Isolation")
 S21 (MH "Protective Devices")
 S20 (MH "Protective Clothing")
 S19 (MH "Respiratory Protective Devices")
 S18 (MH "Masks")
 S17 (MH "Gloves")
 S16 (MH "Handwashing+")

S15 S1 or S2 or S3 or S4 or S5 or S6 or S7 or S8 or S9 or S10 or S11 or S12 or S13 or S14

S14 TI ("acute respiratory tract infection" or "acute respiratory tract infections" or "acute respiratory infection" or "acute respiratory infections") or AB (influenza* or flu or "common cold" or "common colds" or rhinovir* or adenovir* or coronavir* or sars or "severe acute respiratory syndrome" or "respiratory syncytial virus" or "respiratory syncytial viruses" or rsv or pneumovir* or parainfluenza* or "para influenza" or para-influenza or enterovir* or bocavir* or metapneumovir* or parvovir* or parechovir*)

S13 TI (influenza* or flu or "common cold" or "common colds" or rhinovir* or adenovir* or coronavir* or sars or "severe acute respiratory syndrome" or "respiratory syncytial virus" or "respiratory syncytial viruses" or rsv or pneumovir* or parainfluenza* or "para influenza" or para-influenza or enterovir* or bocavir* or metapneumovir* or parvovir* or parechovir*) or AB (influenza* or flu or "common cold" or "common colds" or rhinovir* or adenovir* or coronavir* or sars or "severe acute respiratory syndrome" or "respiratory syncytial virus" or "respiratory syncytial viruses" or rsv or pneumovir* or parainfluenza* or "para influenza" or para-influenza or enterovir* or bocavir* or metapneumovir* or parvovir* or parechovir*)

S12 (MH "Respiratory Tract Infections+")

S11 (MH "Parvovirus Infections+")

S10 (MH "Enterovirus Infections+")

S9 (MH "Enteroviruses+")

S8 (MH "Respiratory Syncytial Virus Infections")

S7 (MH "Respiratory Syncytial Viruses")

S6 (MH "SARS Virus")

S5 (MH "Severe Acute Respiratory Syndrome")

S4 (MH "Coronavirus Infections+")

S3 (MH "Coronavirus+") OR (MH "Coronavirus Infections")

S2 (MH "Common Cold")

S1 (MH "Influenza+") OR (MH "Influenza A H5N1") OR (MH "Influenza A

LILACS (Latin America and Caribbean) search strategy

(mh:"Influenza, Human" OR "Gripe Humana" OR "Influenza Humana" OR influenza* OR flu OR gripe OR gripe OR mh:"Influenzavirus A" OR mh:b04.820.545.405* OR mh:b04.909.777.545.405* OR mh:"Influenzavirus B" OR mh:b04.820.545.407* OR mh:b04.909.777.545.407* OR "influenzavirus B" OR mh:"Influenzavirus C" OR "Influenzavirus C" OR mh:"Common Cold" OR "common cold" OR "common colds" OR "Resfriado Común" OR "Resfriado Comum" OR coryza OR "Coriza Aguda") AND (mh:handwashing OR "Lavado de Manos" OR "Lavagem de Mãos" OR "Desinfección de Manos" OR "Desinfecção de Mãos" OR "Higienização de Mãos Pré-Cirúrgica" OR handwash* OR "hand washing" OR "hand hygiene" OR "hand cleaning" OR "hand cleanse" OR "hand cleansing" OR higiene OR sanitizer* OR sanitiser* OR cleanser* OR disinfect* OR esteriliza* OR desinfectar* OR virucid* OR antiseptic* OR mh:"Gloves, Protective" OR "protective glove" OR "protective gloves" OR "Guantes Protectores" OR "Luvas Protetoras" OR mh:e07.700.600.400* OR mh:j01.637.215.600.400* OR mh:j01.637.708.600.400* OR glov* OR guantes OR luvas OR mh:masks OR mask* OR máscaras OR mascarillas OR facemask* OR goggles OR respirator* OR mh:"Respiratory Protective Devices" OR "Dispositivos de Protección Respiratoria" OR "Dispositivos de Proteção Respiratória" OR mh:"Protective Clothing" OR "Ropa de Protección" OR "Roupa de Proteção" OR mh:e07.700.600* OR mh:j01.637.215.600* OR mh:j01.637.708.600* OR mh:"Protective Devices" OR "Equipos de Seguridad" OR "Equipamentos de Proteção" OR mh:e07.700* OR mh:j01.637.708* OR mh:vs2.006.001.001* OR mh:vs4.002.001.001.007.002.002* OR mh:"Patient Isolation" OR "patient isolation" OR "Aislamiento de Pacientes" OR "Isolamento de Pacientes" OR mh:"Patient Isolators" OR "patient isolators" OR "Aisladores de Pacientes" OR "Isoladores de Pacientes" OR barrier* OR curtain* OR partition* OR barrera OR barreira OR cortina OR tabique OR mh:"Cross Infection" OR "cross infection" OR "Infección Hospitalaria" OR "Infecção Hospitalar" OR "Infecciones en Hospitales" OR "Infecciones Nosocomiales" OR "Infecções Nosocomiais" OR mh:"Infection Control" OR mh:n06.850.780.200.450* OR "Control de Infecciones" OR "Controle de Infecções" OR mh:"Communicable Disease Control" OR "Control de Enfermedades Transmisibles" OR "Controle de Doenças Transmissíveis" OR mh:n06.850.780.200* OR mh:sp8.946.819.811* OR mh:"Disease Outbreaks/prevention & control" OR mh:quarantine OR cuarentena OR quarentena OR "personal protection" OR "isolation room" OR "sala de aislamiento" OR "quarto de isolamento" OR "patient distance" OR "distancia del paciente" OR "spatial separation" OR cohort* OR ban OR bans OR banning OR banned OR prohibici* OR proibi* OR "outbreak control" OR distanc* OR "school closure" OR "school closures" OR "temporary closure" OR "temporary closures" OR "cierre de la escuela" OR "fechamento da escola" OR "public gathering" OR "public gatherings" OR "reunion publica" OR "reverse barrier nursing" OR "reverse barrier unit" OR "reverse barrier isolation" OR "negative pressure room" OR "negative pressure rooms" OR "patient separation") AND db:("LILACS") AND type_of_study:(("clinical_trials" OR "cohort" OR "case_control")

Indian MEDLARS search strategy

(influenza\$ or flu or common cold\$ or rhinovir\$ or coronavir\$ or adenovir\$ or severe acute respiratory syndrome\$ or sars or respiratory syncytial virus\$ or rsv or parainfluenza\$ or enterovir\$ or metapneumovir\$ or parvovir\$ or bocavir\$ or parechovir\$) and (handwashing or hand washing or mask\$ or glov\$ or protect\$ or isolat\$ or barrier\$ or curtain\$ or partition\$ or cross infection\$ or infection control\$ or disease control\$ or school\$ or quarantine\$ or ban\$ or cohort\$ or distanc\$ or spatial separation\$)

IMSEAR (Index Medicus for the South East Asia Region) search strategy

(influenza or flu or common cold or rhinovirus or coronavirus or adenovirus or severe acute respiratory syndrome or sars or respiratory syncytial virus or rsv or parainfluenza or enterovirus or bocavirus or metapneumovirus or parvovirus or parechovirus) and (handwashing or hand washing or hand hygiene or sanitizer or sanitiser or cleanser or disinfectant or gloves or masks or mask or protective clothing or protective devices or patient isolation or barrier or curtain or partition or cross infection or disease control or infection control or school or schools or bans or banning or banned or ban or distancing or quarantine or isolation or spatial separation or cohorting or cohort isolation)

Physical interventions to interrupt or reduce the spread of respiratory viruses (Review)

317

In the first publication of this review we searched the Cochrane Central Register of Controlled Trials (CENTRAL) (The Cochrane Library 2006, issue 4); MEDLINE (1966 to November 2006); OLDMEDLINE (1950 to 1965); EMBASE (1990 to November 2006) and CINAHL (1982 to November 2006). The MEDLINE search terms were modified for OLDMEDLINE, EMBASE and CINAHL.

In this 2009 update we searched the Cochrane Central Register of Controlled Trials (CENTRAL) (The Cochrane Library 2009, issue 2); Ovid MEDLINE (2006 to May Week 1 2009); OLDMEDLINE (1950 to 1965); Ovid EMBASE (2006 to Week 18, 2009) and Ovid CINAHL (2006 to May Week 1 2009).

Ovid MEDLINE

- 1 exp Influenza/
- 2 influenza.tw.
- 3 flu.tw.
- 4 exp Common Cold/
- 5 common cold.tw.
- 6 exp Rhinovirus/
- 7 rhinovirus*.tw.
- 8 exp Adenoviridae/
- 9 adenovirus*.tw.
- 10 exp Coronavirus/
- 11 exp Coronavirus Infections/
- 12 coronavirus*.tw.
- 13 exp Respiratory Syncytial Viruses/
- 14 exp Respiratory Syncytial Virus Infections/
- 15 respiratory syncytial virus*.tw.
- 16 respiratory syncytial virus.tw.
- 17 exp Parainfluenza Virus 1, Human/
- 18 exp Parainfluenza Virus 2, Human/
- 19 exp Parainfluenza Virus 3, Human/
- 20 exp Parainfluenza Virus 4, Human/
- 21 (parainfluenza or para-influenza or para influenza).tw.
- 22 exp Severe Acute Respiratory Syndrome/
- 23 (severe acute respiratory syndrome or SARS).tw.
- 24 acute respiratory infection*.tw.
- 25 acute respiratory tract infection*.tw.
- 26 or/1-25 (59810)
- 27 exp Hand Washing/
- 28 (handwashing or hand washing or hand-washing).tw.
- 29 hand hygiene.tw.
- 30 (sanitizer* or sanitiser*).tw.
- 31 (cleanser* or disinfectant*).tw.
- 32 exp Gloves, Protective/
- 33 exp Gloves, Surgical/
- 34 glov*.tw.
- 35 exp Masks/
- 36 mask*1.tw.
- 37 exp Patient Isolators/
- 38 exp Patient Isolation/
- 39 patient isolat*.tw.
- 40 (barrier* or curtain* or partition*).tw.
- 41 negative pressure room*.tw.
- 42 reverse barrier nursing.tw.
- 43 Cross Infection/pc [Prevention]
- 44 school closure*.tw.
- 45 (clos* adj3 school*).tw.
- 46 mass gathering*.tw.
- 47 public gathering*.tw.
- 48 (ban or bans or banned or banning).tw.
- 49 (outbreak* adj3 control*).tw.
- 50 distancing.tw.
- 51 exp Quarantine/
- 52 quarantine*.tw.
- 53 or/27-49

Physical interventions to interrupt or reduce the spread of respiratory viruses (Review)

54 26 and 53

55 (animals not (humans and animals)).sh.

56 54 not 55

CENTRAL search strategy

#1 MeSH descriptor Influenza, Human explode all trees

#2 influenza:ti,ab,kw

#3 flu:ti,ab,kw

#4 MeSH descriptor Common Cold explode all trees

#5 "common cold":ti,ab,kw

#6 MeSH descriptor Rhinovirus explode all trees

#7 rhinovirus*:ti,ab,kw

#8 MeSH descriptor Adenoviridae explode all trees

#9 adenovirus*:ti,ab,kw

#10 MeSH descriptor Coronavirus explode all trees

#11 MeSH descriptor Coronavirus Infections explode all trees

#12 coronavirus*:ti,ab,kw

#13 MeSH descriptor Respiratory Syncytial Viruses explode all trees

#14 MeSH descriptor Respiratory Syncytial Virus Infections explode all trees

#15 respiratory syncytial virus*:ti,ab,kw

#16 respiratory syncytial virus*:ti,ab,kw

#17 MeSH descriptor Parainfluenza Virus 1, Human explode all trees

#18 MeSH descriptor Parainfluenza Virus 2, Human explode all trees

#19 MeSH descriptor Parainfluenza Virus 3, Human explode all trees

#20 MeSH descriptor Parainfluenza Virus 4, Human explode all trees

#21 (parainfluenza or para-influenza or para influenza):ti,ab,kw

#22 MeSH descriptor Severe Acute Respiratory Syndrome explode all trees

#23 (severe acute respiratory syndrome or SARS):ti,ab,kw

#24 acute respiratory infection*:ti,ab,kw

#25 acute respiratory tract infection*:ti,ab,kw

#26 (#1 OR #2 OR #3 OR #4 OR #5 OR #6 OR #7 OR #8 OR #9 OR #10 OR #11 OR #12 OR #13 OR #14 OR #15 OR #16 OR #17 OR #18 OR #19 OR #20 OR #21 OR #22 OR #23 OR #24 OR #25)

#27 MeSH descriptor Handwashing explode all trees

#28 (handwashing or hand washing or hand-washing):ti,ab,kw

#29 hand hygiene:ti,ab,kw

#30 (sanitizer* or sanitiser*):ti,ab,kw

#31 (cleanser* or disinfectant*):ti,ab,kw

#32 MeSH descriptor Gloves, Protective explode all trees

#33 MeSH descriptor Gloves, Surgical explode all trees

#34 glov*:ti,ab,kw

#35 MeSH descriptor Masks explode all trees

#36 mask*:ti,ab,kw

#37 MeSH descriptor Patient Isolators explode all trees

#38 MeSH descriptor Patient Isolation explode all trees

#39 (barrier* or curtain* or partition*):ti,ab,kw

#40 negative NEXT pressure NEXT room*:ti,ab,kw

#41 "reverse barrier nursing":ti,ab,kw

#42 MeSH descriptor Cross Infection explode all trees with qualifier: PC

#43 school NEXT closure*:ti,ab,kw

#44 (clos* NEAR/3 school*):ti,ab,kw

#45 mass NEXT gathering*:ti,ab,kw

#46 public NEXT gathering*:ti,ab,kw

#47 ("ban" or "bans" or banned or banning):ti,ab,kw

#48 (outbreak* NEAR/3 control*):ti,ab,kw

#49 distancing:ti,ab,kw

#50 MeSH descriptor Quarantine explode all trees

#51 quarantine*:ti,ab,kw

#52 (#27 OR #28 OR #29 OR #30 OR #31 OR #32 OR #33 OR #34 OR #35 OR #36 OR #37 OR #38 OR #39 OR #40 OR #41 OR #42 OR #43 OR #44 OR #45 OR #46 OR #47 OR #48 OR #49 OR #50 OR #51)

#53 (#26 AND #52)

Ovid Embase search strategy

Physical interventions to interrupt or reduce the spread of respiratory viruses (Review)

1 exp Influenza/
 2 influenza.tw.
 3 flu.tw.
 4 exp Common Cold/
 5 common cold.tw.
 6 exp Human Rhinovirus/
 7 rhinovirus*.tw.
 8 exp Adenovirus/
 9 adenovirus*.tw.
 10 exp Coronavirus/
 11 coronavirus*.tw.
 12 exp Respiratory Syncytial Pneumovirus/
 13 respiratory syncytial virus*.tw.
 14 respiratory syncytial virus.tw.
 15 (parainfluenza or para-influenza or para influenza).tw.
 16 exp Severe Acute Respiratory Syndrome/
 17 (severe acute respiratory syndrome or SARS).tw.
 18 acute respiratory infection*.tw.
 19 acute respiratory tract infection*.tw.
 20 or/1-19
 21 exp Hand Washing/
 22 (handwashing or hand washing or hand-washing).tw.
 23 hand hygiene.tw.
 24 (sanitizer\$ or sanitiser\$).tw.
 25 (cleanser\$ or disinfectant\$).tw.
 26 exp Glove/
 27 exp Surgical Glove/
 28 glov*.tw.
 29 exp Mask/
 30 mask*1.tw.
 31 patient isolat*.tw.
 32 (barrier* or curtain* or partition*).tw.
 33 negative pressure room*.tw.
 34 reverse barrier nursing.tw.
 35 Cross Infection/pc [Prevention]
 36 school closure*.tw.
 37 (clos* adj3 school*).tw.
 38 mass gathering*.tw.
 39 public gathering*.tw. (5)
 40 (ban or bans or banned or banning).tw.
 41 (outbreak* adj3 control*).tw.
 42 distancing.tw.
 43 quarantine*.tw.
 44 or/21-43
 45 20 and 44

EBSCO CINAHL search strategy

S26 S10 and S24

S25 S10 and S24

S24 S11 or S12 or S13 or S14 or S15 or S16 or S17 or S18 or S19 or S20 or S21 or S22 or 23 or S24

S23 TI outbreak* N3 control* or AB outbreak* N3 control*

S22 TI (school closure* or mass gathering* or public gathering* or ban or bans or banned or banning or distancing or quarantine*) or AB (school closure* or mass gathering* or public gathering* or ban or bans or banned or banning or distancing or quarantine*)

S21 TI (patient isolat* or barrier* or curtain* or partition* or negative pressure room* or reverse barrier nursing) or AB (patient isolat* or barrier* or curtain* or partition* or negative pressure room* or reverse barrier nursing)

S20 TI (glov* or mask*) or AB (glov* or mask*)

S19 TI (handwashing or hand washing or hand-washing or hand hygiene) or AB (handwashing or hand washing or hand-washing or hand hygiene)

S18 (MH "Quarantine")

S17 (MM "Cross Infection")

S16 (MH "Isolation, Reverse")

S15 (MH "Patient Isolation+")

Physical interventions to interrupt or reduce the spread of respiratory viruses (Review)

Copyright © 2023 The Authors. Cochrane Database of Systematic Reviews published by John Wiley & Sons, Ltd. on behalf of The Cochrane Collaboration.

S14 (MH "Respiratory Protective Devices")
 S13 (MH "Masks")
 S12 (MH "Gloves")
 S11 (MH "Handwashing+")
 S10 S1 or S2 or S3 or S4 or S5 or S6 or S7 or S8 or S9
 S9 TI (influenza or flu or rhinovirus* or adenovirus* or coronavirus* or respiratory syncytial virus* or respiratory syncytial virus* or parainfluenza or para-influenza or para influenza or severe acute respiratory syndrome or SARS or respiratory viral infection* or viral respiratory infection*) or AB (influenza or flu or rhinovirus* or adenovirus* or coronavirus* or respiratory syncytial virus* or respiratory syncytial virus* or parainfluenza or para-influenza or para influenza or severe acute respiratory syndrome or SARS or respiratory viral infection* or viral respiratory infection*)TI (influenza or flu or rhinovirus* or adenovirus* or coronavirus* or respiratory syncytial virus* or respiratory syncytial virus* or parainfluenza or para-influenza or para influenza or severe acute respiratory (syndrome or SARS or respiratory viral infection* or viral respiratory infection*) or AB (influenza or flu or rhinovirus* or adenovirus* or coronavirus* or respiratory syncytial virus* or respiratory syncytial virus* or parainfluenza or para-influenza or para influenza or severe acute respiratory syndrome or SARS or respiratory viral infection* or viral respiratory infection*)
 S8 (MH "SARS Virus")
 S7 (MH "Severe Acute Respiratory Syndrome")
 S6 (MH "Respiratory Syncytial Virus Infections")
 S5 (MH "Respiratory Syncytial Viruses")
 S4 (MH "Coronavirus+")
 S3 (MH "Coronavirus Infections+")
 S2 (MH "Common Cold")
 S1 (MH "Influenza+")

WHAT'S NEW

Date	Event	Description
27 January 2023	New search has been performed	Searches updated. We included 11 new trials (Abaluck 2022 ; Alfelali 2020 ; Almanza-Reyes 2021 ; Ashraf 2020 ; Bundgaard 2021 ; Fretheim 2022a ; Gutiérrez-García 2022 ; Helsingen 2021 ; Swarthout 2020 ; Teasing 2021 ; Young 2021), and excluded 20 new trials (Ahmadian 2022 ; Chen 2022 ; Costa 2021 ; Cyril Vitug 2021 ; Dalakoti 2022 ; Egger 2022 ; Ferrer 2021 ; Gharebaghi 2020 ; Giuliano 2021 ; Karakaya 2021 ; Kawyannejad 2020 ; Lim 2022 ; Malaczek 2022 ; Meister 2022 ; Mo 2022 ; Montero-Vilchez 2022 ; Munoz-Basagoiti 2022 ; Sanchez Barrueco 2022 ; Seneviratne 2021 ; Sevinc Gul 2022). We identified two new ongoing trials (Brass 2021 ; NCT04471766), and five trials awaiting classification (Contreras 2022 ; Croke 2022 ; Delaguerra 2022 ; Loeb 2022 ; Varela 2022).
27 January 2023	New citation required but conclusions have not changed	Our conclusions remain unchanged.

HISTORY

Protocol first published: Issue 4, 2006

Review first published: Issue 4, 2007

Date	Event	Description
1 April 2020	New search has been performed	Searches updated. In this 2020 update we only searched for RCTs and cluster-RCTs. We included 44 new trials (Aelami 2015 ; Aiello 2012 ; Alzahr 2018 ; Arbogast 2016 ; Azor-Martinez 2016 ; Azor-Martinez 2018 ; Ban 2015 ; Barasheed 2014 ; Biswas 2019 ; Canini 2010 ;

Physical interventions to interrupt or reduce the spread of respiratory viruses (Review)

Copyright © 2023 The Authors. Cochrane Database of Systematic Reviews published by John Wiley & Sons, Ltd. on behalf of The Cochrane Collaboration.

Date	Event	Description
		<p>Chard 2019; Correa 2012; DiVita 2011; Feldman 2016; Goodall 2014; Hartinger 2016; Hubner 2010; Huda 2012; Ibfelt 2015; Ide 2014; Ide 2016; Little 2015; MacIntyre 2011; MacIntyre 2013; MacIntyre 2015; MacIntyre 2016; McConeghy 2017; Millar 2016; Miyaki 2011; Najnin 2019; Nicholson 2014; Pandejpong 2012; Priest 2014; Radonovich 2019; Ram 2015; Savolainen-Kopra 2012; Simmerman 2011; Stebbins 2011; Suess 2012; Talaat 2011; Temime 2018; Turner 2012; Yeung 2011; Zomer 2015).</p> <p>We excluded 12 new trials (Azor-Martinez 2014; Bowen 2007; Chami 2012; Denbak 2018; Lennell 2008; Nandrup-Bus 2009; Patel 2012; Rosen 2006; Slayton 2016; Stedman-Smith 2015; Uhari 1999; Vessey 2007).</p> <p>We identified 5 new ongoing trials (NCT03454009; NCT04267952; NCT04296643; NCT04337541; Wang 2015) one of which – NCT04337541 – published as this review was going to press.</p> <p>We focused on RCTs and cluster-RCTs only and removed observational studies from this update.</p>
1 April 2020	New citation required and conclusions have changed	There is now sufficient randomised controlled trial (RCT) evidence to show that hand hygiene is likely to provide a modest-benefit. Uncertainty remains for the other interventions. Further RCT evidence is needed.
22 October 2010	New citation required but conclusions have not changed	We updated the review again at the behest of the World Health Organization (WHO). External sources of support amended. External support from the WHO. The WHO interim guidelines document on 'Infection Prevention and Control of Epidemic and Pandemic Prone Acute Respiratory Diseases in Health Care' was published in 2007 to provide infection control guidance to help prevent the transmission of acute respiratory diseases in health care. The update of these guidelines will be evidence-based, and an update of this review was requested to assist in informing the evidence base for the revision of the WHO guidelines. Dr John Conly, Dr Mark Jones, and Sarah Thorning joined the review team.
22 October 2010	New search has been performed	Searches conducted. We included 7 new trials: 4 randomised controlled trials and 3 non-randomised comparative studies. We excluded 36 new trials.
7 May 2009	New search has been performed	<p>For the 2009 update, we included 3 cluster-randomised controlled trials, Cowling 2009; MacIntyre 2009; Sandora 2008, and 1 individual randomised controlled trial (Satomura 2005, with its linked publication Kitamura 2007). We also included 1 retrospective cohort study (Foo 2006), 1 case-control study (Yu 2007), and 2 prospective cohort studies (Wang 2007; Broderick 2008).</p> <p>The content and conclusions of the 2007 review changed little, but the additional 8 studies add more information and certainty. Our meta-analysis remains unchanged as there were no new studies for pooling.</p>
30 April 2009	New citation required but conclusions have not changed	New author joined the review team.
8 July 2008	Amended	Converted to new review format.

Date	Event	Description
20 August 2007	Amended	Review first published Issue 4, 2007.

CONTRIBUTIONS OF AUTHORS

For this 2022 update:

Co-ordinated the update: LD

Updated Background section: LD, MJ, LA

Updated searches: JC

Excluded irrelevant citations and disputed resolutions for trial registry searches: GB, LA

Screened titles and abstracts: EB, GB, LA, TJ

Selected studies: PG, GB, JMC

Extracted study data: MJ, TH, GB, JMC, EF, TJ

Adjudicated data extraction: PG, JMC

Assessed of risk of bias: MJ, GB, EF

Analysed data: MJ

Contributed to writing the update: PG, MJ, LD, TH, GB, JMC, JC, EF, MVD, LA, TJ

Approved final draft: EB, LD, PG, MJ, TH, GB, JMC, JC, EF, MVD, LA, TJ

DECLARATIONS OF INTEREST

LAA: has declared that they have no conflict of interest.

GAB: reports working at King Saud University, Medical City, Riyadh, Saudi Arabia as clinical faculty in the College of Pharmacy, collaborating with pharmacy services to provide clinical pharmacy services in primary care clinics (non-paid).

EMB: has declared that they have no conflict of interest.

JC: is an Information Specialist at Cochrane Acute Respiratory Infections but was not involved in the editorial process for this review.

JMC: has held or holds peer reviewed grants from the Canadian Institutes for Health Research (CIHR) on acute and primary care preparedness for COVID-19 in Alberta, Canada and has received components of funding from a CIHR funded study via McMaster University for a randomised trial of medical masks versus N95 respirators for preventing COVID-19 amongst healthcare workers. He has also been engaged in WHO funded studies using integrated human factors and ethnography approaches to identify and scale innovative IPC guidance implementation supports in primary care with a focus on low-resource settings and using drone aerial systems to deliver medical supplies and PPE to remote First Nations communities during the COVID-19 pandemic and was the primary local Investigator for a *Staphylococcus aureus* vaccine study funded by Pfizer for which all funding was provided only to the University of Calgary. He has received travel support from the Centers for Disease Control and Prevention (CDC) to attend an Infection Control Think Tank Meeting and from bioMerieux Canada to speak at a symposium on antimicrobial resistance co-hosted by the University of Toronto and bioMerieux Canada. He also reports being a member and Chair of the WHO Infection Prevention and Control Research and Development Expert Group for COVID-19 and reports being a member of the WHO Health Emergencies Programme (WHE) Ad-hoc COVID-19 IPC Guidance Development Group, both of which provide multidisciplinary advice to the WHO, for which no funding is received and from which no funding recommendations are made for any WHO contracts or grants. He reports declaring an opinion on topics in this review in *Clinical Microbiology and Infection* and *Antimicrobial Resistance and Infection Control*; reports being engaged as a co-author on a randomised trial of medical masks versus N95 respirators for preventing COVID-19 amongst healthcare workers published in the *Annals of Internal Medicine* in 2022 and mentioned in this current Cochrane Review, but no extraction or risk of bias assessment or data pooling or other assessment was undertaken by him nor will it be in any future updates. He reports working as an Infectious Diseases Consultant at Alberta Health Services, Calgary, Canada.

LD: is a Managing Editor at Cochrane Acute Respiratory Infections but was not involved in the editorial process for this review.

EF: has declared that they have no conflict of interest.

PG: reports a grant from the National Health and Medical Research Council, Australia.

TH: is a member of the Cochrane Stroke Group Editorial Board but was not involved in the editorial process for this review.

TJ: reports declaring an opinion on the topic of the review in articles for popular media. TJ is an Editor at the Cochrane Acute Respiratory Infections group but was not involved in the editorial process for this review. See full statement here: <https://restoringtrials.org/competing-interests-tom-jefferson/>

MAJ: reports a grant from the National Institute for Health Research, UK. MAJ is Co-ordinating Editor at Cochrane Acute Respiratory Infections but was not involved in the editorial process for this review.

MLvD: reports being a primary care panel member for the National COVID-19 Clinical Evidence Taskforce, Australia. MLvD is Deputy Co-ordinating Editor at Cochrane Acute Respiratory Infections but was not involved in the editorial process for this review.

SOURCES OF SUPPORT

Internal sources

- No sources of support provided

External sources

- National Institute of Health Research (NIHR), UK

Competitive grant awarded through The Cochrane Collaboration, 2009

- National Health and Medical Research Council (NHMRC), Australia

Competitive grant to Chris Del Mar and Tom Jefferson, 2009

- World Health Organization, Geneva, Switzerland

Requested and provided support to The Cochrane Collaboration for the 2011 update

- Sabbatical year (2010 to 2011) for John Conly while at the World Health Organization in Geneva, Switzerland was supported by the University of Calgary, Calgary, Canada

2020/1011941

- National Institute of Health Research (NIHR), UK

This Cochrane Review update is funded by the NIHR Incentive Scheme Award Reference 130721. The views expressed are those of the authors and not necessarily those of the NIHR or the Department of Health and Social Care.

- World Health Organization, Geneva, Switzerland

Provided financial support for the 2020 update of this review. Reference number 2020/1011941

- National Institute of Health Research (NIHR), UK

This 2022 Cochrane Review update is funded by the NIHR Incentive Scheme Award Reference NIHR150879. The views expressed are those of the authors and not necessarily those of the NIHR or the Department of Health and Social Care.

DIFFERENCES BETWEEN PROTOCOL AND REVIEW

We changed the title of the review in 2010 (see [Published notes](#) below).

For the 2020 update, we added one additional outcome: adverse events related to the intervention, and we split the outcomes into primary and secondary outcomes. We also focused only on randomised controlled trials (RCTs) and cluster-RCTs and removed observational studies.

NOTES

In Issue 1, 2010, the title of the review was changed from 'Interventions for the interruption or reduction of the spread of respiratory viruses' to 'Physical interventions to interrupt or reduce the spread of respiratory viruses'.

The original review was subsequently published as Jefferson T, Foxlee R, Del Mar C, Dooley L, Ferroni E, Hewak B, Prabhala A, Nair S, Rivetti A. Physical interventions to interrupt or reduce the spread of respiratory viruses: systematic review. *BMJ* 2008;336:77-80 and Jefferson T, Del Mar C, Dooley L, Ferroni E, Al-Ansary LA, Bawazeer GA, van Driel ML, Foxlee R, Rivetti A. [Physical interventions to interrupt or reduce the spread of respiratory viruses: systematic review](#). *BMJ* 2009;339:b3675. DOI: 10.1136/bmj.b3675.

INDEX TERMS

Medical Subject Headings (MeSH)

*Communicable Disease Control [methods]; COVID-19 [epidemiology] [prevention & control]; Global Health [statistics & numerical data]; Influenza A Virus, H1N1 Subtype; Influenza, Human [epidemiology] [prevention & control]; Randomized Controlled Trials as Topic; *Respiratory Tract Infections [epidemiology] [prevention & control]; SARS-CoV-2

MeSH check words

Aged; Child, Preschool; Humans